

UNIVERSE  
catalogue

1972  
2022

1972 50 años  
aniversario  
**PAMESA**  
cerámica

# UNIVERSE

Escape the usual and create  
your own reality.

CATÁLOGO GENERAL

# 22

**PAMESA**  
*cerámica*

# 50 AÑOS DE EXPERIENCIA

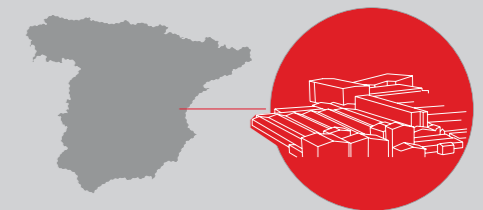
**Pamesa Cerámica es la compañía matriz del Grupo Pamesa con vocación de liderazgo dedicada al diseño, fabricación y comercialización de productos cerámicos que satisface las necesidades de sus clientes asegurando una excelente relación calidad, diseño y precio.**

## 50 YEARS OF EXPERIENCE


Pamesa Cerámica is the parent company of the Pamesa Group, which aims to be a leading benchmark in the design, manufacture and marketing of ceramic products that satisfy its customers' needs and guarantee excellent quality, design and value for money.

## 50 ANNÉES D'EXPÉRIENCE

Pamesa Cerámica est la compagnie matrice du Groupe Pamesa à vocation de leadership dédiée à la conception, la fabrication et la commercialisation de produits céramiques, qui satisfait les besoins de ses clients en assurant un excellent rapport qualité, design et prix.



**Pamesa Cerámica en Almazora (Castellón) España / Pamesa Cerámica installations in Almazora (Castellón) Spain**



**Pamesa do Brasil (Suape) Brasil**

# MEDIO AMBIENTE

## Siempre en continuo desarrollo

Pamesa Cerámica cuenta con un sistema de gestión ambiental para identificar y minimizar el impacto de sus operaciones sobre las emisiones atmosféricas, aguas residuales, residuos y contaminación acústica.

## Autorización ambiental integrada

La compañía está comprometida con el cumplimiento de las disposiciones legales en material medioambiental. Pamesa cuenta con la Autorización Ambiental Integrada, otorgada por la Conselleria de Territorio y Vivienda de la Generalitat Valenciana.

## Protocolo de Kioto

Pamesa fue la primera empresa del sector cerámico que consiguió el reconocimiento de asignación de derechos de CO2, cumpliendo así con el Protocolo de Kioto.

## Sistema integrado de gestión

Empresa adherida al Sistema Integrado de Gestión (SIG), diseñado por Ecoembes y encaminado a la recogida selectiva y recuperación de residuos de envases para su tratado, reciclado y valoración.

## Reciclaje

Aplicando criterios de mejora continua, lleva a cabo una valorización interna de los residuos y una recogida selectiva de los mismos como cartón, plástico o madera.

## Eficiencia operativa

Pamesa está comprometida con la optimización en la gestión del agua, basada en los principios de reutilización y optimización de la misma en diferentes procesos. Además, apuesta por la aplicación constante de criterios de eficiencia energética en sus instalaciones y actividades.

## Certificación ambiental

La compañía cuenta con Declaraciones Ambientales de Producto (DAP) para todas las familias de producto que comercializa. Una declaración concedida por Aenor en 2014 y ampliada en 2015 que destaca productos respetuosos con el medio ambiente.

## ENVIRONMENT

### Always in continuous development

Pamesa Cerámica has an environmental management system to identify and minimise the impact of its operations on atmospheric emissions, waste water, other waste and noise pollution.

### Integrated Environmental Authorisation

The company is committed to complying with all current environmental legislation. Pamesa has been granted Integrated Environmental Authorisation by the Valencia Regional Government's Department for Territory and Housing.

### Kyoto Protocol

Pamesa was the first company in the ceramic sector to obtain recognition of allocation of CO2 emission rights, thus complying with the Kyoto Protocol.

### Integrated Management System

The company is signed up to the Integrated Management System (SIG) designed by Ecoembes for the selective collection and recovery of waste for treatment, recycling and appraisal.

### Recycling

Applying criteria of continuous improvement, the firm carries out internal appraisals of waste and selective collection of waste materials like cardboard, plastic or wood, and helps to combat deforestation through the introduction of the europalet.

### Operational efficiency

Pamesa is committed to optimising water management based on the principles of recycling and water optimisation in all its processes. The firm also follows energy efficiency criteria in its premises and activities.

### Environmental certification

The company has Environmental Product Declarations (EPDs) for every product family Pamesa Cerámica sells. This declaration for environmentally friendly products was awarded by Aenor in 2014 and extended in 2015.

## ENVIRONNEMENT

### En perpétuel développement continu

Pamesa dispose d'un système de gestion environnementale pour identifier et minimiser l'impact de ses opérations sur les émissions atmosphériques, les eaux résiduaires, les déchets et la pollution acoustique.

### Autorisation environnementale intégrée

La compagnie s'engage à respecter les dispositions légales en matière environnementale. Pamesa possède l'Autorisation environnementale intégrée, décernée par le Conseil du Territoire et du Logement de la Generalitat Valenciana.

### Protocole de Kyoto

Pamesa fut la première entreprise du secteur céramique à obtenir la reconnaissance d'assignation de droits de CO2, satisfaisant ainsi au Protocole de Kyoto.

### Système intégré de gestion

Entreprise adhérente au Système intégré de gestion (SIG), conçu par Ecoembes et dirigé à la collecte sélective et la récupération des déchets d'emballages pour leur traitement, leur recyclage et leur évaluation.

### Recyclage


En appliquant des critères d'amélioration continue, on effectue une valorisation interne des déchets et une collecte sélective de ceux-ci comme le carton, le plastique ou le bois et l'on contribue à lutter contre la déforestation avec l'introduction de l'europalette.

### Efficience opérationnelle

Pamesa est engagée vis-à-vis de l'optimisation dans la gestion de l'eau, basée sur les principes de réutilisation et d'optimisation de celle-ci dans différents processus. De plus, il mise sur l'application constante de critères d'efficacité énergétique dans ses installations et ses activités.

### Certification environnementale

Pamesa dispose de Déclarations environnementales de produit (DAP) pour toutes les familles de produit qu'elle commercialise. Une déclaration décernée par Aenor en 2014 et étendue en 2015 qui témoigne de produits respectueux envers l'environnement.





## CALIDAD

Pamesa tiene implantado un sistema de gestión de calidad, acorde con la norma ISO 9001: 2015, certificado por Lloyd's Register Quality Assurance. Apostando por la excelencia en la gestión y entendiendo la calidad como su seña de identidad, las claves en el cumplimiento de esta normativa son:

- Mejorar la satisfacción de los clientes.
- Incrementar el compromiso de los empleados con la calidad.
- Optimizar el funcionamiento de las unidades de negocio y el servicio de comercialización.
- Apostar por la mejora continua como clave del éxito empresarial.

## QUALITY

Pamesa has a quality management system in accordance with the standard ISO 9001: 2015, certified by Lloyd's Register Quality Assurance. Committing to managerial excellence and taking quality as its hallmark, the key points for complying with this standard are:

- Improving customer satisfaction.
- Increasing employees commitment to quality.
- Optimising the operations of business units and marketing services.
- Committing to continuous improvement as the key to business success.

## QUALITÉ

Pamesa a implanté un système de gestion de la qualité, conformément à la norme ISO 9001: 2015, certifié par Lloyd's Register Quality Assurance. Misant sur l'excellence dans la gestion et comprenant la qualité comme son signe d'identité, les clés dans l'accomplissement de cette réglementation sont:

- Améliorer la satisfaction des clients.
- Augmenter l'engagement des employés envers la qualité.
- Optimiser le fonctionnement des unités d'affaires et le service de commercialisation.
- Miser sur l'amélioration continue comme clé du succès entrepreneurial.

# Índice

Index

Index

## UNIVERSE

Escape the usual and create your own reality.

## CEMENTOS Y PIEDRAS

ALLOY	18
BRICKWALL	20
CARNABY	46
DORIA	22
DRESDEN	24
DUPLOCEM	26
DUPLOSTONE	28
EATON	30
ELGIN	32
EOS - EOS WOOD	34
ERDING	36
ESSEN	38
ESSENZA	40
HESSE	42
JUBILEE	44
KILBURN	48
KINGSBURY	50
LAMBETH	52
MAYFAIR	54
MOSA	60
ODEON	62
OMNIA	64
PLATTE	66
PROVENZA	68
PROVENZAL	70
RONNE	72
SLOANE	56
STYLE	74
TALENT	76
VITA	78
WATERLOO	58

## MÁRMOLES

ALBANO	82
AREZZO	84
ASCOLANO	86
BELVEDERE	88
FENIX	90
FORVM	92
GARDA	94
GROTTO	96
IMPERIUM	98
KASHMIR	100
LENCI	102
LLEVANT	104
LUCCA	106
LUNI	108
PALLADIO	110
SKYROS	112
TRESANA	114
VENATO	116

## MADERAS

BOIS	120
BOSQUE	122
ELK	124
EPOCA	126
GREENPARK	128
GREENWICH	130
INZA	132
KINGSDECK	134
KINGSWOOD	134
NERA	136
OLDMANOR	138-140
ROVERE	142
SONOMA	144

## HIDRÁULICOS ART

ART	148
CASSATT	150
CEZZANE	151
COROT	152
DEGAS	153
GAUGUIN	154
LEPIC	155
MONET	156
RENOIR	157
RODIN	158
SEURAT	159
SIGNAC	160
SYSLEY	161

## HIDRÁULICOS ARTSTRACT

ARTSTRACT	164
DIAGONALS	166
DIAMOND	168

## REVESTIMIENTO PASTA BLANCA

ADAIR	172
AGERI	174
AGERI PIETRA	176
AHAR	178
AITNE	288
ALBION	180
ALESSIA	174
AMALT	288
ANTIC TREND	256
ANZA	182
ATKA	184
BARAT RLV.	186
BINTAN	186
BOLSENA	188
BRIENZ	190
CAPUA	192
CELLINI	194
CLASS	194
COSMIC	196
COTON	282
DERNIA	286
DESERT	198-276
DONEGAL	200
DOSSO	202-206
DUMAI	208
DURI	208
ESSEN	210
EXETER	212
FORVM	214
GEBEL	216
GLACE	282
HAYDEN RLV	278
HELMS	218
ICELAND	286
IMBROS	220

INCIR	222
KAURI	224
KEDIRI	226
KONCEPT	228-230
LEMNOS	232
LINEN	282
MACASSAR	234
MANAOS	236
MERU	238
MODERN TREND	258
NEIGE	282
NUVA	240
OASIS	194
ODEON	242
ORDESA	241-284-288
PIETRA RIGHE	176
PLAUEN	210
PONTESEI	188
REGAL	244
ROYAL TREND	260
SIAM	248
SILET	249
SILKSTONE	246
SILS	248
SIRTE	286
SOUL	250
SYMI	252
TABELLA GEBEL	216
TOBRUK	286
TORANO	254-276
TRIPOLI	224-278-280-282-284-286-288-290
VARENNA	290
VEGETAL TREND	262
VELLORE	264
VESTAL	266
VIANA	264
VICO	188
VITA	268-270
VOILE	282
VOLTERRA	290
VOSS	272-290
WABE	250
WELLS	274-276
WERDEN	210
ZIPP COSMIC	196

## AGATHA

AGATHA	306-308
AGATHA 21	294
AGATHA CARROUSEL 21	296
AGATHA CIRCUS 21	298
AGATHA CONFETTI 21	300
AGATHA FESTA 21	302
AGATHA MAGIC 21	304

## REVESTIMIENTO PASTA ROJA

ALASKA	338
ALBI	312
ARTISAN	314
BERWICK	328-330
BRIENZ	318
DREAM	320
GRAVEL	322
IRWELL	328-330
KENYA	324
KLIM	326
KLIM RLV	326
LOWRY	328-330
NEU	316
POTSDAM	316
SOFT	332
TORONTO	338
URBANA	334
VIEDMA	336

## PAVIMENTO PASTA ROJA

ALCORA	342
ARCOIRIS	344
AVILA	346
CASTLE	348
CREA	350
DREAM	352
FRONDA	354
MEDICI	356
TOVAR	358
URBANA	360
WALD	362

## CARACTERÍSTICAS TÉCNICAS

SISTEMA CORONACIÓN 20MM 20MM POOL COPING SYSTEM/ SYSTÈME DE COURONNEMENT 20MM	366
PLOTS REGULABLES ADJUSTABLE PEDESTALS / PLOTS RÉGLABLES	368
MANTENIMIENTO Y LIMPIEZA CLEANNING AND CARE / ENTRETIEN ET NETTOYAGE	370
PIEZAS ESPECIALES POR TIPOLOGÍA DE PRODUCTO / SPECIAL PIECES BY PRODUCT TYPE / PIÈCES SPÉCIALES PAR TYPOLOGIE DE PRODUIT	372
TABLA DE UTILIDADES TÉCNICAS TABLE OF TECHNICAL UTILITIES / TABLEAU DES UTILITÉS TECHNIQUES	374
CARACTERÍSTICAS TÉCNICAS / TECHNICAL FEATURES / CARACTÉRISTIQUES TECHNIQUES	376







**TIPOLOGÍA DE PRODUCTO**  
PRODUCT SERIES  
FAMILLE DE PRODUCT

- **COMPACGLASS**  
GRES PORCELÁNICO ESMALTADO  
GLAZED PORCELAIN TILES  
GRÈS CÉRAMÉ EMAILLÉ
- **LEVIGLASS**  
GRES PORCELÁNICO ESMALTADO PULIDO  
RECTIFICADO  
POLISHED GLAZED RECTIFIED PORCELAIN TILES  
GRÈS CÉRAMÉ EMAILLÉ POLI RECTIFIÉE
- **DECORSTONE**  
GRES PORCELÁNICO  
PORCELAIN TILES  
GRÈS CÉRAMÉ
- **LUXGLASS**  
GRES PORCELÁNICO RECTIFICADO  
RECTIFIED PORCELAIN TILES  
GRÈS CÉRAMÉ RECTIFIÉE
- **COMPACTTO PEDRA**  
GRES PORCELÁNICO  
PORCELAIN TILES  
GRÈS CÉRAMÉ
- **REVESTIMIENTO PASTA BLANCA**  
WHITE BODY WALL TILES  
REVÊTEMENT PÂTE BLANCHE
- **REVESTIMIENTO PASTA ROJA**  
RED BODY WALL TILES  
REVÊTEMENT PÂTE ROUGE
- **PAVIMENTO PASTA ROJA**  
RED BODY FLOOR TILES  
SOL PÂTE ROUGE

**SIMBOLOGÍA**  
SYMBOLS / LÉGENDE

**ACABADOS FINISHES FINITIONS**

- GLO** BRILLO  
GLOSSY  
BRILLANT
- MATT** MATE  
MATT  
MAT
- SP** SEMIPULIDO ALTO BRILLO  
SEMI POLISHED  
HIGH GLOSS  
SEMI-POLI HAUTE BRILLANCE
- LUX** LUXGLASS
- LEV** LEVIGLASS
- RECTIFICADO** RECTIFIED  
RECTIFIÉE
- SIN RECTIFICAR** NON RECTIFIED  
NON RECTIFIÉE
- 20 mm** ESPESOR DE 20 MM  
20 MM THICKNESS  
20 MM D'ÉPAISSEUR
- 11 mm** ESPESOR DE 11 MM  
11 MM THICKNESS  
11 MM D'ÉPAISSEUR
- ANTIBACTERIANO** ANTIMICROBIAL  
ANTIMICROBIEN
- TIPO DE SUPERFICIE** TYPE OF SURFACE  
TYPE DE SURFACE
- REVESTIMIENTO** WALL TILE  
REVÊTEMENT
- PAVIMENTO** FLOOR TILE  
SOL
- C-GRIP** CONTAC GRIP\*

**VARIACIÓN CROMÁTICA**  
COLOUR VARIATION  
VARIATION CHROMATIQUE

- V1** ASPECTO UNIFORME  
UNIFORM APPEARANCE  
ASPECT UNIFORME
- V2** VARIACIÓN LEVE  
SLIGHT VARIATION  
LÉGÈRE VARIATION
- V3** VARIACIÓN MODERADA  
MODERATE VARIATION  
VARIATION MODÉRÉE
- V4** VARIACIÓN ALTA  
STRONG VARIATION  
FORTE VARIATION

**COLOCACIÓN**  
TYLE LAYING  
POSE

- RECOMENDABLE NO COLOCAR TRABADO A MITAD DE PIEZA**  
WE DO NOT RECOMMEND LAYING THE TILES BRICKBOND (BRICK-JOINTED) HALFWAY  
RECOMMANDÉ DE NE PAS POSER EN DÉCALÉ À LA MOITIÉ DE LA PIÈCE
- COLOCACIÓN CON POSICIÓN**  
PLACEMENT WITH POSITION  
PLACEMENT AVEC POSITION

**CARACTERÍSTICAS TÉCNICAS**  
TECHNICAL FEATURES  
SPÉCIFICATIONS TECHNIQUES

- PTV DRY** (SLIP POTENTIAL)
- PTV WET** (SLIP POTENTIAL)
- CLASE 1 CLASE 2 CLASE 3** UNE 41901 EX
- R9 R10 R11 R12** DIN 51130
- A B C** DIN 51097
- DECOF >0.42** DCOF ANSI A326.3

**UPEC** UPEC-CSTB

**GUÍA DE CONTENIDOS**  
TABLE OF CONTENTS / GUIDE DES MATIÈRES



**TIPOLOGÍA DE PRODUCTO**  
PRODUCT SERIES  
FAMILLE DE PRODUCT

\* Tratamiento superficial aplicado después de la cocción sujeto a condiciones de modelo color, cantidad y suministro y que cumple con la norma española CTE.

\* Surface treatment compliant with the Spanish building code (CTE), applied after firing depending on the model, colour, amount and delivery conditions.

\* Traitement superficiel appliqué après la cuisson et assujéti aux conditions de modèle, couleur, quantité et fourniture, et qui respecte le code technique de la construction espagnol.

PIEZAS ESPECIALES  
SPECIAL PIECES  
PIÈCES ESPECIALES

EMPAQUETADO  
PACKAGING  
EMBALLAGE

IMAGEN DE AMBIENTE  
PICTURE OF SETTINGS  
IMAGE

DESCRIPCIÓN DE IMAGEN  
DESCRIPTION IMAGE  
DESCRIPTION IMAGE

An aerial photograph of a quarry or construction site. The ground is a mix of light-colored soil and dark, jagged rock formations. Numerous circular and irregular tracks from heavy machinery are visible across the terrain. In the lower-left quadrant, a small white cube is placed on the ground, serving as a scale reference. The overall scene is one of industrial activity in a natural, rugged environment.

# CEMENTOS Y PIEDRAS

CEMENT AND STONES  
*CIMENTS ET PIERRES*

# ALLOY

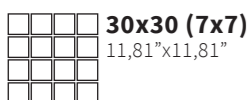
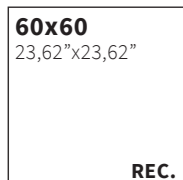

NEW  
2022



R10 B

DECORSTONE

Formatos / Sizes / Formats




● Alloy	Pearl	60x120	Rec.	M83	017.869.0169.10476	📄
● Alloy	Pearl	60x120	Rec.	M96	050.869.0169.10476	📄
● Alloy	Pearl	60x60	Rec.	M45	017.840.0169.10476	📄
● Alloy	Pearl	60x60	Rec.	M61	017.840.0169.10476	📄
● Alloy	Pearl	30x30(7)	Malla	M185	025.590.0169.10476	📄
● Alloy	Pearl	30x30(7)	Malla	M185	051.590.0169.10476	📄




● Alloy	Mint	60x120	Rec.	M83	017.869.0824.10476	📄
● Alloy	Mint	60x120	Rec.	M96	050.869.0824.10476	📄
● Alloy	Mint	60x60	Rec.	M45	017.840.0824.10476	📄
● Alloy	Mint	60x60	Rec.	M61	017.840.0824.10476	📄
● Alloy	Mint	30x30(7)	Malla	M185	025.590.0824.10476	📄
● Alloy	Mint	30x30(7)	Malla	M185	051.590.0824.10476	📄



● Alloy	Grey	60x120	Rec.	M83	017.869.0161.10476	📄
● Alloy	Grey	60x120	Rec.	M96	050.869.0161.10476	📄
● Alloy	Grey	60x60	Rec.	M45	017.840.0161.10476	📄
● Alloy	Grey	60x60	Rec.	M61	017.840.0161.10476	📄
● Alloy	Grey	30x30(7)	Malla	M185	025.590.0161.10476	📄
● Alloy	Grey	30x30(7)	Malla	M185	051.590.0161.10476	📄



● Alloy	Azzurro	60x120	Rec.	M83	017.869.0151.10476	📄
● Alloy	Azzurro	60x120	Rec.	M96	050.869.0151.10476	📄
● Alloy	Azzurro	60x60	Rec.	M45	017.840.0151.10476	📄
● Alloy	Azzurro	60x60	Rec.	M61	017.840.0151.10476	📄
● Alloy	Azzurro	30x30(7)	Malla	M185	025.590.0151.10476	📄
● Alloy	Azzurro	30x30(7)	Malla	M185	051.590.0151.10476	📄



● Alloy	Coal	60x120	Rec.	M83	017.869.0298.10476	📄
● Alloy	Coal	60x120	Rec.	M96	050.869.0298.10476	📄
● Alloy	Coal	60x60	Rec.	M45	017.840.0298.10476	📄
● Alloy	Coal	60x60	Rec.	M61	017.840.0298.10476	📄
● Alloy	Coal	30x30(7)	Malla	M185	025.590.0298.10476	📄
● Alloy	Coal	30x30(7)	Malla	M185	051.590.0298.10476	📄



● Alloy	Copper	60x120	Rec.	M83	017.869.0287.10476	📄
● Alloy	Copper	60x120	Rec.	M96	050.869.0287.10476	📄
● Alloy	Copper	60x60	Rec.	M45	017.840.0287.10476	📄
● Alloy	Copper	60x60	Rec.	M61	017.840.0287.10476	📄
● Alloy	Copper	30x30(7)	Malla	M185	025.590.0287.10476	📄
● Alloy	Copper	30x30(7)	Malla	M185	051.590.0287.10476	📄



Rvto. / Wall / Rvrm: Alloy Copper 60x120 Decorstone  
Pvto. / Floor / Sol: Alloy Copper 60x120 Decorstone - Mosa Coal 60x60

## Piezas especiales / Special pieces / Pièces especiales

Consultar en página / Consult on page / Consulter en page: 372

*PELDAÑO GRADONE	*ÁNGULO GRADONE	*PELDAÑO RANURADO	*ÁNGULO RANURADO	*RODAPIÉ DEC. LUXGLASS	*RODAPIÉ C./ROMO

## Empaquetado / Packaging / Emballage

Formato	pz/cj	m <sup>2</sup> /cj	cj/pl	m <sup>2</sup> /pl	kg/cj	kg/pl
60x120	2	1.44	32	46.08	34.50	1,129.00
60x60	4	1.44	30	43.20	30.00	920.00
30x30(7)	11	1.00	42	42.00	23.10	990.20



# BRICKWALL



Formatos / Sizes / Formats

**7x28**  
2,75"x11,02"



● Brickwall Blanco 7x28 M41 015.889.0012.02961



● Brickwall Tortora 7x28 M41 015.889.0297.02961



● Brickwall Perla 7x28 M41 015.889.0037.02961



● Brickwall Grafito 7x28 M41 015.889.0068.02961



● Brickwall Sand 7x28 M41 015.889.0119.02961



● Brickwall Negro 7x28 M41 015.889.0003.02961



Rvto. / Wall / Rvtm.: **Soul Blanco 25x75 - Brickwall Sand 7x28**  
Pvto. / Floor / Sol: **Castle Light 20x60**



**Empaquetado / Packaging / Emballage**

Formato	pz/cj	m <sup>2</sup> /cj	cj/pl	m <sup>2</sup> /pl	kg/cj	kg/pl
7x28	27	0.53	121	64.13	10.70	1,314.70

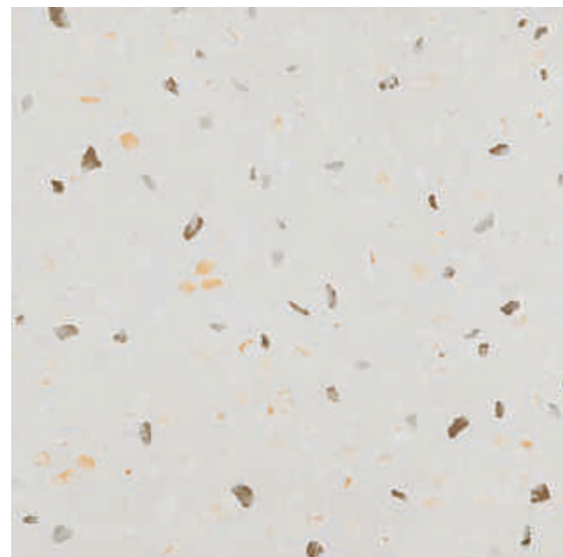
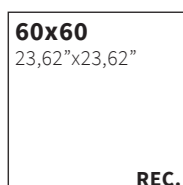
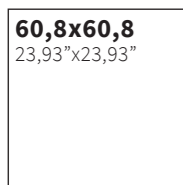
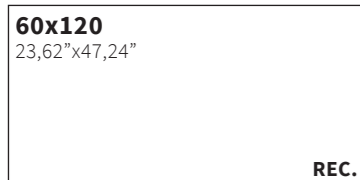
# DORIA

NEW  
2022


COMPACGLASS  
GRES PORCELÁNICO ESMALTADO · GLAZED PORCELAIN TILES · GRÈS CÉRAME ÉMAILLÉ




Formatos / Sizes / Formats



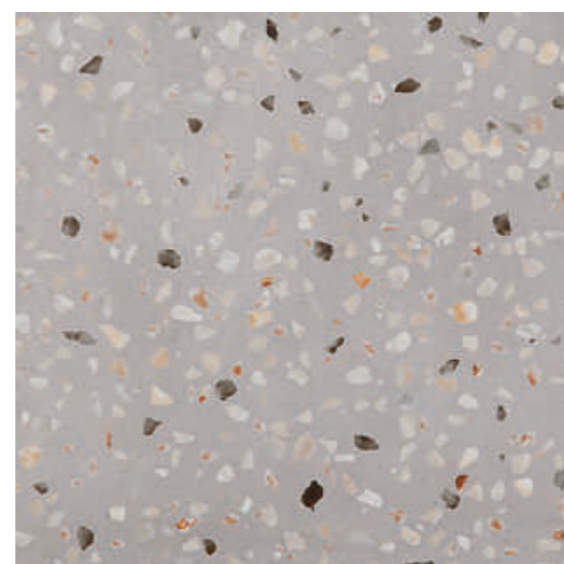
● Doria	Bianco	60x120	Rec.	M74	017.250.0150.10382	
● Doria	Bianco	60,8x60,8		M30	015.440.0150.10382	
● Doria	Bianco	60x60	Rec.	M39	017.840.0150.10382	



● Doria	Multi	60x120	Rec.	M74	017.250.0558.10382	
● Doria	Multi	60,8x60,8		M30	015.440.0558.10382	
● Doria	Multi	60x60	Rec.	M39	017.840.0558.10382	




● Doria	Sabbia	60x120	Rec.	M74	017.250.0598.10382	
● Doria	Sabbia	60,8x60,8		M30	015.440.0598.10382	
● Doria	Sabbia	60x60	Rec.	M39	017.840.0598.10382	




● Doria	Greige	60x120	Rec.	M74	017.250.0408.10382	
● Doria	Greige	60,8x60,8		M30	015.440.0408.10382	
● Doria	Greige	60x60	Rec.	M39	017.840.0408.10382	




● Hexagon Doria Bianco 25,8x29  
M64 015.122.0150.10382



● Hexagon Doria Sabbia 25,8x29  
M64 015.122.0598.10382



● Hexagon Doria Multi 25,8x29  
M64 015.122.0558.10382



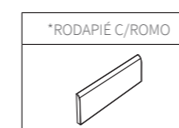
● Hexagon Doria Greige 25,8x29  
M64 015.122.0408.10382



Rvto. / Wall / Rvrm.: **Doria Sabbia 25,8x29**  
Pvto. / Floor / Sol: **Doria Sabbia 60x60 - Omnia Neutro 60x60**

### Piezas especiales / Special pieces / Pieces especiales

Consultar en página / Consult on page / Consulter en page: 372



### Empaquetado / Packaging / Emballage

Formato	pz/cj	m <sup>2</sup> /cj	cj/pl	m <sup>2</sup> /pl	kg/cj	kg/pl
60x120	2	1,44	36	51,84	28,14	1042,04
60,8x60,8	4	1,48	30	44,40	31,00	950,00
60x60	4	1,44	30	43,20	30,00	920,00
25,8x29 Hexagon	18	1,00	48	48,00	22,50	1100,00



# DRESDEN



Formatos / Sizes / Formats

**30x60**  
11,81"x23,62"  
REC. UPEC

**90x90**  
35,43"x35,43"

**60x60**  
23,62"x23,62"

UPEC REC. REC.

**30x30 (7x7)**  
11,81"x11,81"




- Dresden Blanco 30x60 Rec. M39 017.450.0012.09828
- Dresden Blanco 90x90 Rec. M74 017.804.0012.09828
- Dresden Blanco 60x60 Rec. M39 017.840.0012.09828
- Dresden Blanco 30x30(7) Malla M185 025.590.0012.09828



- Dresden Perla 30x60 Rec. M39 017.450.0037.09828
- Dresden Perla 90x90 Rec. M74 017.804.0037.09828
- Dresden Perla 60x60 Rec. M39 017.840.0037.09828
- Dresden Perla 30x30(7) Malla M185 025.590.0037.09828



- Dresden Gris 30x60 Rec. M39 017.450.0002.09828
- Dresden Gris 90x90 Rec. M74 017.804.0002.09828
- Dresden Gris 60x60 Rec. M39 017.840.0002.09828
- Dresden Gris 30x30(7) Malla M185 025.590.0002.09828



- Dresden Taupe 30x60 Rec. M39 017.450.0285.09828
- Dresden Taupe 90x90 Rec. M74 017.804.0285.09828
- Dresden Taupe 60x60 Rec. M39 017.840.0285.09828
- Dresden Taupe 30x30(7) Malla M185 025.590.0285.09828



Pvto. / Floor / Sol: Dresden Perla 90x90

## Piezas especiales / Special pieces / Pièces especiales

Consultar en página / Consult on page / Consulter en page: 372

*PELDAÑO GRADONE	*ÁNGULO GRADONE	*PELDAÑO RANURADO	*ÁNGULO RANURADO	*RODAPIÉ C/ROMO

## Empaquetado / Packaging / Emballage

Formato	pz/cj	m <sup>2</sup> /cj	cj/pl	m <sup>2</sup> /pl	kg/cj	kg/pl
30x60	6	1.08	48	51.84	23.00	1,124.00
90x90	2	1.62	27	43.74	40.00	1,110.00
60x60	4	1.44	30	43.20	30.00	920.00
30x30(7)	11	1.00	42	42.00	23.10	990.20



# DUPLOCEM



Formatos / Sizes / Formats

**60x120**  
23,62"x47,24"

**30x60**  
11,81"x23,62"

REC. REC.

**45x90**  
17,71"x35,43"

REC.

**60x60**  
23,62"x23,62"

REC.

**30x30 (7x7)**  
11,81"x11,81"

**60x120**  
23,62"x47,24"


REC. 20 MM

**60,5x60,5**  
23,81"x23,81"


REC. 20 MM




- Duplocem Marfil 60x120 (20 mm) Rec. M141 017.390.0033.02509
- Duplocem Marfil 60x120 Rec. M74 017.869.0033.02509
- Duplocem Marfil 45x90 Rec. M45 017.805.0033.02509
- Duplocem Marfil 30x60 Rec. M39 017.450.0033.02509
- Duplocem Marfil 60,5x60,5 (20 mm) Rec. M104 017.701.0033.02509
- Duplocem Marfil 60x60 Rec. M39 017.840.0033.02509
- Duplocem Marfil 30x30(7) Malla M185 025.590.0033.02509



- Duplocem Taupe 60x120 (20 mm) Rec. M141 017.390.0285.02509
- Duplocem Taupe 60x120 Rec. M74 017.869.0285.02509
- Duplocem Taupe 45x90 Rec. M45 017.805.0285.02509
- Duplocem Taupe 30x60 Rec. M39 017.450.0285.02509
- Duplocem Taupe 60,5x60,5 (20 mm) Rec. M104 017.701.0285.02509
- Duplocem Taupe 60x60 Rec. M39 017.840.0285.02509
- Duplocem Taupe 30x30(7) Malla M185 025.590.0285.02509



- Duplocem White 60x120 (20 mm) Rec. M141 017.390.0108.02509
- Duplocem White 60x120 Rec. M74 017.869.0108.02509
- Duplocem White 45x90 Rec. M45 017.805.0108.02509
- Duplocem White 30x60 Rec. M39 017.450.0108.02509
- Duplocem White 60,5x60,5 (20 mm) Rec. M104 017.701.0108.02509
- Duplocem White 60x60 Rec. M39 017.840.0108.02509
- Duplocem White 30x30(7) Malla M185 025.590.0108.02509



- Duplocem Perla 60x120 (20 mm) Rec. M141 017.390.0037.02509
- Duplocem Perla 60x120 Rec. M74 017.869.0037.02509
- Duplocem Perla 45x90 Rec. M45 017.805.0037.02509
- Duplocem Perla 30x60 Rec. M39 017.450.0037.02509
- Duplocem Perla 60,5x60,5 (20 mm) Rec. M104 017.701.0037.02509
- Duplocem Perla 60x60 Rec. M39 017.840.0037.02509
- Duplocem Perla 30x30(7) Malla M185 025.590.0037.02509



- Duplocem Gris 60x120 (20 mm) Rec. M141 017.390.0002.02509
- Duplocem Gris 60x120 Rec. M74 017.869.0002.02509
- Duplocem Gris 45x90 Rec. M45 017.805.0002.02509
- Duplocem Gris 30x60 Rec. M39 017.450.0002.02509
- Duplocem Gris 60,5x60,5 (20 mm) Rec. M104 017.701.0002.02509
- Duplocem Gris 60x60 Rec. M39 017.840.0002.02509
- Duplocem Gris 30x30(7) Malla M185 025.590.0002.02509



Pvto. / Floor / Sol: Duplocem Marfil 45x90



## Piezas especiales / Special pieces / Pièces especiales

Consultar en página / Consult on page / Consulter en page: 372

*PELDAÑO GRADONE	*ÁNGULO GRADONE	*PELDAÑO RANURADO	*ÁNGULO RANURADO	*RODAPIÉ C/ROMO

## Empaquetado / Packaging / Emballage

Formato	pz/cj	m²/cj	cj/pl	m²/pl	kg/cj	kg/pl
60x120 (20 mm)	1	0.72	32	23.04	34.20	1,114.40
60x120	2	1.44	32	46.08	34.50	1,129.00
45x90	3	1.21	44	53.24	28.70	1,282.80
30x60	6	1.08	48	51.84	23.00	1,124.00
60,5x60,5 (20 mm)	2	0.73	30	21.90	32.80	1,004.00
60x60	4	1.44	30	43.20	30.00	920.00
30x30(7)	11	1.00	42	42.00	23.10	990.20

# DUPLOSTONE



Formatos / Sizes / Formats

**60x120**  
23,62"x47,24"

**30x60**  
11,81"x23,62"

REC. REC.

**45x90**  
17,71"x35,43"

REC.

**90x90**  
35,43"x35,43"

**75x75**  
29,53"x29,53"

REC. REC.

**60x60**  
23,62"x23,62"

REC.

**30x30 (7x7)**  
11,81"x11,81"

**60x120**  
23,62"x47,24"

REC. 20 MM

**60,5x60,5**  
23,81"x23,81"

REC. 20 MM




- Duplostone Perla 60x120 (20 mm) Rec. M141 017.390.0037.02341
- Duplostone Perla 60x120 Rec. M74 017.869.0037.02341
- Duplostone Perla 45x90 Rec. M45 017.805.0037.02341
- Duplostone Perla 30x60 Rec. M39 017.450.0037.02341
- Duplostone Perla 90x90 Rec. M74 017.804.0037.02341
- Duplostone Perla 75x75 Rec. M50 017.875.0037.02341
- Duplostone Perla 60,5x60,5 (20 mm) Rec. M104 017.701.0037.02341
- Duplostone Perla 60x60 Rec. M39 017.840.0037.02341
- Duplostone Perla 30x30(7) Malla M185 025.590.0037.02341



- Duplostone Marfil 60x120 (20 mm) Rec. M141 017.390.0033.02341
- Duplostone Marfil 60x120 Rec. M74 017.869.0033.02341
- Duplostone Marfil 45x90 Rec. M45 017.805.0033.02341
- Duplostone Marfil 30x60 Rec. M39 017.450.0033.02341
- Duplostone Marfil 90x90 Rec. M74 017.804.0033.02341
- Duplostone Marfil 75x75 Rec. M50 017.875.0033.02341
- Duplostone Marfil 60,5x60,5 (20 mm) Rec. M104 017.701.0033.02341
- Duplostone Marfil 60x60 Rec. M39 017.840.0033.02341
- Duplostone Marfil 30x30(7) Malla M185 025.590.0033.02341



- Duplostone Marengo 60x120 (20 mm) Rec. M141 017.390.0028.02341
- Duplostone Marengo 60x120 Rec. M74 017.869.0028.02341
- Duplostone Marengo 45x90 Rec. M45 017.805.0028.02341
- Duplostone Marengo 30x60 Rec. M39 017.450.0028.02341
- Duplostone Marengo 90x90 Rec. M74 017.804.0028.02341
- Duplostone Marengo 75x75 Rec. M50 017.875.0028.02341
- Duplostone Marengo 60,5x60,5 (20 mm) Rec. M104 017.701.0028.02341
- Duplostone Marengo 60x60 Rec. M39 017.840.0028.02341
- Duplostone Marengo 30x30(7) Malla M185 025.590.0028.02341



- Duplostone Gris 60x120 (20 mm) Rec. M141 017.390.0002.02341
- Duplostone Gris 60x120 Rec. M74 017.869.0002.02341
- Duplostone Gris 45x90 Rec. M45 017.805.0002.02341
- Duplostone Gris 30x60 Rec. M39 017.450.0002.02341
- Duplostone Gris 90x90 Rec. M74 017.804.0002.02341
- Duplostone Gris 75x75 Rec. M50 017.875.0002.02341
- Duplostone Gris 60,5x60,5 (20 mm) Rec. M104 017.701.0002.02341
- Duplostone Gris 60x60 Rec. M39 017.840.0002.02341
- Duplostone Gris 30x30(7) Malla M185 025.590.0002.02341



## Piezas especiales / Special pieces / Pièces especiales

Consultar en página / Consult on page / Consulter en page: 372

*PELDAÑO GRADONE	*ÁNGULO GRADONE	*PELDAÑO RANURADO	*ÁNGULO RANURADO	*RODAPIÉ C/ROMO

## Empaquetado / Packaging / Emballage

Formato	pz/cj	m²/cj	cj/pl	m²/pl	kg/cj	kg/pl
60x120 (20 mm)	1	0.72	32	23.04	34.20	1,114.40
60x120	2	1.44	32	46.08	34.50	1,129.00
45x90	3	1.21	44	53.24	28.70	1,282.80
30x60	6	1.08	48	51.84	23.00	1,124.00
90x90	2	1.62	27	43.74	40.00	1,110.00
75x75	3	1.69	30	50.70	41.20	1,256.00
60,5x60,5 (20 mm)	2	0.73	30	21.90	32.80	1,004.00
60x60	4	1.44	30	43.20	30.00	920.00
30x30(7)	11	1.00	42	42.00	23.10	990.20





ADZ.

Formatos / Sizes / Formats

**45x90**  
17,71"x35,43"  
**REC.**


**30,3x61,3**  
11,92"x24,13"

**60,8x60,8**  
23,93"x23,93"  
**UPEC**

**60x60**  
23,62"x23,62"  
**REC.**

**45x45**  
17,71"x17,71"  
**UPEC**


**30x30 (7x7)**  
11,81"x11,81"




● Eaton	Pearl	45x90	Rec.	M45	017.805.0169.00174	Ⓜ
● Adz. Eaton	Pearl	30,3x61,3		M30	015.722.0169.00226	Ⓜ
● Eaton	Pearl	30,3x61,3		M25	015.722.0169.00174	Ⓜ
● Adz. Eaton	Pearl	60,8x60,8		M34	015.440.0169.00226	Ⓜ
● Eaton	Pearl	60,8x60,8		M30	015.440.0169.00174	Ⓜ
● Eaton	Pearl	60x60	Rec.	M39	017.840.0169.00174	Ⓜ
● Adz. Eaton	Pearl	45x45		M28	015.302.0169.00226	Ⓜ
● Eaton	Pearl	45x45		M23	015.302.0169.00174	Ⓜ
● Eaton	Pearl	30x30(7)	Malla	M185	025.590.0169.00174	Ⓜ




● Eaton	Sand	45x90	Rec.	M45	017.805.0119.00174	Ⓜ
● Eaton	Sand	30,3x61,3		M25	015.722.0119.00174	Ⓜ
● Eaton	Sand	60,8x60,8		M30	015.440.0119.00174	Ⓜ
● Eaton	Sand	60x60	Rec.	M39	017.840.0119.00174	Ⓜ
● Eaton	Sand	45x45		M23	015.302.0119.00174	Ⓜ
● Eaton	Sand	30x30(7)	Malla	M185	025.590.0119.00174	Ⓜ



● Eaton	Ash	45x90	Rec.	M45	017.805.0344.00174	Ⓜ
● Adz. Eaton	Ash	30,3x61,3		M30	015.722.0344.00226	Ⓜ
● Eaton	Ash	30,3x61,3		M25	015.722.0344.00174	Ⓜ
● Adz. Eaton	Ash	60,8x60,8		M34	015.440.0344.00226	Ⓜ
● Eaton	Ash	60,8x60,8		M30	015.440.0344.00174	Ⓜ
● Eaton	Ash	60x60	Rec.	M39	017.840.0344.00174	Ⓜ
● Adz. Eaton	Ash	45x45		M28	015.302.0344.00226	Ⓜ
● Eaton	Ash	45x45		M23	015.302.0344.00174	Ⓜ
● Eaton	Ash	30x30(7)	Malla	M185	025.590.0344.00174	Ⓜ



● Eaton	Tortora	45x90	Rec.	M45	017.805.0297.00174	Ⓜ
● Eaton	Tortora	30,3x61,3		M25	015.722.0297.00174	Ⓜ
● Eaton	Tortora	60,8x60,8		M30	015.440.0297.00174	Ⓜ
● Eaton	Tortora	60x60	Rec.	M39	017.840.0297.00174	Ⓜ
● Eaton	Tortora	45x45		M23	015.302.0297.00174	Ⓜ
● Eaton	Tortora	30x30(7)	Malla	M185	025.590.0297.00174	Ⓜ



● Eaton	Coal	45x90	Rec.	M45	017.805.0298.00174	Ⓜ
● Adz. Eaton	Coal	30,3x61,3		M30	015.722.0298.00226	Ⓜ
● Eaton	Coal	30,3x61,3		M25	015.722.0298.00174	Ⓜ
● Adz. Eaton	Coal	60,8x60,8		M34	015.440.0298.00226	Ⓜ
● Eaton	Coal	60,8x60,8		M30	015.440.0298.00174	Ⓜ
● Eaton	Coal	60x60	Rec.	M39	017.840.0298.00174	Ⓜ
● Adz. Eaton	Coal	45x45		M28	015.302.0298.00226	Ⓜ
● Eaton	Coal	45x45		M23	015.302.0298.00174	Ⓜ
● Eaton	Coal	30x30(7)	Malla	M185	025.590.0298.00174	Ⓜ



Rvto. / Wall / Rvtrm.: Adz. Eaton Ash 60,8x60,8

Piezas especiales / Special pieces / Pieces especiales

Consultar en página / Consult on page / Consulter en page: 372

*PELDAÑO GRADONE	*ÁNGULO GRADONE	*PELDAÑO RANURADO	*ÁNGULO RANURADO	*RODAPIÉ C/ROMO

Empaquetado / Packaging / Emballage

Formato	pz/cj	m²/cj	cj/pl	m²/pl	kg/cj	kg/pl
45x90	3	1.21	44	53.24	28.70	1.282.80
30,3x61,3	7	1.30	40	52.00	25.00	1.020.00
60,8x60,8	4	1.48	30	44.40	31.00	950.00
60x60	4	1.44	30	43.20	30.00	920.00
45x45	6	1.22	52	63.44	25.80	1.361.60
30x30(7)	11	1.00	42	42.00	23.10	990.20



# ELGIN



Formatos / Sizes / Formats


**45x90**  
17,71"x35,43"

REC.

**30x30 (7x7)**  
11,81"x11,81"




● Elgin	Arena	45x90	Rec.	M45	017.805.0017.00177	
● Elgin	Arena	30x30(7)	Malla	M185	025.590.0017.00177	



● Elgin	Perla	45x90	Rec.	M45	017.805.0037.00177	
● Elgin	Perla	30x30(7)	Malla	M185	025.590.0037.00177	



● Elgin	Tortora	45x90	Rec.	M45	017.805.0297.00177	
● Elgin	Tortora	30x30(7)	Malla	M185	025.590.0297.00177	



● Elgin	Gris	45x90	Rec.	M45	017.805.0002.00177	
● Elgin	Gris	30x30(7)	Malla	M185	025.590.0002.00177	



Rvto. / Wall / Rvtm.: **Elgin Gris 45x90**

## Piezas especiales / Special pieces / Pièces especiales

Consultar en página / Consult on page / Consulter en page: 372

*PELDAÑO GRADONE	*ÁNGULO GRADONE	*PELDAÑO RANURADO	*ÁNGULO RANURADO	*RODAPIÉ C/ROMO

## Empaquetado / Packaging / Emballage

Formato	pz/cj	m <sup>2</sup> /cj	cj/pl	m <sup>2</sup> /pl	kg/cj	kg/pl
45x90	3	1.21	44	53.24	28.70	1.282.80
30x30(7)	11	1.00	42	42.00	23.10	990.20



# EOS - EOS WOOD



Formatos / Sizes / Formats

17x52  
6,70"x20,47"



Eos Gris 17x52  
M32 015.838.0002.01546



Eos Perla 17x52  
M32 015.838.0037.01546



Eos Crema 17x52  
M32 015.838.0096.01546



Eos Beige 17x52  
M32 015.838.0007.01546



Eos Magma 17x52  
M32 015.838.0249.01546



Eos Oxid 17x52  
M32 015.838.0231.01546



Eos Wood Fresno 17x52  
M32 015.838.0018.04423



Eos Wood Nogal 17x52  
M32 015.838.0034.04423



Eos Wood Roble 17x52  
M32 015.838.0036.04423



Rvto. / Wall / Rvtm.: Eos Wood Nogal 17x52  
Pvto. / Floor / Sol: Duplocem Marfil 60x60

Empaquetado / Packaging / Emballage

Formato	pz/cj	m²/cj	cj/pl	m²/pl	kg/cj	kg/pl
17x52	13	1.15	55	63.25	21.00	1.175.00

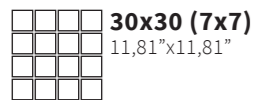
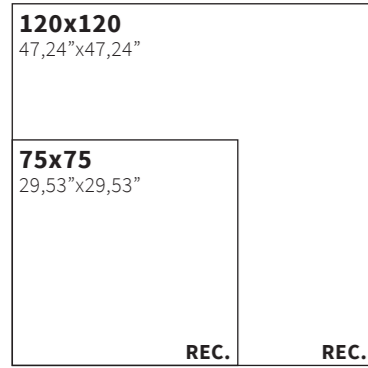
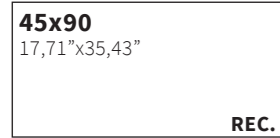
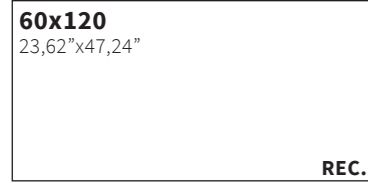


# ERDING



DECORSTONE LUXGLASS

Formatos / Sizes / Formats



● Erding Pearl 60x120 Rec. M74 017.869.0169.00714
● Erding Pearl 60x120 Rec. M92 050.869.0169.00714
● Erding Pearl 45x90 Rec. M45 017.805.0169.00714
● Erding Pearl 45x90 Rec. M63 050.805.0169.00714
● Erding Pearl 120x120 Rec. M119 017.120.0169.00714
● Erding Pearl 120x120 Rec. M136 050.120.0169.00714
● Erding Pearl 75x75 Rec. M50 017.875.0169.00714
● Erding Pearl 75x75 Rec. M63 050.875.0169.00714
● Erding Pearl 30x30(7) Malla M185 025.590.0169.00714
● Erding Pearl 30x30(7) Malla M185 051.590.0169.00714



● Erding Ash 60x120 Rec. M74 017.869.0344.00714
● Erding Ash 60x120 Rec. M92 050.869.0344.00714
● Erding Ash 45x90 Rec. M45 017.805.0344.00714
● Erding Ash 45x90 Rec. M63 050.805.0344.00714
● Erding Ash 120x120 Rec. M119 017.120.0344.00714
● Erding Ash 120x120 Rec. M136 050.120.0344.00714
● Erding Ash 75x75 Rec. M50 017.875.0344.00714
● Erding Ash 75x75 Rec. M63 050.875.0344.00714
● Erding Ash 30x30(7) Malla M185 025.590.0344.00714
● Erding Ash 30x30(7) Malla M185 051.590.0344.00714



Rvto. / Wall / Rvrm.: **Erding Ash 45x90**  
Pvto. / Floor / Sol: **Erding Ash 45x90**

DECORSTONE  
GRÉS PORCELÁNICO RECTIFICADO · RECTIFIED PORCELAIN TILES · GRÈS CÉRAMÉ RECTIFIÉE

LUXGLASS  
GRÉS PORCELÁNICO RECTIFICADO · RECTIFIED PORCELAIN TILES · GRÈS CÉRAMÉ RECTIFIÉE

## Piezas especiales / Special pieces / Pieces especiales

Consultar en página / Consult on page / Consulter en page: 372

*PELDAÑO GRADONE	*ÁNGULO GRADONE	*PELDAÑO RANURADO	*ÁNGULO RANURADO	*RODAPIÉ DEC. LUXGLASS	*RODAPIÉ C/ROMO

## Empaquetado / Packaging / Emballage

Formato	pz/cj	m²/cj	cj/pl	m²/pl	kg/cj	kg/pl
60x120	2	1.44	32	46.08	34.50	1,129.00
45x90	3	1.21	44	53.24	28.70	1,282.80
120x120	1	1.44	36	51.84	38.40	1,422.40
75x75	3	1.69	30	50.70	41.20	1,256.00
30x30(7)	11	1.00	42	42.00	23.10	990.20



# ESSEN

COMPACTTO PEDRA  
GRES PORCELÁNICO · PORCELAIN TILES · GRÈS CÉRAME



Formatos / Sizes / Formats

**45x90**  
17,71"x35,43"

**45x45**  
17,71"x17,71"

REC. UPEC

**90x90**  
35,43"x35,43"

REC. UPEC

**60,8x60,8**  
23,93"x23,93"

REC. UPEC

**60,5x60,5**  
23,81"x23,81"


REC. UPEC

**60x60**  
23,62"x23,62"


REC. UPEC

**30x30 (7x7)**  
11,81"x11,81"

REC. UPEC



- Essen Sand 45x90 Rec. M50 035.805.0119.00304
- Essen Sand 90x90 Rec. M81 035.804.0119.00304
- Adz. Essen Sand 60,8x60,8 M41 011.440.0119.00411
- Essen Sand 60,8x60,8 M36 011.440.0119.00304
- Essen Sand 60,5x60,5 (20mm) Rec. M104 035.701.0119.00304
- Adz. Essen Sand 60x60 Rec. M50 035.840.0119.00411
- Essen Sand 60x60 Rec. M45 035.840.0119.00304
- Essen Sand 45x45 M30 011.302.0119.00304
- Essen Sand 30x30(7) Malla M185 021.590.0119.00304




- Rlv. Essen Sand 45x90 Rec. M50 035.805.0119.00345



- Essen Tortora 45x90 Rec. M50 035.805.0297.00304
- Essen Tortora 90x90 Rec. M81 035.804.0297.00304
- Essen Tortora 60,8x60,8 M36 011.440.0297.00304
- Essen Tortora 60x60 Rec. M45 035.840.0297.00304
- Essen Tortora 45x45 M30 011.302.0297.00304
- Essen Tortora 30x30(7) Malla M185 021.590.0297.00304



- Rlv. Essen Tortora 45x90 Rec. M50 035.805.0297.00345




- Essen Ash 45x90 Rec. M50 035.805.0344.00304
- Essen Ash 90x90 Rec. M81 035.804.0344.00304
- Adz. Essen Ash 60,8x60,8 M41 011.440.0344.00411
- Essen Ash 60,8x60,8 M36 011.440.0344.00304
- Essen Ash 60,5x60,5 (20mm) Rec. M104 035.701.0344.00304
- Adz. Essen Ash 60x60 Rec. M50 035.840.0344.00411
- Essen Ash 60x60 Rec. M45 035.840.0344.00304
- Essen Ash 45x45 M30 011.302.0344.00304
- Essen Ash 30x30(7) Malla M185 021.590.0344.00304



- Rlv. Essen Ash 45x90 Rec. M50 035.805.0344.00345



- Essen Zircon 45x90 Rec. M50 035.805.0139.00304
- Essen Zircon 90x90 Rec. M81 035.804.0139.00304
- Essen Zircon 60,8x60,8 M36 011.440.0139.00304
- Essen Zircon 60x60 Rec. M45 035.840.0139.00304
- Essen Zircon 45x45 M30 011.302.0139.00304
- Essen Zircon 30x30(7) Malla M185 021.590.0139.00304



- Rlv. Essen Zircon 45x90 Rec. M50 035.805.0139.00345



Rvto. / Wall / Rvtm.: **Rlv. Essen Sand 45x90**  
Pvto. / Floor / Sol: **Essen Tortora 45x90**



## Piezas especiales / Special pieces / Pièces especiales (No Rlv.)

Consultar en página / Consult on page / Consulter en page: 372

*PELDAÑO GRADONE	*ÁNGULO GRADONE	*PELDAÑO RANURADO	*ÁNGULO RANURADO	*RODAPIÉ C/ROMO

## Empaquetado / Packaging / Emballage

Formato	pz/cj	m²/cj	cj/pl	m²/pl	kg/cj	kg/pl
45x90	3	1.21	44	53.24	28.70	1.282.80
90x90	2	1.62	27	43.74	40.00	1.110.00
60,8x60,8	4	1.48	30	44.40	31.00	950.00
60,5x60,5 (20 mm)	2	0.73	30	21.90	32.80	1.004.00
60x60	4	1.44	30	43.20	30.00	920.00
45x45	6	1.22	52	63.44	25.80	1.361.60
30x30(7)	11	1.00	42	42.00	23.10	990.20

# ESSENZA



R10 B


DECORSTONE

Formatos / Sizes / Formats

<b>60x120</b> 23,62"x47,24"
<b>30x60</b> 11,81"x23,62"
REC. REC.

<b>60x60</b> 23,62"x23,62"
REC.

<b>30x30 (7x7)</b> 11,81"x11,81"
-------------------------------------



● Essenza Bianco 60x120 Rec. M83 017.869.0150.10433
● Essenza Bianco 60x120 Rec. M96 050.869.0150.10433
● Essenza Bianco 60x60 Rec. M45 017.840.0150.10433
● Essenza Bianco 60x60 Rec. M61 050.840.0150.10433
● Essenza Bianco 30x60 Rec. M45 017.450.0150.10433
● Essenza Bianco 30x60 Rec. M61 050.450.0150.10433
● Essenza Bianco 30x30(7) Malla M185 025.590.0150.10433
● Essenza Bianco 30x30(7) Malla M185 051.590.0150.10433



● Essenza Perla 60x120 Rec. M83 017.869.0037.10433
● Essenza Perla 60x120 Rec. M96 050.869.0037.10433
● Essenza Perla 60x60 Rec. M45 017.840.0037.10433
● Essenza Perla 60x60 Rec. M61 050.840.0037.10433
● Essenza Perla 30x60 Rec. M45 017.450.0037.10433
● Essenza Perla 30x60 Rec. M61 050.450.0037.10433
● Essenza Perla 30x30(7) Malla M172 025.590.0037.10433
● Essenza Perla 30x30(7) Malla M172 051.590.0037.10433



● Essenza Grigio 60x120 Rec. M83 017.869.0213.10433
● Essenza Grigio 60x120 Rec. M96 050.869.0213.10433
● Essenza Grigio 60x60 Rec. M45 017.840.0213.10433
● Essenza Grigio 60x60 Rec. M61 050.840.0213.10433
● Essenza Grigio 30x60 Rec. M45 017.450.0213.10433
● Essenza Grigio 30x60 Rec. M61 050.450.0213.10433
● Essenza Grigio 30x30(7) Malla M185 025.590.0213.10433
● Essenza Grigio 30x30(7) Malla M185 051.590.0213.10433



● Essenza Beige 60x120 Rec. M83 017.869.0007.10433
● Essenza Beige 60x120 Rec. M96 050.869.0007.10433
● Essenza Beige 60x60 Rec. M45 017.840.0007.10433
● Essenza Beige 60x60 Rec. M61 050.840.0007.10433
● Essenza Beige 30x60 Rec. M45 017.450.0007.10433
● Essenza Beige 30x60 Rec. M61 050.450.0007.10433
● Essenza Beige 30x30(7) Malla M185 025.590.0007.10433
● Essenza Beige 30x30(7) Malla M185 051.590.0007.10433



● Essenza Tortora 60x120 Rec. M83 017.869.0297.10433
● Essenza Tortora 60x120 Rec. M96 050.869.0297.10433
● Essenza Tortora 60x60 Rec. M45 017.840.0297.10433
● Essenza Tortora 60x60 Rec. M61 050.840.0297.10433
● Essenza Tortora 30x60 Rec. M45 017.450.0297.10433
● Essenza Tortora 30x60 Rec. M61 050.450.0297.10433
● Essenza Tortora 30x30(7) Malla M185 025.590.0297.10433
● Essenza Tortora 30x30(7) Malla M185 051.590.0297.10433



● Essenza Nero 60x120 Rec. M83 017.869.0215.10433
● Essenza Nero 60x120 Rec. M96 050.869.0215.10433
● Essenza Nero 60x60 Rec. M45 017.840.0215.10433
● Essenza Nero 60x60 Rec. M61 050.840.0215.10433
● Essenza Nero 30x60 Rec. M45 017.450.0215.10433
● Essenza Nero 30x60 Rec. M61 050.450.0215.10433
● Essenza Nero 30x30(7) Malla M185 025.590.0215.10433
● Essenza Nero 30x30(7) Malla M185 051.590.0215.10433

NEW  
2022

DECORSTONE  
GRÉS PORCELÁNICO RECTIFICADO · RECTIFIED PORCELAIN TILES · GRÈS CÉRAMÉ RECTIFIÉE

LUXGLASS  
GRÉS PORCELÁNICO RECTIFICADO · RECTIFIED PORCELAIN TILES · GRÈS CÉRAMÉ RECTIFIÉE



Rvto. / Wall / Rvtm. : **Essenza Beige 60x120 - Essenza Tortora 60x120**  
Pvto. / Floor / Sol: **Duplocem White 60x60**

### Piezas especiales / Special pieces / Pièces especiales

Consultar en página / Consult on page / Consulter en page: 372

*PELDAÑO GRADONE	*ÁNGULO GRADONE	*PELDAÑO RANURADO	*ÁNGULO RANURADO	*RODAPIÉ DEC. LUXGLASS	*RODAPIÉ C./ROMO


### Empaquetado / Packaging / Emballage

Formato	pz/cj	m²/cj	cj/pl	m²/pl	kg/cj	kg/pl
60x120	2	1.44	32	46.08	34.50	1.129.00
30x60	6	1.08	48	51.84	23.00	1.124.00
60x60	4	1.44	30	43.20	30.00	920.00
30x30(7)	11	1.00	42	42.00	23.10	990.20





Formatos / Sizes / Formats



● Hesse Sand 75x150 Rec. M110 035.350.0119.02920



● Hesse Tortora 75x150 Rec. M110 035.350.0297.02920



● Hesse Ash 75x150 Rec. M110 035.350.0344.02920



● Hesse Gris 75x150 Rec. M110 035.350.0002.02920



Pvto. / Floor / Sol: Hesse Gris 75x150

**Piezas especiales / Special pieces / Pièces especiales**

Consultar en página / Consult on page / Consulter en page: 372

*PELDAÑO GRADONE	*ÁNGULO GRADONE	*PELDAÑO RANURADO	*ÁNGULO RANURADO	*RODAPIÉ C/ROMO

**Empaquetado / Packaging / Emballage**

Formato	pz/cj	m <sup>2</sup> /cj	cj/pl	m <sup>2</sup> /pl	kg/cj	kg/pl
75x150	1	1.13	40	45.20	28.00	1.184.00



# JUBILEE

COMPACGLASS  
GRES PORCELÁNICO ESMALTADO · GLAZED PORCELAIN TILES · GRÈS CÉRAME ÉMAILLÉ




Formatos / Sizes / Formats

45x45  
17,71"x17,71"



PEI 4  
● Jubilee Ash 45x45  
M19 015.340.0344.00034



PEI 4  
● Jubilee White 45x45  
M19 015.340.0108.00034



PEI 4  
● Jubilee Bone 45x45  
M19 015.340.0413.00034



Rvto. / Wall / Rvrm.: **Tripoli Mate Snow 20x60**  
Pvto. / Floor / Sol: **Jubilee White 45x45**

## Piezas especiales / Special pieces / Pièces especiales

Consultar en página / Consult on page / Consulter en page: 372

*PELDAÑO GRADONE	*ÁNGULO GRADONE	*RODAPIÉ C/ROMO

## Empaquetado / Packaging / Emballage

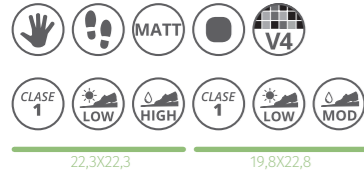
Formato	pz/cj	m <sup>2</sup> /cj	cj/pl	m <sup>2</sup> /pl	kg/cj	kg/pl
45x45	7	1,42	52	73,84	26,13	1,378,76





# JUBILEE CARNABY

COMPACGLASS  
GRES PORCELÁNICO ESMALTADO · GLAZED PORCELAIN TILES · GRÈS CÉRAME ÉMAILLÉ

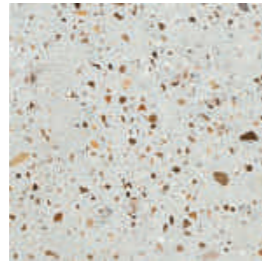


Formatos / Sizes / Formats


**19,8x22,8**  
7,79"x8,97"



**22,3x22,3**  
8,78"x8,78"



● Carnaby 22,3x22,3  
M52 015.826.0001.01878



● Carnaby 19,8x22,8  
M74 015.292.0001.01878



Rvto. / Wall / Rvrm.: **Omnia Neutro 30x60 - Carnaby 19,8x22,8 - Mayfair Grana 6,5x20**  
Pvto. / Floor / Sol: **Carnaby 19,8x22,8**



Rvto. / Wall / Rvrm.: **Mayfair Vert 19,8x22,8 - Carnaby 22,3x22,3**  
Pvto. / Floor / Sol: **Carnaby 22,3x22,3**



## Empaquetado / Packaging / Emballage

Formato	pz/cj	m <sup>2</sup> /cj	cj/pl	m <sup>2</sup> /pl	kg/cj	kg/pl
19,8x22,8 HEX	24	0.84	48	40.32	18.00	884.00
22,3x22,3	20	1.00	45	45.00	24.00	1.100.00

# JUBILEE KILBURN

COMPACGLASS  
GRES PORCELÁNICO ESMALTADO · GLAZED PORCELAIN TILES · GRÈS CÉRAMÉ ÉMAILLÉ



Formatos / Sizes / Formats

45x45  
17,71"x17,71"



● Kilburn Sand 45x45  
M19 015.340.0119.00071 PEI 4

● Kilburn Gris 45x45  
M19 015.340.0002.00071 PEI 4

● Kilburn Blue 45x45  
M19 015.340.0111.00071 PEI 4



Rvto. / Wall / Rvrm.: Lambeth Natural 22,3x22,3  
Pvto. / Floor / Sol.: Kilburn Gris 45x45



Rvto. / Wall / Rvrm.: Kilburn Blue 45x45 - Jubilee White 45x45  
Pvto. / Floor / Sol.: Kilburn Blue 45x45



Empaquetado / Packaging / Emballage


Formato	pz/cj	m <sup>2</sup> /cj	cj/pl	m <sup>2</sup> /pl	kg/cj	kg/pl
45x45	7	1,42	52	73,84	26,13	1,378,76

# JUBILEE KINGSBURY




Formatos / Sizes / Formats


19,8x22,8  
7,79"x8,97"




● Kingsbury Grafito 19,8x22,8  
M74 015.292.0068.01761



● Kingsbury Navi 19,8x22,8  
M74 015.292.0118.01761




● Kingsbury Grana 19,8x22,8  
M74 015.292.0021.01761



● Kingsbury Negro 19,8x22,8  
M74 015.292.0003.01761



● Kingsbury Ocre 19,8x22,8  
M74 015.292.0052.01761



● Kingsbury Vert 19,8x22,8  
M74 015.292.0543.01761



● Kingsbury Blanco 19,8x22,8  
M74 015.292.0012.01761



Rvto. / Wall / Rvtn.: Kingsbury Grana 19,8x22,8



Rvto. / Wall / Rvtn.: Kingsbury Navi 19,8x22,8 – Essen Gris 45x90

Pvto. / Floor / Sol.: Nera Abeto 25x150



Empaquetado / Packaging / Emballage

Formato	pz/cj	m <sup>2</sup> /cj	cj/pl	m <sup>2</sup> /pl	kg/cj	kg/pl
19,8x22,8	24	0.84	48	40.32	18.00	884.00

# JUBILEE LAMBETH

COMPACGLASS  
GRES PORCELÁNICO ESMALTADO · GLAZED PORCELAIN TILES · GRÈS CÉRAME ÉMAILLÉ



Formatos / Sizes / Formats


**19,8x22,8**  
7,79"x8,97"



**22,3x22,3**  
8,78"x8,78"



● Lambeth Cement 22,3x22,3  
M52 015.826.0418.01904



● Lambeth Cement 19,8x22,8  
M74 015.292.0418.01904



● Lambeth Natural 22,3x22,3  
M52 015.826.0102.01904



● Lambeth Natural 19,8x22,8  
M74 015.292.0102.01904



## Empaquetado / Packaging / Emballage

Formato	pz/cj	m <sup>2</sup> /cj	cj/pl	m <sup>2</sup> /pl	kg/cj	kg/pl
19,8x22,8	24	0.84	48	40.32	18.00	884.00
22,3x22,3	20	1.00	45	45.00	24.00	1.100.00

# JUBILEE MAYFAIR 19,8x22,8

COMPACGLASS  
GRES PORCELÁNICO ESMALTADO  
GLAZED PORCELAIN TILES · GRES CÉRAME ÉMAILLÉ




CLASE 1

Formatos / Sizes / Formats


19,8x22,8  
7,79"x8,97"



● Mayfair Grafito 19,8x22,8  
M74 015.292.0068.01955




● Mayfair Navi 19,8x22,8  
M74 015.292.0118.01955




● Mayfair Grana 19,8x22,8  
M74 015.292.0021.01955




● Mayfair Negro 19,8x22,8  
M74 015.292.0003.01955



● Mayfair Ocre 19,8x22,8  
M74 015.292.0052.01955



● Mayfair Vert 19,8x22,8  
M74 015.292.0543.01955



● Mayfair Blanco 19,8x22,8  
M74 015.292.0012.01955

# JUBILEE MAYFAIR 6,5x20

COMPACGLASS  
GRES PORCELÁNICO ESMALTADO  
GLAZED PORCELAIN TILES · GRES CÉRAME ÉMAILLÉ



Formatos / Sizes / Formats

6,5x20  
2,55"x7,87"



● Mayfair Grafito 6,5x20  
M74 015.511.0068.01955



● Mayfair Navi 6,5x20  
M74 015.511.0118.01955



● Mayfair Grana 6,5x20  
M74 015.511.0021.01955



● Mayfair Negro 6,5x20  
M74 015.511.0003.01955



● Mayfair Ocre 6,5x20  
M74 015.511.0052.01955




● Mayfair Vert 6,5x20  
M74 015.511.0543.01955



● Mayfair Blanco 6,5x20  
M74 015.511.0012.01955

COLOCACIONES / LAYOUTS / POSES



Rvto. / Wall / Rvtn.: Mayfair Grana 19,8x22,8 - Omnia Neutro 60x120



Rvto. / Wall / Rvtn.: Mayfair Navi 6,5x20  
Pvto. / Floor / Sol.: Oldmanor Tabaco 25x150



Empaquetado / Packaging / Emballage

Formato	pz/cj	m <sup>2</sup> /cj	cj/pl	m <sup>2</sup> /pl	kg/cj	kg/pl
19,8x22,8	24	0.84	48	40.32	18.00	884.00



Empaquetado / Packaging / Emballage

Formato	pz/cj	m <sup>2</sup> /cj	cj/pl	m <sup>2</sup> /pl	kg/cj	kg/pl
6,5x20	27	0.35	143	50.05	6.85	999.55

# JUBILEE SLOANE



Formatos / Sizes / Formats

**19,8x22,8**  
7,79"x8,97"



**22,3x22,3**  
8,77"x8,77"



● Sloane Cement 22,3x22,3 M52 015.826.0418.01913

● Sloane Cement 19,8x22,8 M74 015.292.0418.01913



Rvto. / Wall / Rvrm.: Sloane Cement 22,3x22,3 - Lambeth Natural 22,3x22,3 - Mayfair Navi 19,8x22,8  
Pvto. / Floor / Sol: Nera Roble 25x150

## Empaquetado / Packaging / Emballage

Formato	pz/cj	m <sup>2</sup> /cj	cj/pl	m <sup>2</sup> /pl	kg/cj	kg/pl
19,8x22,8	24	0.84	48	40.32	18.00	884.00
22,3x22,3	20	1.00	45	45.00	24.00	1.100.00

# JUBILEE WATERLOO

COMPACGLASS  
GRES PORCELÁNICO ESMALTADO · GLAZED PORCELAIN TILES · GRÉS CÉRAME ÉMAILLÉ



Formatos / Sizes / Formats

45x45  
17,71"x17,71"



Waterloo Pearl 45x45  
M19 015.340.0169.00053 PEI 4



Waterloo Sky 45x45  
M19 015.340.0524.00053 PEI 3



Waterloo Coal 45x45  
M19 015.340.0298.00053 PEI 3



Pvto. / Floor / Sol: Waterloo Sky 45x45



Pvto. / Floor / Sol: Waterloo Coal 45x45



## Empaquetado / Packaging / Emballage

Formato	pz/cj	m <sup>2</sup> /cj	cj/pl	m <sup>2</sup> /pl	kg/cj	kg/pl
45x45	7	1,42	52	73,84	26,13	1,378,76



20 MM

Formatos / Sizes / Formats

<b>90x90</b> 35,43"x35,43"
<b>60x60</b> 23,62"x23,62"
<b>REC.</b> <b>REC.</b>

<b>90x90</b> 35,43"x35,43"
<b>60,5x60,5</b> 23,81"x23,81"
<b>REC.</b> <b>REC.</b> 20 MM    20 MM



- Mosa Sand 90x90 Rec. M74 017.804.0119.09074
- Mosa Sand 60x60 Rec. M39 017.840.0119.09074
- Mosa Sand 90x90 20 mm Rec. M141 017.817.0119.09074
- Mosa Sand 60,5x60,5 (20 mm) Rec. M104 017.701.0119.09074



- Mosa Grey 90x90 Rec. M74 017.804.0161.09074
- Mosa Grey 60x60 Rec. M39 017.840.0161.09074
- Mosa Grey 90x90 20 mm Rec. M141 017.817.0161.09074
- Mosa Grey 60,5x60,5 (20 mm) Rec. M104 017.701.0161.09074



- Mosa Ash 90x90 Rec. M74 017.804.0344.09074
- Mosa Ash 60x60 Rec. M39 017.840.0344.09074
- Mosa Ash 90x90 20 mm Rec. M141 017.817.0344.09074
- Mosa Ash 60,5x60,5 (20 mm) Rec. M104 017.701.0344.09074



- Mosa Coal 90x90 Rec. M74 017.804.0298.09074
- Mosa Coal 60x60 Rec. M39 017.840.0298.09074
- Mosa Coal 90x90 20 mm Rec. M141 017.817.0298.09074
- Mosa Coal 60,5x60,5 (20 mm) Rec. M104 017.701.0298.09074



Rvto. / Wall / Rvtm.: **Plain Black 120x260 - Plain White 120x260**  
Pvto. / Floor / Sol: **Mosa Grey 90x90**



**Piezas especiales / Special pieces / Pièces especiales**

Consultar en página / Consult on page / Consulter en page: 372

*PELDAÑO GRADONE	*ÁNGULO GRADONE	*PELDAÑO RANURADO	*ÁNGULO RANURADO	*RODAPIÉ C/ROMO

**Empaquetado / Packaging / Emballage**

Formato	pz/cj	m <sup>2</sup> /cj	cj/pl	m <sup>2</sup> /pl	kg/cj	kg/pl
90x90	2	1.62	27	43.74	40.00	1,110.00
60x60	4	1.44	30	43.20	30.00	920.00
90x90 (20 mm)	1	0.81	30	24.30	40.90	1,257.00
60,5x60,5 (20 mm)	2	0.73	30	21.90	32.80	1,004.00




# ODEON



Formatos / Sizes / Formats

<b>90x90</b> 35,43"x35,43"	
<b>60x60</b> 23,62"x23,62"	
	REC. REC.

<b>45x90</b> 17,71"x35,43"	
	REC.

 <b>30x30 (7x7)</b> 11,81"x11,81"	
--	--



- Odeon Ceniza 90x90 Rec. M74 017.804.0019.09132
- Odeon Ceniza 45x90 Rec. M45 017.805.0019.09132
- Odeon Ceniza 60x60 Rec. M39 017.840.0019.09132
- Odeon Ceniza 30x30(7) Malla Rec. M185 025.590.0019.09132



- Odeon Cobre 90x90 Rec. M74 017.804.0092.09132
- Odeon Cobre 45x90 Rec. M45 017.805.0092.09132
- Odeon Cobre 60x60 Rec. M39 017.840.0092.09132
- Odeon Cobre 30x30(7) Malla Rec. M185 025.590.0092.09132



- Odeon Marengo 90x90 Rec. M74 017.804.0028.09132
- Odeon Marengo 45x90 Rec. M45 017.805.0028.09132
- Odeon Marengo 60x60 Rec. M39 017.840.0028.09132
- Odeon Marengo 30x30(7) Malla Rec. M185 025.590.0028.09132



- Odeon Piedra 90x90 Rec. M74 017.804.0095.09132
- Odeon Piedra 45x90 Rec. M45 017.805.0095.09132
- Odeon Piedra 60x60 Rec. M39 017.840.0095.09132
- Odeon Piedra 30x30(7) Malla Rec. M185 025.590.0095.09132



Pvto. / Floor / Sol: **Odeon Marengo 90x90**



**Revestimiento Coordinado / Coordinated Wall Tile / Revêtement Coordiné:**  
**Odeon 30x90 - Revestimiento pasta blanca / White body wall tiles / Revêtement pâte blanche - Pág. / Page / Page 242**

### Piezas especiales / Special pieces / Pièces especiales

Consultar en página / Consult on page / Consulter en page: 372

*PELDAÑO GRADONE	*ÁNGULO GRADONE	*PELDAÑO RANURADO	*ÁNGULO RANURADO	*RODAPIÉ C/ROMO
				

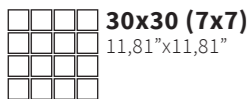
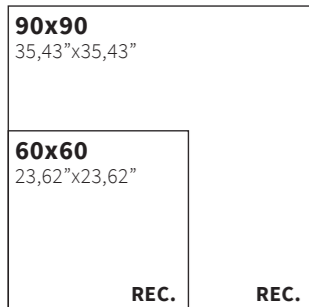
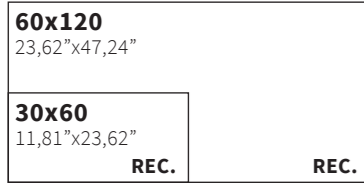
### Empaquetado / Packaging / Emballage

Formato	pz/cj	m <sup>2</sup> /cj	cj/pl	m <sup>2</sup> /pl	kg/cj	kg/pl
90x90	2	1.62	27	43.74	40.00	1.110.00
45x90	3	1.21	44	53.24	28.70	1.282.80
60x60	4	1.44	30	43.20	30.00	920.00
30x30(7)	11	1.00	42	42.00	23.10	990.20

# OMNIA



Formatos / Sizes / Formats



● Nabil Argent 30x30  
Malla P57  
021.635.0135.01510



● Nabil Noce 30x30  
Malla P57  
021.635.0160.01510



● Nielsen Argent 30x30  
Malla P71  
021.635.0135.01691




● Nielsen Noce 30x30  
Malla P71  
021.635.0160.01691




● Omnia Neutro 60x120 Rec. M83 035.869.0260.00099  
● Omnia Neutro 30x60 Rec. M45 035.450.0260.00099  
● Omnia Neutro 90x90 Rec. M81 035.804.0260.00099  
● Omnia Neutro 60x60 Rec. M45 035.840.0260.00099  
● Omnia Neutro 30x30(7) Malla M185 021.590.0260.00099



● Omnia Ash 60x120 Rec. M83 035.869.0344.00099  
● Omnia Ash 30x60 Rec. M45 035.450.0344.00099  
● Omnia Ash 90x90 Rec. M81 035.804.0344.00099  
● Omnia Ash 60x60 Rec. M45 035.840.0344.00099  
● Omnia Ash 30x30(7) Malla M185 021.590.0344.00099



● Omnia Argent 60x120 Rec. M83 035.869.0135.00099  
● Omnia Argent 30x60 Rec. M45 035.450.0135.00099  
● Omnia Argent 90x90 Rec. M81 035.804.0135.00099  
● Omnia Argent 60x60 Rec. M45 035.840.0135.00099  
● Omnia Argent 30x30(7) Malla M185 021.590.0135.00099




● Dec. Devon Silver 30x60 P103 036.781.0183.01807




● Omnia Beige 60x120 Rec. M83 035.869.0007.00099  
● Omnia Beige 30x60 Rec. M45 035.450.0007.00099  
● Omnia Beige 90x90 Rec. M81 035.804.0007.00099  
● Omnia Beige 60x60 Rec. M45 035.840.0007.00099  
● Omnia Beige 30x30(7) Malla M185 021.590.0007.00099



● Omnia Sand 60x120 Rec. M83 035.869.0119.00099  
● Omnia Sand 30x60 Rec. M45 035.450.0119.00099  
● Omnia Sand 90x90 Rec. M81 035.804.0119.00099  
● Omnia Sand 60x60 Rec. M45 035.840.0119.00099  
● Omnia Sand 30x30(7) Malla M185 021.590.0119.00099



● Omnia Noce 60x120 Rec. M83 035.869.0160.00099  
● Omnia Noce 30x60 Rec. M45 035.450.0160.00099  
● Omnia Noce 90x90 Rec. M81 035.804.0160.00099  
● Omnia Noce 60x60 Rec. M45 035.840.0160.00099  
● Omnia Noce 30x30(7) Malla M185 021.590.0160.00099



● Dec. Devon Gold 30x60 P103 036.781.0189.01807



Rvto. / Wall / Rvtm.: Omnia Noce 60x120 - Malla Nielsen Noce 30x30  
Pvto. / Floor / Sol: Omnia Beige 90x90



## Piezas especiales / Special pieces / Pièces especiales

Consultar en página / Consult on page / Consulter en page: 372

*PELDAÑO GRADONE	*ÁNGULO GRADONE	*PELDAÑO RANURADO	*ÁNGULO RANURADO	*RODAPIÉ C/ROMO

## Empaquetado / Packaging / Emballage


Formato	pz/cj	m <sup>2</sup> /cj	cj/pl	m <sup>2</sup> /pl	kg/cj	kg/pl
60x120	2	1.44	32	46.08	34.50	1,129.00
30x60	6	1.08	48	51.84	23.00	1,124.00
30x60 Pz	4	-	-	-	15.00	-
90x90	2	1.62	27	43.74	40.00	1,110.00
60x60	4	1.44	30	43.20	30.00	920.00
30x30 Pz	10	-	-	-	19.30	-
30x30(7)	11	1.00	42	42.00	23.10	990.20

# PLATTE




Formatos / Sizes / Formats

**60x120**  
23,62"x47,24"  
**REC.**



● Platte Blanco 60x120 Rec. M74 017.869.0012.05429



Rvto. / Wall / Rvtn.: **Platte Blanco 60x120**



Rvto. / Wall / Rvtn.: **Platte Blanco 60x120**



**Empaquetado / Packaging / Emballage**

Formato	pz/cj	m <sup>2</sup> /cj	cj/pl	m <sup>2</sup> /pl	kg/cj	kg/pl
60x120	2	1,44	32	46,08	34,50	1.129,00

# PROVENZA




Formatos / Sizes / Formats


<b>60x120</b> 23,62"x47,24"
<b>30x60</b> 11,81"x23,62"
REC. REC.

<b>75x75</b> 29,53"x29,53"	<b>60x60</b> 23,62"x23,62"
REC.	REC.


<b>30x30 (7x7)</b> 11,81"x11,81"
-------------------------------------




● Provenza Perla 60x120	Rec.	M83	035.869.0037.00189	
● Provenza Perla 30x60	Rec.	M45	035.450.0037.00189	
● Provenza Perla 75x75	Rec.	M63	035.875.0037.00189	
● Provenza Perla 60x60	Rec.	M45	035.840.0037.00189	
● Provenza Perla 30x30(7)	Malla	M185	021.590.0037.00189	



● Provenza Taupe 30x60	Rec.	M45	035.450.0285.00189	
● Provenza Taupe 75x75	Rec.	M63	035.875.0285.00189	
● Provenza Taupe 60x60	Rec.	M45	035.840.0285.00189	
● Provenza Taupe 30x30(7)	Malla	M185	021.590.0285.00189	



● Provenza Blanco 60x120	Rec.	M83	035.869.0012.00189	
● Provenza Blanco 30x60	Rec.	M45	035.450.0012.00189	
● Provenza Blanco 75x75	Rec.	M63	035.875.0012.00189	
● Provenza Blanco 60x60	Rec.	M45	035.840.0012.00189	
● Provenza Blanco 30x30(7)	Malla	M185	021.590.0012.00189	



● Provenza Gris 60x120	Rec.	M83	035.869.0002.00189	
● Provenza Gris 30x60	Rec.	M45	035.450.0002.00189	
● Provenza Gris 75x75	Rec.	M63	035.875.0002.00189	
● Provenza Gris 60x60	Rec.	M45	035.840.0002.00189	
● Provenza Gris 30x30(7)	Malla	M185	021.590.0002.00189	



● Provenza Negro 60x120	Rec.	M83	035.869.0003.00189	
● Provenza Negro 30x60	Rec.	M45	035.450.0003.00189	
● Provenza Negro 75x75	Rec.	M63	035.875.0003.00189	
● Provenza Negro 60x60	Rec.	M45	035.840.0003.00189	
● Provenza Negro 30x30(7)	Malla	M185	021.590.0003.00189	



Pvto. / Floor / Sol: Provenza Negro 75x75



## Piezas especiales / Special pieces / Pièces especiales

Consultar en página / Consult on page / Consulter en page: 372

*PELDAÑO GRADONE	*ÁNGULO GRADONE	*PELDAÑO RANURADO	*ÁNGULO RANURADO	*RODAPIÉ C/ROMO

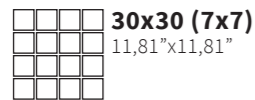


## Empaquetado / Packaging / Emballage

Formato	pz/cj	m²/cj	cj/pl	m²/pl	kg/cj	kg/pl
60x120	2	1.44	32	46.08	34.50	1.129.00
30x60	6	1.08	48	51.84	23.00	1.124.00
75x75	3	1.69	30	50.70	41.20	1.256.00
60x60	4	1.44	30	43.20	30.00	920.00
30x30(7)	11	1.00	42	42.00	23.10	990.20

# PROVENZAL



Formatos / Sizes / Formats



- Provenzal Blanco 75x75 Rec. M63 017.875.0012.02818
- Provenzal Blanco 60x60 Rec. M45 017.840.0012.02818
- Provenzal Blanco 30x30(7) Malla M185 025.590.0012.02818



- Provenzal Gris 75x75 Rec. M63 017.875.0002.02818
- Provenzal Gris 60x60 Rec. M45 017.840.0002.02818
- Provenzal Gris 30x30(7) Malla M185 025.590.0002.02818



Pvto. / Floor / Sol: **Provenzal Gris 75x75**



Pvto. / Floor / Sol: **Provenzal Blanco 75x75 - Provenza Blanco 75x75**



**Empaquetado / Packaging / Emballage**

Formato	pz/cj	m <sup>2</sup> /cj	cj/pl	m <sup>2</sup> /pl	kg/cj	kg/pl
75x75	3	1.69	30	50.70	41.20	1,256.00
60x60	4	1.44	30	43.20	30.00	920.00
30x30(7)	11	1.00	42	42.00	23.10	990.20

# RONNE



Formatos / Sizes / Formats

**60x60**  
23,62"x23,62"  
**REC.**



● Ronne Ceniza 60x60 Rec. M39 017.840.0019.09829



● Ronne Gris 60x60 Rec. M39 017.840.0002.09829



● Ronne Grafito 60x60 Rec. M39 017.840.0068.09829



● Ronne Topo 60x60 Rec. M39 017.840.0270.09829



Pvto. / Floor / Sol: Ronne Topo 60x60



Pvto. / Floor / Sol: Ronne Grafito 60x60

### Piezas especiales / Special pieces / Pièces especiales

Consultar en página / Consult on page / Consulter en page: 372

*PELDAÑO GRADONE	*ÁNGULO GRADONE	*PELDAÑO RANURADO	*ÁNGULO RANURADO	*RODAPIÉ C/ROMO

### Empaquetado / Packaging / Emballage

Formato	pz/cj	m <sup>2</sup> /cj	cj/pl	m <sup>2</sup> /pl	kg/cj	kg/pl
60x60	4	1.44	30	43.20	30.00	920.00



# STYLE

DECORSTONE  
GRES PORCELÁNICO · PORCELAIN TILES · GRÈS CÉRAMÉ

LUXGLASS  
GRES PORCELÁNICO RECTIFICADO · RECTIFIED PORCELAIN TILES · GRÈS CÉRAMÉ RECTIFIÉE



ADZ.

Formatos / Sizes / Formats

**30,3x61,3**  
11,92"x24,13"



● Style	Perla	30,3x61,3	M25	015.722.0037.02755	🔗	
● Style	Perla	30x60	Rec.	M57	050.450.0037.02755	🔗
● Style	Perla	60,8x60,8	M30	015.440.0037.02755	🔗	
● Style	Perla	60x60	Rec.	M57	050.840.0037.02755	🔗
● Adz. Style	Perla	45x45	M30	015.302.0037.02483	🔗	
● Style	Perla	45x45	M25	015.302.0037.02755	🔗	
● Style	Perla	30x30(7)	Malla	M185	025.590.0037.02755	🔗
● Style	Perla	30x30(7)	Malla	M185	051.590.0037.02755	🔗
● Style	Perla	30x30(5)	Malla	M235	025.281.0037.02755	🔗
● Style	Perla	30x30(5)	Malla	M235	051.281.0037.02755	🔗

**30x60**  
11,81"x23,62"  
**REC.**



● Style	Blanco	30,3x61,3	M25	015.722.0012.02755	🔗	
● Style	Blanco	30x60	Rec.	M57	050.450.0012.02755	🔗
● Style	Blanco	60,8x60,8	M30	015.440.0012.02755	🔗	
● Style	Blanco	60x60	Rec.	M57	050.840.0012.02755	🔗
● Style	Blanco	45x45	M25	015.302.0012.02755	🔗	
● Style	Blanco	30x30(7)	Malla	M185	025.590.0012.02755	🔗
● Style	Blanco	30x30(7)	Malla	M185	051.590.0012.02755	🔗
● Style	Blanco	30x30(5)	Malla	M235	025.281.0012.02755	🔗
● Style	Blanco	30x30(5)	Malla	M235	051.281.0012.02755	🔗

**60,8x60,8**  
23,93"x23,93"

**UPEC**  
Blanco, Ceniza, Marfil, Perla  
**UPEC**  
Marengo, Taupe

**60x60**  
23,62"x23,62"  
**REC.**



● Style	Ceniza	30,3x61,3	M25	015.722.0019.02755	🔗	
● Style	Ceniza	30x60	Rec.	M57	050.450.0019.02755	🔗
● Style	Ceniza	60,8x60,8	M30	015.440.0019.02755	🔗	
● Style	Ceniza	60x60	Rec.	M57	050.840.0019.02755	🔗
● Adz. Style	Ceniza	45x45	M30	015.302.0019.02483	🔗	
● Style	Ceniza	45x45	M25	015.302.0019.02755	🔗	
● Style	Ceniza	30x30(7)	Malla	M185	025.590.0019.02755	🔗
● Style	Ceniza	30x30(7)	Malla	M185	051.590.0019.02755	🔗
● Style	Ceniza	30x30(5)	Malla	M235	025.281.0019.02755	🔗
● Style	Ceniza	30x30(5)	Malla	M235	051.281.0019.02755	🔗

**45x45**  
17,71"x17,71"

**UPEC**  
Blanco, Ceniza, Marfil, Perla  
**UPEC**  
Marengo, Taupe

**30x30 (7x7)**  
11,81"x11,81"


**30x30 (5x5)**  
11,81"x11,81"



● Style	Marengo	30,3x61,3	M25	015.722.0028.02755	🔗	
● Style	Marengo	30x60	Rec.	M57	050.450.0028.02755	🔗
● Style	Marengo	60,8x60,8	M30	015.440.0028.02755	🔗	
● Style	Marengo	60x60	Rec.	M57	050.840.0028.02755	🔗
● Style	Marengo	45x45	M25	015.302.0028.02755	🔗	
● Style	Marengo	30x30(7)	Malla	M185	025.590.0028.02755	🔗
● Style	Marengo	30x30(7)	Malla	M185	051.590.0028.02755	🔗
● Style	Marengo	30x30(5)	Malla	M235	025.281.0028.02755	🔗
● Style	Marengo	30x30(5)	Malla	M235	051.281.0028.02755	🔗



● Style	Marfil	30,3x61,3	M25	015.722.0033.02755	🔗	
● Style	Marfil	30x60	Rec.	M57	050.450.0033.02755	🔗
● Style	Marfil	60,8x60,8	M30	015.440.0033.02755	🔗	
● Style	Marfil	60x60	Rec.	M57	050.840.0033.02755	🔗
● Adz. Style	Marfil	45x45	M30	015.302.0033.02483	🔗	
● Style	Marfil	45x45	M25	015.302.0033.02755	🔗	
● Style	Marfil	30x30(7)	Malla	M185	025.590.0033.02755	🔗
● Style	Marfil	30x30(7)	Malla	M185	051.590.0033.02755	🔗
● Style	Marfil	30x30(5)	Malla	M235	025.281.0033.02755	🔗
● Style	Marfil	30x30(5)	Malla	M235	051.281.0033.02755	🔗



● Style	Taupe	30,3x61,3	M25	015.722.0285.02755	🔗	
● Style	Taupe	30x60	Rec.	M57	050.450.0285.02755	🔗
● Style	Taupe	60,8x60,8	M30	015.440.0285.02755	🔗	
● Style	Taupe	60x60	Rec.	M57	050.840.0285.02755	🔗
● Adz. Style	Taupe	45x45	M30	015.302.0285.02483	🔗	
● Style	Taupe	45x45	M25	015.302.0285.02755	🔗	
● Style	Taupe	30x30(7)	Malla	M185	025.590.0285.02755	🔗
● Style	Taupe	30x30(7)	Malla	M185	051.590.0285.02755	🔗
● Style	Taupe	30x30(5)	Malla	M235	025.281.0285.02755	🔗
● Style	Taupe	30x30(5)	Malla	M235	051.281.0285.02755	🔗



Pvto. / Floor / Sol: **Adz. Style Taupe 45x45**

## Piezas especiales / Special pieces / Pièces especiales

Consultar en página / Consult on page / Consulter en page: 372

*PELDAÑO GRADONE	*ÁNGULO GRADONE	*PELDAÑO RANURADO	*ÁNGULO RANURADO	*RODAPIÉ DEC. LUXGLASS	*RODAPIÉ C./ROMO

## Empaquetado / Packaging / Emballage

Formato	pz/cj	m <sup>2</sup> /cj	cj/pl	m <sup>2</sup> /pl	kg/cj	kg/pl
30,3x61,3	7	1.30	40	52.00	25.00	1,020.00
30x60	6	1.08	48	51.84	23.00	1,124.00
60,8x60,8	4	1.48	30	44.40	31.00	950.00
60x60	4	1.44	30	43.20	30.00	920.00
45x45	6	1.22	52	63.44	25.80	1,361.60
30x30(5)	11	1.00	42	42.00	23.00	986.00
30x30(7)	11	1.00	42	42.00	23.10	990.20



# TALENT



Formatos / Sizes / Formats

<b>60x120</b> 23,62"x47,24"
<b>30x60</b> 11,81"x23,62"
<b>REC.</b> <b>REC.</b>

<b>60x60</b> 23,62"x23,62"
<b>REC.</b>


<b>30x30 (7x7)</b> 11,81"x11,81"
-------------------------------------



● Talent Cenere 60x120 Rec. M74 017.869.0274.02874
● Talent Cenere 60x120 Rec. M92 050.869.0274.02874
● Talent Cenere 30x60 Rec. M39 017.450.0274.02874
● Talent Cenere 30x60 Rec. M54 050.450.0274.02874
● Talent Cenere 60x60 Rec. M39 017.840.0274.02874
● Talent Cenere 60x60 Rec. M56 050.840.0274.02874
● Talent Cenere 30x30(7) Malla M185 025.590.0274.02874
● Talent Cenere 30x30(7) Malla M185 051.590.0274.02874



● Talent Taupe 60x120 Rec. M74 017.869.0285.02874
● Talent Taupe 60x120 Rec. M92 050.869.0285.02874
● Talent Taupe 30x60 Rec. M39 017.450.0285.02874
● Talent Taupe 30x60 Rec. M54 050.450.0285.02874
● Talent Taupe 60x60 Rec. M39 017.840.0285.02874
● Talent Taupe 60x60 Rec. M56 050.840.0285.02874
● Talent Taupe 30x30(7) Malla M185 025.590.0285.02874
● Talent Taupe 30x30(7) Malla M185 051.590.0285.02874



● Talent Gris 60x120 Rec. M74 017.869.0002.02874
● Talent Gris 60x120 Rec. M92 050.869.0002.02874
● Talent Gris 30x60 Rec. M39 017.450.0002.02874
● Talent Gris 30x60 Rec. M54 050.450.0002.02874
● Talent Gris 60x60 Rec. M39 017.840.0002.02874
● Talent Gris 60x60 Rec. M56 050.840.0002.02874
● Talent Gris 30x30(7) Malla M185 025.590.0002.02874
● Talent Gris 30x30(7) Malla M185 051.590.0002.02874



● Talent Tortora 60x120 Rec. M74 017.869.0297.02874
● Talent Tortora 60x120 Rec. M92 050.869.0297.02874
● Talent Tortora 30x60 Rec. M39 017.450.0297.02874
● Talent Tortora 30x60 Rec. M54 050.450.0297.02874
● Talent Tortora 60x60 Rec. M39 017.840.0297.02874
● Talent Tortora 60x60 Rec. M56 050.840.0297.02874
● Talent Tortora 30x30(7) Malla M185 025.590.0297.02874
● Talent Tortora 30x30(7) Malla M185 051.590.0297.02874



Rvto. / Wall / Rvrm.: **Talent Cenere 60x120**  
Pvto. / Floor / Sol: **Talent Cenere 60x120**

## Piezas especiales / Special pieces / Pièces especiales

Consultar en página / Consult on page / Consulter en page: 372

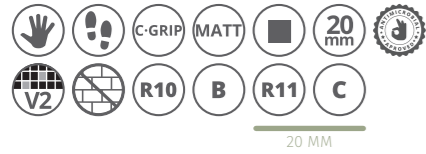
*PELDAÑO GRADONE	*ÁNGULO GRADONE	*PELDAÑO RANURADO	*ÁNGULO RANURADO	*RODAPIÉ DEC. LUXGLASS	*RODAPIÉ C./ROMO

## Empaquetado / Packaging / Emballage

Formato	pz/cj	m <sup>2</sup> /cj	cj/pl	m <sup>2</sup> /pl	kg/cj	kg/pl
60x120	2	1.44	32	46.08	34.50	1,129.00
30x60	6	1.08	48	51.84	23.00	1,124.00
60x60	4	1.44	30	43.20	30.00	920.00
30x30(7)	11	1.00	42	42.00	23.10	990.20







Formatos / Sizes / Formats

**60x120**  
23,62"x47,24"

**30x60**  
11,81"x23,62"

REC. REC.

**90x90**  
35,43"x35,43"

**60x60**  
23,62"x23,62"

REC. REC.

**8x44,2**  
3,14"x17,40"

**30x30 (7x7)**  
11,81"x11,81"

**90x90**  
35,43"x35,43"

**60,5x60,5**  
23,81"x23,81"

REC. REC.  
20 MM 20 MM



- Vita Perla 90x90 Rec. M79 017.804.0037.01227
- Vita Perla 60x120 Rec. M79 017.869.0037.01227
- Vita Perla 60x60 Rec. M43 017.840.0037.01227
- Vita Perla 30x60 Rec. M43 017.450.0037.01227
- Vita Perla 30x30(7) Malla Rec. M185 025.590.0037.01227




- Vita Arena 90x90 Rec. M79 017.804.0017.01227
- Vita Arena 60x120 Rec. M79 017.869.0017.01227
- Vita Arena 60x60 Rec. M43 017.840.0017.01227
- Vita Arena 30x60 Rec. M43 017.450.0017.01227
- Vita Arena 30x30(7) Malla Rec. M185 025.590.0017.01227



- Vita Gris 90x90 Rec. M79 017.804.0002.01227
- Vita Gris 90x90 (20 mm) Rec. M141 017.817.0002.01227
- Vita Gris 60x120 Rec. M79 017.869.0002.01227
- Vita Gris 60x60 Rec. M43 017.840.0002.01227
- Vita Gris 60,5x60,5 (20 mm) Rec. M104 017.701.0002.01227
- Vita Gris 30x60 Rec. M43 017.450.0002.01227
- Vita Gris 30x30(7) Malla Rec. M185 025.590.0002.01227



- Vita Moka 90x90 Rec. M79 017.804.0240.01227
- Vita Moka 90x90 (20 mm) Rec. M141 017.817.0240.01227
- Vita Moka 60x120 Rec. M79 017.869.0240.01227
- Vita Moka 60x60 Rec. M43 017.840.0240.01227
- Vita Moka 60,5x60,5 (20 mm) Rec. M104 017.701.0240.01227
- Vita Moka 30x60 Rec. M43 017.450.0240.01227
- Vita Moka 30x30(7) Malla Rec. M185 025.590.0240.01227



- Vita Marengo 90x90 Rec. M79 017.804.0028.01227
- Vita Marengo 90x90 (20 mm) Rec. M141 017.817.0028.01227
- Vita Marengo 60x120 Rec. M79 017.869.0028.01227
- Vita Marengo 60x60 Rec. M43 017.840.0028.01227
- Vita Marengo 60,5x60,5 (20 mm) Rec. M104 017.701.0028.01227
- Vita Marengo 30x60 Rec. M43 017.450.0028.01227
- Vita Marengo 30x30(7) Malla Rec. M185 025.590.0028.01227



- Rlv. Vita Mix-Gris 8x44,2 M54 015.681.0300.10145



- Rlv. Vita Arena 8x44,2 M54 015.681.0017.10145



Rvto. / Wall / Rvtrm.: Vita Perla 60x120 - Vita Gris 60x120  
Pvto. / Floor / Sol: Vita Perla 90x90



Revestimiento Coordinado / Coordinated Wall Tile / Revêtement Coordonné:  
Vita 40x120- 30x90 - Revestimiento pasta blanca / White body wall tiles / Revêtement pâte blanche - Pág. / Page / Page 268-270

Piezas especiales / Special pieces / Pièces especiales

Consultar en página / Consult on page / Consulter en page: 372

*PELDAÑO GRADONE	*ÁNGULO GRADONE	*PELDAÑO RANURADO	*ÁNGULO RANURADO	*RODAPIÉ C/ROMO

Empaquetado / Packaging / Emballage

Formato	pz/cj	m²/cj	cj/pl	m²/pl	kg/cj	kg/pl
90x90	2	1.62	27	43.74	40.00	1,110.00
90x90 (20 mm)	1	0.81	30	24.30	40.90	1,257.00
60x120	2	1.44	32	46.08	34.50	1,129.00
60x60	4	1.44	30	43.20	30.00	920.00
60,5x60,5 (20 mm)	2	0.73	30	21.90	32.80	1,004.00
30x60	6	1.08	48	51.84	23.00	1,124.00
30x30(7)	11	1.00	42	42.00	23.10	990.20
8x44,2	24	0.85	64	54.70	17.40	1,115.00



# MÁRMOLLES


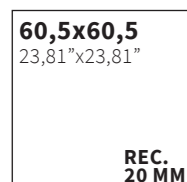
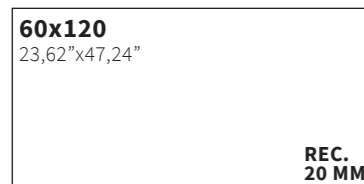
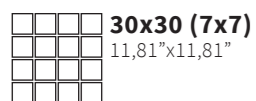

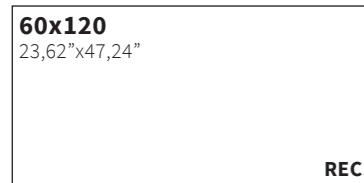
MARBLE  
MARBRES

# ALBANO



20MM LEVIGLASS

Formatos / Sizes / Formats



PEI 4

Albano	Blanco	60x120	Rec.	M96	004.869.0012.01457	LEV
Albano	Blanco	120x120	Rec.	M150	004.120.0012.01457	LEV
Albano	Blanco	90x90	Rec.	M88	004.804.0012.01457	LEV
Albano	Blanco	30x30(7)	Malla	M185	038.590.0012.01457	LEV
Albano	Blanco	60x120 (20 mm)	Rec.	M141	017.390.0033.02509	MATT
Albano	Blanco	60,5x60,5 (20 mm)	Rec.	M104	017.701.0033.02509	MATT



Rvto. / Wall / Rvrm. : Albano Blanco 60x120 (20 mm)  
 Pvto. / Floor / Sol: Albano Blanco 60,5x60,5 (20 mm)



Rvto. / Wall / Rvrm. : Albano Blanco 60x120 - Malla Essen Zircon 30x30 (7x7)  
 Pvto. / Floor / Sol: Essen Zircon 60x60

GRES PORCELÁNICO ESMALTADO PULIDO RECTIFICADO · POLISHED GLAZED RECTIFIED PORCELAIN TILES · GRÈS CÉRAME ÉMAILLÉ POLI RECTIFIÉE

LEVIGLASS

GRES PORCELÁNICO ESMALTADO RECTIFICADO · RECTIFIED GLAZED PORCELAIN TILES · GRÈS CÉRAME ÉMAILLÉ RECTIFIÉE

COMPACGLASS

## Piezas especiales / Special pieces / Pièces especiales

Consultar en página / Consult on page / Consulter en page: 372

*PELDAÑO GRADONE	*ÁNGULO GRADONE	RODAPIÉ DECORADO (LEVIGLASS)	*RODAPIÉ C/ROMO

## Empaquetado / Packaging / Emballage

Formato	pz/cj	m <sup>2</sup> /cj	cj/pl	m <sup>2</sup> /pl	kg/cj	kg/pl
60x120 (20 mm)	1	0.72	32	23.04	34.20	1,114.40
60x120	2	1.44	32	46.08	34.50	1,129.00
120x120	1	1.44	36	51.84	38.40	1,422.40
90x90	2	1.62	27	43.74	40.00	1,110.00
60,5x60,5 (20 mm)	2	0.73	30	21.90	32.80	1,004.00
30x30(7)	11	1.00	42	42.00	23.10	990.20



# AREZZO



LEVIGLASS


Formatos / Sizes / Formats

<b>60x120</b> 23,62"x47,24"
<b>30x60</b> 11,81"x23,62"
REC. REC.

<b>75x75</b> 29,53"x29,53"
REC.

<b>60x60</b> 23,62"x23,62"
REC.

<b>30x30 (7x7)</b> 11,81"x11,81"
-------------------------------------



PEI 4						
● Arezzo	Marengo	60x120	Rec.	M96	004.869.0028.02140	Ⓜ
● Arezzo	Marengo	60x120	Rec.	M83	017.869.0028.02140	Ⓜ
● Arezzo	Marengo	30x60	Rec.	M61	004.450.0028.02140	Ⓜ
● Arezzo	Marengo	75x75	Rec.	M74	004.875.0028.02140	Ⓜ
● Arezzo	Marengo	60x60	Rec.	M61	004.840.0028.02140	Ⓜ
● Arezzo	Marengo	60x60	Rec.	M48	017.840.0028.02140	Ⓜ
● Arezzo	Marengo	30x30(7)	Malla	M185	038.590.0028.02140	Ⓜ
● Arezzo	Marengo	30x30(7)	Malla	M185	025.590.0028.02140	Ⓜ



PEI 4						
● Arezzo	Perla	60x120	Rec.	M96	004.869.0037.02140	Ⓜ
● Arezzo	Perla	60x120	Rec.	M83	017.869.0037.02140	Ⓜ
● Arezzo	Perla	30x60	Rec.	M61	004.450.0037.02140	Ⓜ
● Arezzo	Perla	75x75	Rec.	M74	004.875.0037.02140	Ⓜ
● Arezzo	Perla	60x60	Rec.	M61	004.840.0037.02140	Ⓜ
● Arezzo	Perla	60x60	Rec.	M48	017.840.0037.02140	Ⓜ
● Arezzo	Perla	30x30(7)	Malla	M185	038.590.0037.02140	Ⓜ
● Arezzo	Perla	30x30(7)	Malla	M185	025.590.0037.02140	Ⓜ



PEI 4						
● Arezzo	Crema	60x120	Rec.	M96	004.869.0096.02140	Ⓜ
● Arezzo	Crema	60x120	Rec.	M83	017.869.0096.02140	Ⓜ
● Arezzo	Crema	30x60	Rec.	M61	004.450.0096.02140	Ⓜ
● Arezzo	Crema	75x75	Rec.	M74	004.875.0096.02140	Ⓜ
● Arezzo	Crema	60x60	Rec.	M61	004.840.0096.02140	Ⓜ
● Arezzo	Crema	60x60	Rec.	M48	017.840.0096.02140	Ⓜ
● Arezzo	Crema	30x30(7)	Malla	M185	038.590.0096.02140	Ⓜ
● Arezzo	Crema	30x30(7)	Malla	M185	025.590.0096.02140	Ⓜ



PEI 4						
● Arezzo	Tortora	60x120	Rec.	M96	004.869.0297.02140	Ⓜ
● Arezzo	Tortora	60x120	Rec.	M83	017.869.0297.02140	Ⓜ
● Arezzo	Tortora	30x60	Rec.	M61	004.450.0297.02140	Ⓜ
● Arezzo	Tortora	75x75	Rec.	M74	004.875.0297.02140	Ⓜ
● Arezzo	Tortora	60x60	Rec.	M61	004.840.0297.02140	Ⓜ
● Arezzo	Tortora	60x60	Rec.	M48	017.840.0297.02140	Ⓜ
● Arezzo	Tortora	30x30(7)	Malla	M185	038.590.0297.02140	Ⓜ
● Arezzo	Tortora	30x30(7)	Malla	M185	025.590.0297.02140	Ⓜ

GRES PORCELÁNICO ESMALTADO PULIDO RECTIFICADO · POLISHED GLAZED RECTIFIED PORCELAIN TILES · GRÈS CÉRAMÉ ÉMAILLÉ POLI RECTIFIÉE

LEVIGLASS

GRES PORCELÁNICO ESMALTADO RECTIFICADO · RECTIFIED GLAZED PORCELAIN TILES · GRÈS CÉRAMÉ ÉMAILLÉ RECTIFIÉE

COMPACGLASS



Pvto. / Floor / Sol: Arezzo Marengo 60x120 Leviglass

## Piezas especiales / Special pieces / Pièces especiales

Consultar en página / Consult on page / Consulter en page: 372



*PELDAÑO GRADONE	*ÁNGULO GRADONE	RODAPIÉ DECORADO (LEVIGLASS)	*RODAPIÉ C/ROMO


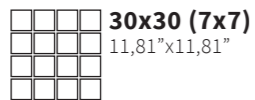
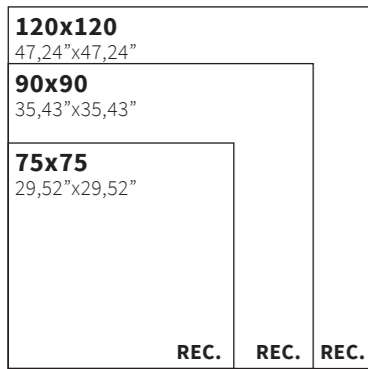
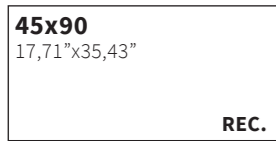
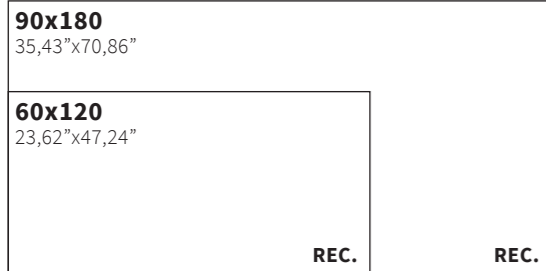
## Empaquetado / Packaging / Emballage

Formato	pz/cj	m <sup>2</sup> /cj	cj/pl	m <sup>2</sup> /pl	kg/cj	kg/pl
60x120	2	1.44	32	46.08	34.50	1.129.00
30x60	6	1.08	48	51.84	23.00	1.124.00
75x75	3	1.69	30	50.70	41.20	1.256.00
60x60	4	1.44	30	43.20	30.00	920.00
30x30(7)	11	1.00	42	42.00	23.10	990.20

# ASCOLANO



Formatos / Sizes / Formats




Formato	Color	Formato	Rec.	Módulo	Código	Clase
90x180	Gris	90x180	Rec.	M168	004.505.0002.00744	PEI 3
60x120	Gris	60x120	Rec.	M96	004.869.0002.00744	PEI 3
45x90	Gris	45x90	Rec.	M65	004.805.0002.00744	PEI 3
120x120	Gris	120x120	Rec.	M150	004.120.0002.00744	PEI 3
90x90	Gris	90x90	Rec.	M88	004.804.0002.00744	PEI 3
75x75	Gris	75x75	Rec.	M74	004.875.0002.00744	PEI 3
30x30(7)	Gris	30x30(7)	Malla	M185	038.590.0002.00744	PEI 3



Formato	Color	Formato	Rec.	Módulo	Código	Clase
90x180	Perla	90x180	Rec.	M168	004.505.0037.00744	PEI 4
60x120	Perla	60x120	Rec.	M96	004.869.0037.00744	PEI 4
45x90	Perla	45x90	Rec.	M65	004.805.0037.00744	PEI 4
120x120	Perla	120x120	Rec.	M150	004.120.0037.00744	PEI 4
90x90	Perla	90x90	Rec.	M88	004.804.0037.00744	PEI 4
75x75	Perla	75x75	Rec.	M74	004.875.0037.00744	PEI 4
30x30(7)	Perla	30x30(7)	Malla	M185	038.590.0037.00744	PEI 4



Formato	Color	Formato	Rec.	Módulo	Código	Clase
90x180	Marfil	90x180	Rec.	M168	004.505.0033.00744	PEI 4
60x120	Marfil	60x120	Rec.	M96	004.869.0033.00744	PEI 4
45x90	Marfil	45x90	Rec.	M65	004.805.0033.00744	PEI 4
120x120	Marfil	120x120	Rec.	M150	004.120.0033.00744	PEI 4
90x90	Marfil	90x90	Rec.	M88	004.804.0033.00744	PEI 4
75x75	Marfil	75x75	Rec.	M74	004.875.0033.00744	PEI 4
30x30(7)	Marfil	30x30(7)	Malla	M185	038.590.0033.00744	PEI 4



Formato	Color	Formato	Rec.	Módulo	Código	Clase
90x180	Beige	90x180	Rec.	M168	004.505.0007.00744	PEI 4
60x120	Beige	60x120	Rec.	M96	004.869.0007.00744	PEI 4
45x90	Beige	45x90	Rec.	M65	004.805.0007.00744	PEI 4
120x120	Beige	120x120	Rec.	M150	004.120.0007.00744	PEI 4
90x90	Beige	90x90	Rec.	M88	004.804.0007.00744	PEI 4
75x75	Beige	75x75	Rec.	M74	004.875.0007.00744	PEI 4
30x30(7)	Beige	30x30(7)	Malla	M185	038.590.0007.00744	PEI 4



Pvto. / Floor / Sol: Ascolano Gris 90x180

## Piezas especiales / Special pieces / Pièces especiales

Consultar en página / Consult on page / Consulter en page: 372

*PELDAÑO GRADONE	*ÁNGULO GRADONE	RODAPIÉ DECORADO (LEVIGLASS)	*RODAPIÉ C/ROMO

## Empaquetado / Packaging / Emballage

Formato	pz/cj	m²/cj	cj/pl	m²/pl	kg/cj	kg/pl
90x180	1	1.62	24	38.88	45.50	1,152.00
60x120	2	1.44	32	46.08	34.50	1,129.00
45x90	3	1.21	44	53.24	28.70	1,282.80
120x120	1	1.44	36	51.84	38.40	1,422.40
90x90	2	1.62	27	43.74	40.00	1,110.00
75x75	3	1.69	30	50.70	41.20	1,256.00
30x30(7)	11	1.00	42	42.00	23.10	990.20


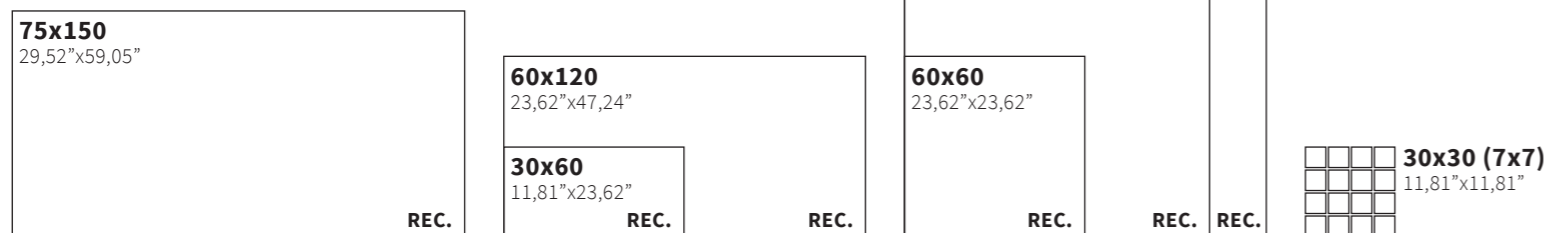


# BELVEDERE



LEVIGLASS

Formatos / Sizes / Formats




PEI 4

● Belvedere	White	75x150	Rec.	M114	004.350.0108.05758	Ⓢ
● Belvedere	White	75x150	Rec.	M101	017.350.0108.05758	Ⓢ
● Belvedere	White	60x120	Rec.	M96	004.869.0108.05758	Ⓢ
● Belvedere	White	60x120	Rec.	M83	017.869.0108.05758	Ⓢ
● Belvedere	White	30x60	Rec.	M61	004.450.0108.05758	Ⓢ
● Belvedere	White	30x60	Rec.	M48	017.450.0108.05758	Ⓢ
● Belvedere	White	120x120	Rec.	M150	004.120.0108.05758	Ⓢ
● Belvedere	White	90x90	Rec.	M88	004.804.0108.05758	Ⓢ
● Belvedere	White	60x60	Rec.	M61	004.840.0108.05758	Ⓢ
● Belvedere	White	60x60	Rec.	M48	017.840.0108.05758	Ⓢ
● Belvedere	White	30x30(7)	Malla	M185	038.590.0108.05758	Ⓢ
● Belvedere	White	30x30(7)	Malla	M185	025.590.0108.05758	Ⓢ




PEI 4

● Belvedere	Perla	75x150	Rec.	M114	004.350.0037.05758	Ⓢ
● Belvedere	Perla	75x150	Rec.	M101	017.350.0037.05758	Ⓢ
● Belvedere	Perla	60x120	Rec.	M96	004.869.0037.05758	Ⓢ
● Belvedere	Perla	60x120	Rec.	M83	017.869.0037.05758	Ⓢ
● Belvedere	Perla	30x60	Rec.	M61	004.450.0037.05758	Ⓢ
● Belvedere	Perla	30x60	Rec.	M48	017.450.0037.05758	Ⓢ
● Belvedere	Perla	120x120	Rec.	M150	004.120.0037.05758	Ⓢ
● Belvedere	Perla	90x90	Rec.	M88	004.804.0037.05758	Ⓢ
● Belvedere	Perla	60x60	Rec.	M61	004.840.0037.05758	Ⓢ
● Belvedere	Perla	60x60	Rec.	M48	017.840.0037.05758	Ⓢ
● Belvedere	Perla	30x30(7)	Malla	M185	038.590.0037.05758	Ⓢ
● Belvedere	Perla	30x30(7)	Malla	M185	025.590.0037.05758	Ⓢ



PEI 4

● Belvedere	Ivory	75x150	Rec.	M114	004.350.0164.05758	Ⓢ
● Belvedere	Ivory	75x150	Rec.	M101	017.350.0164.05758	Ⓢ
● Belvedere	Ivory	60x120	Rec.	M96	004.869.0164.05758	Ⓢ
● Belvedere	Ivory	60x120	Rec.	M83	017.869.0164.05758	Ⓢ
● Belvedere	Ivory	30x60	Rec.	M61	004.450.0164.05758	Ⓢ
● Belvedere	Ivory	30x60	Rec.	M48	017.450.0164.05758	Ⓢ
● Belvedere	Ivory	120x120	Rec.	M150	004.120.0164.05758	Ⓢ
● Belvedere	Ivory	90x90	Rec.	M88	004.804.0164.05758	Ⓢ
● Belvedere	Ivory	60x60	Rec.	M61	004.840.0164.05758	Ⓢ
● Belvedere	Ivory	60x60	Rec.	M48	017.840.0164.05758	Ⓢ
● Belvedere	Ivory	30x30(7)	Malla	M185	038.590.0164.05758	Ⓢ
● Belvedere	Ivory	30x30(7)	Malla	M185	025.590.0164.05758	Ⓢ



PEI 3

● Belvedere	Marengo	75x150	Rec.	M114	004.350.0028.05758	Ⓢ
● Belvedere	Marengo	75x150	Rec.	M101	017.350.0028.05758	Ⓢ
● Belvedere	Marengo	60x120	Rec.	M96	004.869.0028.05758	Ⓢ
● Belvedere	Marengo	60x120	Rec.	M83	017.869.0028.05758	Ⓢ
● Belvedere	Marengo	30x60	Rec.	M61	004.450.0028.05758	Ⓢ
● Belvedere	Marengo	30x60	Rec.	M48	017.450.0028.05758	Ⓢ
● Belvedere	Marengo	120x120	Rec.	M150	004.120.0028.05758	Ⓢ
● Belvedere	Marengo	90x90	Rec.	M88	004.804.0028.05758	Ⓢ
● Belvedere	Marengo	60x60	Rec.	M61	004.840.0028.05758	Ⓢ
● Belvedere	Marengo	60x60	Rec.	M48	017.840.0028.05758	Ⓢ
● Belvedere	Marengo	30x30(7)	Malla	M185	038.590.0028.05758	Ⓢ
● Belvedere	Marengo	30x30(7)	Malla	M185	025.590.0028.05758	Ⓢ

GRES PORCELÁNICO ESMALTADO PULIDO RECTIFICADO · POLISHED GLAZED RECTIFIED PORCELAIN TILES · GRÈS CÉRAMÉ ÉMAILLÉ POLI RECTIFIÉE

LEVIGLASS

GRES PORCELÁNICO ESMALTADO RECTIFICADO · RECTIFIED GLAZED PORCELAIN TILES · GRÈS CÉRAMÉ ÉMAILLÉ POLI RECTIFIÉ

COMPACGLASS



Rvto. / Wall / Rvtm.: **Belvedere White 60x120 Leviglass - Belvedere Marengo 60x120 Leviglass**  
 Pvto. / Floor / Sol: **Belvedere White 60x120 Leviglass - Rovere Honey 25x150**

## Piezas especiales / Special pieces / Pièces especiales

Consultar en página / Consult on page / Consulter en page: 372



*PELDAÑO GRADONE	*ÁNGULO GRADONE	RODAPIÉ DECORADO (LEVIGLASS)	*RODAPIÉ C/ROMO

## Empaquetado / Packaging / Emballage

Formato	pz/cj	m <sup>2</sup> /cj	cj/pl	m <sup>2</sup> /pl	kg/cj	kg/pl
75x150	1	1.13	40	45.20	28.00	1,184.00
60x120	2	1.44	32	46.08	34.50	1,129.00
30x60	6	1.08	48	51.84	23.00	1,124.00
120x120	1	1.44	36	51.84	38.40	1,422.40
90x90	2	1.62	27	43.74	40.00	1,110.00
60x60	4	1.44	30	43.20	30.00	920.00
30x30(7)	11	1.00	42	42.00	23.10	990.20



Formatos / Sizes / Formats

**60x120**  
23,62"x47,24"

REC.


**30x30 (7x7)**  
11,81"x11,81"



● Fenix	Perla	60x120	Rec.	M96	004.869.0037.00909	PEI 4
● Fenix	Perla	30x30(7)	Malla.	M185	038.590.0037.00909	



● Fenix	Gris	60x120	Rec.	M96	004.869.0002.00909	PEI 4
● Fenix	Gris	30x30(7)	Malla.	M185	038.590.0002.00909	



● Fenix	Marfil	60x120	Rec.	M96	004.869.0033.00909	PEI 4
● Fenix	Marfil	30x30(7)	Malla.	M185	038.590.0033.00909	



● Fenix	Crema	60x120	Rec.	M96	004.869.0096.00909	PEI 4
● Fenix	Crema	30x30(7)	Malla.	M185	038.590.0096.00909	



Rvto. / Wall / Rvrm.: **Fenix Gris 60x120**  
Pvto. / Floor / Sol: **Fenix Gris 60x120**

**Piezas especiales / Special pieces / Pièces especiales**

Consultar en página / Consult on page / Consulter en page: 372

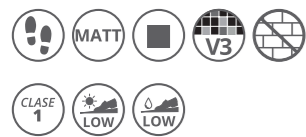
*PELDAÑO GRADONE	*ÁNGULO GRADONE	RODAPIÉ DECORADO (LEVI GLASS)

**Empaquetado / Packaging / Emballage**

Formato	pz/cj	m <sup>2</sup> /cj	cj/pl	m <sup>2</sup> /pl	kg/cj	kg/pl
60x120	2	1.44	32	46.08	34.50	1,129.00
30x30(7)	11	1.00	42	42.00	23.10	990.20



# FORVM



Formatos / Sizes / Formats


**60x60**  
23,62"x23,62"  
**REC.**



Rvto. / Wall / Rvtrm.: **Forvm Natural 30x90 - Rlv. Forvm Brown 30x90**  
Pvto. / Floor / Sol: **Forvm Brown 60x60**




Rvto. / Wall / Rvtrm.: **Dec. Campania 30x90 - Forvm Natural 30x90 - Nera Nogal 25x150**  
Pvto. / Floor / Sol: **Forvm Natural 60x60**



PEI 3

● Forvm Brown 60x60 Rec. M48 017.840.0109.00138



PEI 4

● Forvm Natural 60x60 Rec. M48 017.840.0102.00138

## Piezas especiales / Special pieces / Pièces especiales

Consultar en página / Consult on page / Consulter en page: 372

*PELDAÑO GRADONE	*ÁNGULO GRADONE	*RODAPIÉ C/ROMO

## Empaquetado / Packaging / Emballage

Formato	pz/cj	m <sup>2</sup> /cj	cj/pl	m <sup>2</sup> /pl	kg/cj	kg/pl
60x60	4	1,44	30	43,20	30,00	920,00

**Revestimiento Coordinado / Coordinated Wall Tile / Revêtement Coordiné:**  
**Forvm 30x90 - Revestimiento pasta blanca / White body wall tiles / Revêtement pâte blanche - Pág. / Page / Page 214**





# GARDA



Formatos / Sizes / Formats

**60x120**  
23,62"x47,24"

**30x60**  
11,81"x23,62"

REC. REC.

**45x90**  
17,71"x35,43"

REC.

**120x120**  
47,24"x47,24"

**60x60**  
23,62"x23,62"

REC. REC.

**30x30 (7x7)**  
11,81"x11,81"



							PEI 4
• Garda	Blanco	60x120	Rec.	M96	004.869.0012.01454		Ⓢ
• Garda	Blanco	45x90	Rec.	M65	004.805.0012.01454		Ⓢ
• Garda	Blanco	30x60	Rec.	M61	004.450.0012.01454		Ⓢ
• Garda	Blanco	120x120	Rec.	M150	004.120.0012.01454		Ⓢ
• Garda	Blanco	60x60	Rec.	M61	004.840.0012.01454		Ⓢ
• Garda	Blanco	30x30(7)	Malla	M185	038.590.0012.01454		Ⓢ



Rvto. / Wall / Rvrm. : **Garda Blanco 60x120**  
Pvto. / Floor / Sol: **Nera Roble 25x150**

Pvto. / Floor / Sol: **Garda Blanco 60x60**

### Piezas especiales / Special pieces / Pièces especiales

Consultar en página / Consult on page / Consulter en page: 372

*PELDAÑO GRADONE	*ÁNGULO GRADONE	RODAPIÉ DECORADO (LEVIGLASS)

### Empaquetado / Packaging / Emballage

Formato	pz/cj	m <sup>2</sup> /cj	cj/pl	m <sup>2</sup> /pl	kg/cj	kg/pl
60x120	2	1.44	32	46.08	34.50	1,129.00
45x90	3	1.21	44	53.24	28.70	1,282.80
30x60	6	1.08	48	51.84	23.00	1,124.00
120x120	1	1.44	36	51.84	38.40	1,422.40
60x60	4	1.44	30	43.20	30.00	920.00
30x30(7)	11	1.00	42	42.00	23.10	990.20



# GROTTO



LEVIGLASS

Formatos / Sizes / Formats

**60x120**  
23,62"x47,24"

**30x60**  
11,81"x23,62"

REC. REC.

**45x90**  
17,71"x35,43"

REC.

**120x120**  
47,24"x47,24"


**75x75**  
29,53"x29,53"

REC. REC.

**60x60**  
23,62"x23,62"


REC.

**30x30 (7x7)**  
11,81"x11,81"



PEI 4

● Grotto Gris 60x120 Rec. M96 004.869.0002.00170	Ⓢ
● Grotto Gris 45x90 Rec. M66 004.805.0002.00170	Ⓢ
● Grotto Gris 30x60 Rec. M61 004.450.0002.00170	Ⓢ
● Grotto Gris 120x120 Rec. M150 004.120.0002.00170	Ⓢ
● Grotto Gris 120x120 Rec. M123 017.120.0002.00170	Ⓢ
● Grotto Gris 75x75 Rec. M74 004.875.0002.00170	Ⓢ
● Grotto Gris 75x75 Rec. M61 017.875.0002.00170	Ⓢ
● Grotto Gris 60x60 Rec. M61 004.840.0002.00170	Ⓢ
● Grotto Gris 60x60 Rec. M48 017.840.0002.00170	Ⓢ
● Grotto Gris 30x30(7) Malla M185 038.590.0002.00170	Ⓢ
● Grotto Gris 30x30(7) Malla M185 025.590.0002.00170	Ⓢ



PEI 4

● Grotto Mocha 60x120 Rec. M96 004.869.0210.00170	Ⓢ
● Grotto Mocha 60x60 Rec. M61 004.840.0210.00170	Ⓢ
● Grotto Mocha 30x30(7) Malla M185 038.590.0210.00170	Ⓢ



PEI 4

● Grotto Crema 60x120 Rec. M96 004.869.0096.00170	Ⓢ
● Grotto Crema 45x90 Rec. M66 004.805.0096.00170	Ⓢ
● Grotto Crema 30x60 Rec. M61 004.450.0096.00170	Ⓢ
● Grotto Crema 120x120 Rec. M150 004.120.0096.00170	Ⓢ
● Grotto Crema 120x120 Rec. M123 017.120.0096.00170	Ⓢ
● Grotto Crema 75x75 Rec. M74 004.875.0096.00170	Ⓢ
● Grotto Crema 75x75 Rec. M61 017.875.0096.00170	Ⓢ
● Grotto Crema 60x60 Rec. M61 004.840.0096.00170	Ⓢ
● Grotto Crema 60x60 Rec. M48 017.840.0096.00170	Ⓢ
● Grotto Crema 30x30(7) Malla M185 038.590.0096.00170	Ⓢ
● Grotto Crema 30x30(7) Malla M185 025.590.0096.00170	Ⓢ



PEI 4

● Grotto Tortora 60x120 Rec. M96 004.869.0297.00170	Ⓢ
● Grotto Tortora 60x60 Rec. M61 004.840.0297.00170	Ⓢ
● Grotto Tortora 30x30(7) Malla M185 038.590.0297.00170	Ⓢ



Rvto. / Wall / Rvrm.: **Eos Magma 17x52**  
Pvto. / Floor / Sol: **Grotto Crema 75x75 Leviglass**

## Piezas especiales / Special pieces / Pièces especiales

Consultar en página / Consult on page / Consulter en page: 372

*PELDAÑO GRADONE	*ÁNGULO GRADONE	RODAPIÉ DECORADO (LEVIGLASS)	*RODAPIÉ C/ROMO

## Empaquetado / Packaging / Emballage

Formato	pz/cj	m <sup>2</sup> /cj	cj/pl	m <sup>2</sup> /pl	kg/cj	kg/pl
60x120	2	1.44	32	46.08	34.50	1,129.00
45x90	3	1.21	44	53.24	28.70	1,282.80
30x60	6	1.08	48	51.84	23.00	1,124.00
120x120	1	1.44	36	51.84	38.40	1,422.40
75x75	3	1.69	30	50.70	41.20	1,256.00
60x60	4	1.44	30	43.20	30.00	920.00
30x30(7)	11	1.00	42	42.00	23.10	990.20

# IMPERIUM



LEVIGLASS


Formatos / Sizes / Formats

<b>60x120</b> 23,62"x47,24"	
<b>30x60</b> 11,81"x23,62"	<b>REC.</b>

<b>75x75</b> 29,53"x29,53"	
	<b>REC.</b>

<b>60x60</b> 23,62"x23,62"	
	<b>REC.</b>


<b>30x30 (7x7)</b> 11,81"x11,81"	
	<b>REC.</b>



PEI 4						
● Imperium	Marfil	60x120	Rec.	M96	004.869.0033.02930	
● Imperium	Marfil	30x60	Rec.	M61	004.450.0033.02930	
● Imperium	Marfil	30x60	Rec.	M48	017.450.0033.02930	
● Imperium	Marfil	75x75	Rec.	M74	004.875.0033.02930	
● Imperium	Marfil	75x75	Rec.	M61	017.875.0033.02930	
● Imperium	Marfil	60x60	Rec.	M61	004.840.0033.02930	
● Imperium	Marfil	60x60	Rec.	M48	017.840.0033.02930	
● Imperium	Marfil	30x30(7)	Malla	M185	038.590.0033.02930	
● Imperium	Marfil	30x30(7)	Malla	M185	025.590.0033.02930	



PEI 4						
● Imperium	Natural	60x120	Rec.	M96	004.869.0102.02930	
● Imperium	Natural	60x60	Rec.	M61	004.840.0102.02930	
● Imperium	Natural	60x60	Rec.	M48	017.840.0102.02930	
● Imperium	Natural	30x30(7)	Malla	M185	038.590.0102.02930	
● Imperium	Natural	30x30(7)	Malla	M185	025.590.0102.02930	



PEI 4						
● Imperium	Perla	60x120	Rec.	M96	004.869.0037.02930	
● Imperium	Perla	30x60	Rec.	M61	004.450.0037.02930	
● Imperium	Perla	30x60	Rec.	M48	017.450.0037.02930	
● Imperium	Perla	60x60	Rec.	M61	004.840.0037.02930	
● Imperium	Perla	60x60	Rec.	M48	017.840.0037.02930	
● Imperium	Perla	30x30(7)	Malla	M185	038.590.0037.02930	
● Imperium	Perla	30x30(7)	Malla	M185	025.590.0037.02930	



Rvto. / Wall / Rvtrm.: Imperium Perla 60x120 Leviglass  
Pvtó. / Floor / Sol: Imperium Perla 60x120 Leviglass

## Piezas especiales / Special pieces / Pièces especiales

Consultar en página / Consult on page / Consulter en page: 372

*PELDAÑO GRADONE	*ÁNGULO GRADONE	RODAPIÉ DECORADO (LEVIGLASS)	*RODAPIÉ C/ROMO

## Empaquetado / Packaging / Emballage

Formato	pz/cj	m <sup>2</sup> /cj	cj/pl	m <sup>2</sup> /pl	kg/cj	kg/pl
60x120	2	1.44	32	46.08	34.50	1.129.00
30x60	6	1.08	48	51.84	23.00	1.124.00
75x75	3	1.69	30	50.70	41.20	1.256.00
60x60	4	1.44	30	43.20	30.00	920.00
30x30(7)	11	1.00	42	42.00	23.10	990.20

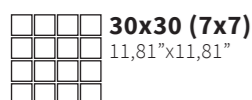
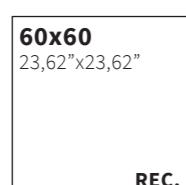
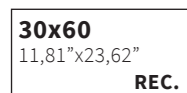


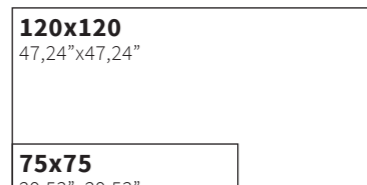
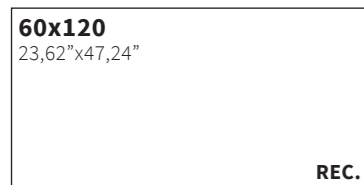


# KASHMIR



LEVIGLASS

Formatos / Sizes / Formats



							PEI 4
● Kashmir	Hueso	60x120	Rec.	M96	004.869.0016.02806	Ⓢ	
● Kashmir	Hueso	45x90	Rec.	M66	004.805.0016.02806	Ⓢ	
● Kashmir	Hueso	30x60	Rec.	M61	004.450.0016.02806	Ⓢ	
● Kashmir	Hueso	30x60	Rec.	M48	017.450.0016.02806	Ⓢ	
● Kashmir	Hueso	120x120	Rec.	M150	004.120.0016.02806	Ⓢ	
● Kashmir	Hueso	75x75	Rec.	M74	004.875.0016.02806	Ⓢ	
● Kashmir	Hueso	60x60	Rec.	M61	004.840.0016.02806	Ⓢ	
● Kashmir	Hueso	60x60	Rec.	M48	017.840.0016.02806	Ⓢ	
● Kashmir	Hueso	30x30(7)	Malla	M185	038.590.0016.02806	Ⓢ	
● Kashmir	Hueso	30x30(7)	Malla	M185	025.590.0016.02806	Ⓢ	



							PEI 4
● Kashmir	Perla	60x120	Rec.	M96	004.869.0037.02806	Ⓢ	
● Kashmir	Perla	45x90	Rec.	M66	004.805.0037.02806	Ⓢ	
● Kashmir	Perla	30x60	Rec.	M61	004.450.0037.02806	Ⓢ	
● Kashmir	Perla	30x60	Rec.	M48	017.450.0037.02806	Ⓢ	
● Kashmir	Perla	120x120	Rec.	M150	004.120.0037.02806	Ⓢ	
● Kashmir	Perla	75x75	Rec.	M74	004.875.0037.02806	Ⓢ	
● Kashmir	Perla	60x60	Rec.	M61	004.840.0037.02806	Ⓢ	
● Kashmir	Perla	60x60	Rec.	M48	017.840.0037.02806	Ⓢ	
● Kashmir	Perla	30x30(7)	Malla	M185	038.590.0037.02806	Ⓢ	
● Kashmir	Perla	30x30(7)	Malla	M185	025.590.0037.02806	Ⓢ	



							PEI 4
● Kashmir	Taupe	60x120	Rec.	M96	004.869.0285.02806	Ⓢ	
● Kashmir	Taupe	45x90	Rec.	M66	004.805.0285.02806	Ⓢ	
● Kashmir	Taupe	30x60	Rec.	M61	004.450.0285.02806	Ⓢ	
● Kashmir	Taupe	30x60	Rec.	M48	017.450.0285.02806	Ⓢ	
● Kashmir	Taupe	120x120	Rec.	M150	004.120.0285.02806	Ⓢ	
● Kashmir	Taupe	75x75	Rec.	M74	004.875.0285.02806	Ⓢ	
● Kashmir	Taupe	60x60	Rec.	M61	004.840.0285.02806	Ⓢ	
● Kashmir	Taupe	60x60	Rec.	M48	017.840.0285.02806	Ⓢ	
● Kashmir	Taupe	30x30(7)	Malla	M185	038.590.0285.02806	Ⓢ	
● Kashmir	Taupe	30x30(7)	Malla	M185	025.590.0285.02806	Ⓢ	

GRES PORCELÁNICO ESMALTADO PULIDO RECTIFICADO · POLISHED GLAZED RECTIFIED PORCELAIN TILES · GRÈS CÉRAMÉ ÉMAILLÉ POLI RECTIFIÉE

LEVIGLASS

GGRES PORCELÁNICO ESMALTADO RECTIFICADO · RECTIFIED GLAZED PORCELAIN TILES · GRÈS CÉRAMÉ ÉMAILLÉ RECTIFIÉE

COMPACGLASS



Rvto. / Wall / Rvrm.: Kashmir Taupe 120x120 Leviglass  
Pvto. / Floor / Sol: Kashmir Perla 120x120 Leviglass

## Piezas especiales / Special pieces / Pièces especiales

Consultar en página / Consult on page / Consulter en page: 372

*PELDAÑO GRADONE	*ÁNGULO GRADONE	RODAPIÉ DECORADO (LEVIGLASS)	*RODAPIÉ C/ROMO

## Empaquetado / Packaging / Emballage

Formato	pz/cj	m <sup>2</sup> /cj	cj/pl	m <sup>2</sup> /pl	kg/cj	kg/pl
60x120	2	1.44	32	46.08	34.50	1,129.00
45x90	3	1.21	44	53.24	28.70	1,282.80
30x60	6	1.08	48	51.84	23.00	1,124.00
120x120	1	1.44	36	51.84	38.40	1,422.40
75x75	3	1.69	30	50.70	41.20	1,256.00
60x60	4	1.44	30	43.20	30.00	920.00
30x30(7)	11	1.00	42	42.00	23.10	990.20

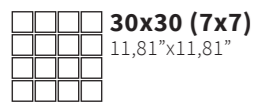
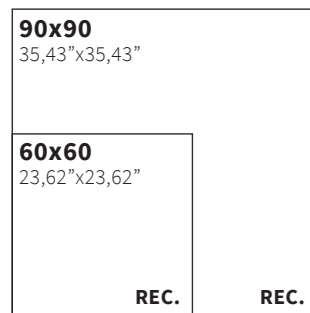

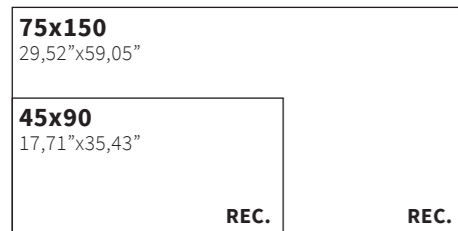
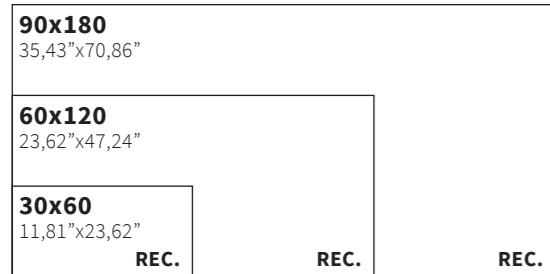


# LENCI




LEVI GLASS

Formatos / Sizes / Formats



						PEI 4
● Lenci	Blanco	90x180	Rec.	M168	004.505.0012.00937	LEV
● Lenci	Blanco	90x180	Rec.	M141	017.505.0012.00937	MATT
● Lenci	Blanco	75x150	Rec.	M114	004.350.0012.00937	LEV
● Lenci	Blanco	60x120	Rec.	M96	004.869.0012.00937	LEV
● Lenci	Blanco	60x120	Rec.	M83	017.869.0012.00937	MATT
● Lenci	Blanco	45x90	Rec.	M65	004.805.0012.00937	LEV
● Lenci	Blanco	45x90	Rec.	M52	017.805.0012.00937	MATT
● Lenci	Blanco	30x60	Rec.	M61	004.450.0012.00937	LEV
● Lenci	Blanco	30x60	Rec.	M48	017.450.0012.00937	MATT
● Lenci	Blanco	120x120	Rec.	M150	004.120.0012.00937	LEV
● Lenci	Blanco	120x120	Rec.	M123	017.120.0012.00937	MATT
● Lenci	Blanco	90x90	Rec.	M88	004.804.0012.00937	LEV
● Lenci	Blanco	90x90	Rec.	M74	017.804.0012.00937	MATT
● Lenci	Blanco	75x75	Rec.	M74	004.875.0012.00937	LEV
● Lenci	Blanco	75x75	Rec.	M61	017.875.0012.00937	MATT
● Lenci	Blanco	60x60	Rec.	M61	004.840.0012.00937	LEV
● Lenci	Blanco	60x60	Rec.	M48	017.840.0012.00937	MATT
● Lenci	Blanco	30x30(7)	Malla	M185	038.590.0012.00937	LEV
● Lenci	Blanco	30x30(7)	Malla	M185	025.590.0012.00937	MATT



Pvto. / Floor / Sol: **Lenci Blanco 75x75**

GRES PORCELÁNICO ESMALTADO PULIDO RECTIFICADO · POLISHED GLAZED RECTIFIED PORCELAIN TILES · GRÈS CÉRAME ÉMAILLÉ POLI RECTIFIÉE

LEVI GLASS

GRES PORCELÁNICO ESMALTADO RECTIFICADO · RECTIFIED GLAZED PORCELAIN TILES · GRÈS CÉRAME ÉMAILLÉ RECTIFIÉE

COMPACGLASS



Rvto. / Wall / Rvrm.: **Lenci Blanco 75x150 Leviglass**  
Pvto. / Floor / Sol: **Cadmiae Copper 60x60**

## Piezas especiales / Special pieces / Pièces especiales

Consultar en página / Consult on page / Consulter en page: 372

*PELDAÑO GRADONE	*ÁNGULO GRADONE	RODAPIÉ DECORADO (LEVI GLASS)	*RODAPIÉ C/ROMO

## Empaquetado / Packaging / Emballage

Formato	pz/cj	m <sup>2</sup> /cj	cj/pl	m <sup>2</sup> /pl	kg/cj	kg/pl
90x180	1	1.62	24	38.88	45.50	1,152.00
75x150	1	1.13	40	45.20	28.00	1,184.00
60x120	2	1.44	32	46.08	34.50	1,129.00
45x90	3	1.21	44	53.24	28.70	1,282.80
30x60	6	1.08	48	51.84	23.00	1,124.00
120x120	1	1.44	36	51.84	38.40	1,422.40
90x90	2	1.62	27	43.74	40.00	1,110.00
75x75	3	1.69	30	50.70	41.20	1,256.00
60x60	4	1.44	30	43.20	30.00	920.00
30x30(7)	11	1.00	42	42.00	23.10	990.20

# LLEVANT



Formatos / Sizes / Formats

**75x150**  
29,52"x59,05"

REC.

**60x120**  
23,62"x47,24"

REC.

**120x120**  
47,24"x47,24"

REC.

**90x90**  
35,43"x35,43"

REC.

**30x30 (7x7)**  
11,81"x11,81"



PEI 4

● Llevant	Crema	75x150	Rec.	M114	004.350.0096.01453	Ⓢ
● Llevant	Crema	60x120	Rec.	M96	004.869.0096.01453	Ⓢ
● Llevant	Crema	120x120	Rec.	M150	004.120.0096.01453	Ⓢ
● Llevant	Crema	90x90	Rec.	M88	004.804.0096.01453	Ⓢ
● Llevant	Crema	30x30(7)	Malla	M185	038.590.0096.01453	Ⓢ



PEI 4

● Llevant	Marfil	60x120	Rec.	M96	004.869.0033.01453	Ⓢ
● Llevant	Marfil	120x120	Rec.	M150	004.120.0033.01453	Ⓢ
● Llevant	Marfil	30x30(7)	Malla	M185	038.590.0033.01453	Ⓢ



Rvto. / Wall / Rvtm.: **Llevant Crema 75x150 - Hesse Tortora 75x150**  
Pvto. / Floor / Sol: **Hesse Tortora 75x150**

## Piezas especiales / Special pieces / Pièces especiales

Consultar en página / Consult on page / Consulter en page: 372

*PELDAÑO GRADONE	*ÁNGULO GRADONE	RODAPIÉ DECORADO (LEVI GLASS)

## Empaquetado / Packaging / Emballage

Formato	pz/cj	m <sup>2</sup> /cj	cj/pl	m <sup>2</sup> /pl	kg/cj	kg/pl
75x150	1	1.13	40	45.20	28.00	1.184.00
60x120	2	1.44	32	46.08	34.50	1.129.00
120x120	1	1.44	36	51.84	38.40	1.422.40
90x90	2	1.62	27	43.74	40.00	1.110.00
30x30(7)	11	1.00	42	42.00	23.10	990.20

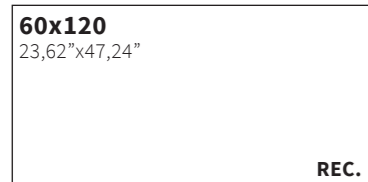


# LUCCA



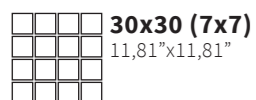
LEVIGLASS

Formatos / Sizes / Formats



**60x120**  
23,62"x47,24"

REC.



**30x30 (7x7)**  
11,81"x11,81"



							PEI 4
● Lucca	Blanco	60x120	Rec.	M96	004.869.0012.02872		
● Lucca	Blanco	60x120	Rec.	M83	017.869.0012.02872		
● Lucca	Blanco	30x30(7)	Malla.	M185	038.590.0012.02872		
● Lucca	Blanco	30x30(7)	Malla.	M185	025.590.0012.02872		



Rvto. / Wall / Rvtm.: **Lucca Blanco 60x120 Leviglass - Malla Lucca Blanco 30x30 (7x7) Leviglass**  
Pvto. / Floor / Sol: **Greenwich Cherry 20x120**



Rvto. / Wall / Rvtm.: **Lucca Blanco 60x120**  
Pvto. / Floor / Sol: **Lucca Blanco 60x120**

## Piezas especiales / Special pieces / Pièces especiales

Consultar en página / Consult on page / Consulter en page: 372



*PELDAÑO GRADONE	*ÁNGULO GRADONE	RODAPIÉ DECORADO (LEVIGLASS)	*RODAPIÉ C/ROMO

## Empaquetado / Packaging / Emballage

Formato	pz/cj	m <sup>2</sup> /cj	cj/pl	m <sup>2</sup> /pl	kg/cj	kg/pl
60x120	2	1.44	32	46.08	34.50	1,129.00
30x30(7)	11	1.00	42	42.00	23.10	990.20



LEVIGLASS


Formatos / Sizes / Formats

**30x60**  
11,81"x23,62"  
REC.

**75x75**  
29,53"x29,53"  
REC.

**60x60**  
23,62"x23,62"  
REC.

**30x30 (7x7)**  
11,81"x11,81"



PEI 4

● Luni Blanco 30x60	Rec. M61	004.450.0012.02808	
● Luni Blanco 30x60	Rec. M48	017.450.0012.02808	
● Luni Blanco 75x75	Rec. M74	004.875.0012.02808	
● Luni Blanco 75x75	Rec. M61	017.875.0012.02808	
● Luni Blanco 60x60	Rec. M61	004.840.0012.02808	
● Luni Blanco 60x60	Rec. M48	017.840.0012.02808	
● Luni Blanco 30x30(7)	Malla M185	038.590.0012.02808	
● Luni Blanco 30x30(7)	Malla M185	025.590.0012.02808	



Rvto. / Wall / Rvtm.: **Luni Blanco 30x60**  
Pvto. / Floor / Sol: **Belgio Nero 60x60**

Pvto. / Floor / Sol: **Luni Blanco 60x60 Leviglass - Malla Luni Blanco 30x30 (7x7) Leviglass**

**Piezas especiales / Special pieces / Pièces especiales**

Consultar en página / Consult on page / Consulter en page: 372



*PELDAÑO GRADONE	*ÁNGULO GRADONE	RODAPIÉ DECORADO (LEVIGLASS)	*RODAPIÉ C/ROMO

**Empaquetado / Packaging / Emballage**

Formato	pz/cj	m <sup>2</sup> /cj	cj/pl	m <sup>2</sup> /pl	kg/cj	kg/pl
30x60	6	1.08	48	51.84	23.00	1.124.00
75x75	3	1.69	30	50.70	41.20	1.256.00
60x60	4	1.44	30	43.20	30.00	920.00
30x30(7)	11	1.00	42	42.00	23.10	990.20



# PALLADIO



LEVI GLASS

Formatos / Sizes / Formats

<b>90x180</b> 35,43"x70,86"			
<b>60x120</b> 23,62"x47,24"			
<b>30x60</b> 11,81"x23,62"	REC.	REC.	REC.

<b>45x90</b> 17,71"x35,43"	REC.
-------------------------------	------


<b>120x120</b> 47,24"x47,24"		
<b>75x75</b> 29,53"x29,53"	REC.	REC.

<b>60x60</b> 23,62"x23,62"	REC.
-------------------------------	------

<b>30x30 (7x7)</b> 11,81"x11,81"
-------------------------------------



							PEI 4
● Palladio	Ivory	90x180	Rec.	M168	004.505.0164.00867		
● Palladio	Ivory	60x120	Rec.	M96	004.869.0164.00867		
● Palladio	Ivory	45x90	Rec.	M66	004.805.0164.00867		
● Palladio	Ivory	30x60	Rec.	M61	004.450.0164.00867		
● Palladio	Ivory	120x120	Rec.	M150	004.120.0164.00867		
● Palladio	Ivory	75x75	Rec.	M74	004.875.0164.00867		
● Palladio	Ivory	60x60	Rec.	M61	004.840.0164.00867		
● Palladio	Ivory	30x30(7)	Malla	M185	038.590.0164.00867		



							PEI 4
● Palladio	Crema	90x180	Rec.	M168	004.505.0096.00867		
● Palladio	Crema	60x120	Rec.	M96	004.869.0096.00867		
● Palladio	Crema	45x90	Rec.	M66	004.805.0096.00867		
● Palladio	Crema	120x120	Rec.	M150	004.120.0096.00867		
● Palladio	Crema	75x75	Rec.	M74	004.875.0096.00867		
● Palladio	Crema	30x30(7)	Malla	M185	038.590.0096.00867		



Rvto. / Wall / Rvrm.: **Palladio Crema 90x180**  
Pvto. / Floor / Sol: **Rovere Brown 25x150**

## Piezas especiales / Special pieces / Pièces especiales

Consultar en página / Consult on page / Consulter en page: 372

*PELDAÑO GRADONE	*ÁNGULO GRADONE	RODAPIÉ DECORADO (LEVI GLASS)

## Empaquetado / Packaging / Emballage

Formato	pz/cj	m <sup>2</sup> /cj	cj/pl	m <sup>2</sup> /pl	kg/cj	kg/pl
90x180	1	1.62	24	38.88	45.50	1,152.00
60x120	2	1.44	32	46.08	34.50	1,129.00
45x90	3	1.21	44	53.24	28.70	1,282.80
30x60	6	1.08	48	51.84	23.00	1,124.00
120x120	1	1.44	36	51.84	38.40	1,422.40
75x75	3	1.69	30	50.70	41.20	1,256.00
60x60	4	1.44	30	43.20	30.00	920.00
30x30(7)	11	1.00	42	42.00	23.10	990.20



# SKYROS



LEVIGLASS

Formatos / Sizes / Formats

**60x120**  
23,62"x47,24"

**30x60**  
11,81"x23,62"

REC. REC.

**90x90**  
35,43"x35,43"

**60x60**  
23,62"x23,62"

REC. REC.

**30x30 (7x7)**  
11,81"x11,81"



- Malla Twisted White 21x26 (Skyros White + Cromat Marengo Semipulido) P18 038.237.0108.01643



							PEI 4
● Skyros	White	60x120	Rec.	M96	004.869.0108.00128		Ⓢ
● Skyros	White	30x60	Rec.	M61	004.450.0108.00128		Ⓢ
● Skyros	White	90x90	Rec.	M88	004.804.0108.00128		Ⓢ
● Skyros	White	60x60	Rec.	M61	004.840.0108.00128		Ⓢ
● Skyros	White	30x30(7)	Malla	M185	038.590.0108.00128		Ⓢ



Rvto. / Wall / Rvtm.: Skyros White 60x120 - Malla Twisted White 21x26  
Pvto. / Floor / Sol: Ardesia Bronze 90x90



Pvto. / Floor / Sol: Skyros White 90x90

## Piezas especiales / Special pieces / Pièces especiales

Consultar en página / Consult on page / Consulter en page: 372

*PELDAÑO GRADONE	*ÁNGULO GRADONE	RODAPIÉ DECORADO (LEVIGLASS)

## Empaquetado / Packaging / Emballage

Formato	pz/cj	m <sup>2</sup> /cj	cj/pl	m <sup>2</sup> /pl	kg/cj	kg/pl
60x120	2	1.44	32	46.08	34.50	1,129.00
30x60	6	1.08	48	51.84	23.00	1,124.00
90x90	2	1.62	27	43.74	40.00	1,110.00
60x60	4	1.44	30	43.20	30.00	920.00
30x30(7)	11	1.00	42	42.00	23.10	990.20
21x26	8	-	-	-	9.60	-

# TRESANA



LEVIGLASS

Formatos / Sizes / Formats

<b>90x180</b> 35,43"x70,86"		
<b>60x120</b> 23,62"x47,24"		
<b>30x60</b> 11,81"x23,62"	REC.	REC.

<b>45x90</b> 17,71"x35,43"	REC.
-------------------------------	------

<b>120x120</b> 47,24"x47,24"	
---------------------------------	--


<b>75x75</b> 29,53"x29,53"	REC.	REC.
-------------------------------	------	------

<b>90x90</b> 35,43"x35,43"	
-------------------------------	--

<b>60x60</b> 23,62"x23,62"	REC.	REC.
-------------------------------	------	------

<b>30x30 (7x7)</b> 11,81"x11,81"	
-------------------------------------	--

<b>REC. 9x30</b> 3,54"x11,81"
----------------------------------



							PEI 4
● Tresana	Blanco	90x180	Rec.	M168	004.505.0012.00162		
● Tresana	Blanco	60x120	Rec.	M96	004.869.0012.00162		
● Tresana	Blanco	60x120	Rec.	M83	017.869.0012.00162		
● Tresana	Blanco	45x90	Rec.	M65	004.805.0012.00162		
● Tresana	Blanco	45x90	Rec.	M52	017.805.0012.00162		
● Tresana	Blanco	30x60	Rec.	M61	004.450.0012.00162		
● Tresana	Blanco	30x60	Rec.	M48	017.450.0012.00162		
● Tresana	Blanco	120x120	Rec.	M150	004.120.0012.00162		
● Tresana	Blanco	120x120	Rec.	M123	017.120.0012.00162		
● Tresana	Blanco	90x90	Rec.	M88	004.804.0108.00128		
● Tresana	Blanco	90x90	Rec.	M74	017.804.0108.00128		
● Tresana	Blanco	75x75	Rec.	M74	004.875.0012.00162		
● Tresana	Blanco	75x75	Rec.	M61	017.875.0012.00162		
● Tresana	Blanco	60x60	Rec.	M61	004.840.0012.00162		
● Tresana	Blanco	60x60	Rec.	M48	017.840.0012.00162		
● Tresana	Blanco	30x30(7)	Malla	M185	038.590.0012.00162		
● Tresana	Blanco	30x30(7)	Malla	M185	025.590.0012.00162		
● Tresana	Blanco	9x30	Rec.	M136	038.137.0012.00162		
● Tresana	Blanco	9x30	Rec.	M118	041.137.0012.00162		



Pvto. / Floor / Sol: Tresana Blanco 120x120 Leviglass



Rvto. / Wall / Rvrm.: Karelia Mocha 20x120 - Tresana Blanco 60x120 Leviglass  
Pvto. / Floor / Sol: Tresana Blanco 120x120 Leviglass

## Piezas especiales / Special pieces / Pièces especiales

Consultar en página / Consult on page / Consulter en page: 372

*PELDAÑO GRADONE	*ÁNGULO GRADONE	RODAPIÉ DECORADO (LEVIGLASS)	*RODAPIÉ C/ROMO

## Empaquetado / Packaging / Emballage

Formato	pz/cj	m²/cj	cj/pl	m²/pl	kg/cj	kg/pl
90x180	1	1.62	24	38.88	45.50	1,152.00
60x120	2	1.44	32	46.08	34.50	1,129.00
45x90	3	1.21	44	53.24	28.70	1,282.80
30x60	6	1.08	48	51.84	23.00	1,124.00
120x120	1	1.44	36	51.84	38.40	1,422.40
90x90	2	1.62	27	43.74	40.00	1,110.00
75x75	3	1.69	30	50.70	41.20	1,256.00
60x60	4	1.44	30	43.20	30.00	920.00
30x30(7)	11	1.00	42	42.00	23.10	990.20
9x30	40	1.08	48	51.84	25.00	1,220.00

# VENATO



LEVIGLASS

Formatos / Sizes / Formats

**30x60**  
11,81"x23,62"  
REC.

**75x75**  
29,53"x29,53"

REC.

**60x60**  
23,62"x23,62"

REC.

**30x30 (7x7)**  
11,81"x11,81"



PEI 4

- Venato Blanco 30x60 Rec. M61 004.450.0012.02807
- Venato Blanco 75x75 Rec. M74 004.875.0012.02807
- Venato Blanco 60x60 Rec. M61 004.840.0012.02807
- Venato Blanco 60x60 Rec. M48 017.840.0012.02807
- Venato Blanco 30x30(7) Malla M185 038.590.0012.02807
- Venato Blanco 30x30(7) Malla M185 025.590.0012.02807



Pvto. / Wall / Rvtm.: Venato Blanco 30x60 Leviglass - Malla Venato Blanco 30x30 (7x7) Leviglass  
Pvto. / Floor / Sol: Epoca Nuez 22x85

GRES PORCELÁNICO ESMALTADO PULIDO RECTIFICADO · POLISHED GLAZED RECTIFIED PORCELAIN TILES · GRÈS CÉRAME ÉMAILLÉ POLI RECTIFIÉE

LEVIGLASS

GRES PORCELÁNICO ESMALTADO RECTIFICADO · RECTIFIED GLAZED PORCELAIN TILES · GRÈS CÉRAME ÉMAILLÉ RECTIFIÉE

COMPACGLASS

Pvto. / Floor / Sol: Venato Blanco 75x75 Leviglass

## Piezas especiales / Special pieces / Pièces especiales

Consultar en página / Consult on page / Consulter en page: 372

*PELDAÑO GRADONE	*ÁNGULO GRADONE	RODAPIÉ DECORADO (LEVIGLASS)	*RODAPIÉ C/ROMO

## Empaquetado / Packaging / Emballage

Formato	pz/cj	m <sup>2</sup> /cj	cj/pl	m <sup>2</sup> /pl	kg/cj	kg/pl
30x60	6	1.08	48	51.84	23.00	1,124.00
75x75	3	1.69	30	50.70	41.20	1,256.00
60x60	4	1.44	30	43.20	30.00	920.00
30x30(7)	11	1.00	42	42.00	23.10	990.20





# MADERAS

WOOD  
*BOIS*

# BOIS



## Formatos / Sizes / Formats



**15x90**  
5,90"x35,43"



● Bois Antic 15x90 M43 015.793.0203.10853



● Bois Ceniza 15x90 M43 015.793.0019.10853



● Bois Natural 15x90 M43 015.793.0102.10853



● Bois Beige 15x90 M43 015.793.0007.10853



Pvtó. / Floor / Sol: Bois Ceniza 15x90

### Piezas especiales / Special pieces / Pièces especiales

Consultar en página / Consult on page / Consulter en page: 372

*PELDAÑO GRADONE	*ÁNGULO GRADONE	*PELDAÑO RANURADO	*ÁNGULO RANURADO	*RODAPIÉ C/ROMO

### Empaquetado / Packaging / Emballage

Formato	pz/cj	m <sup>2</sup> /cj	cj/pl	m <sup>2</sup> /pl	kg/cj	kg/pl
15x90	8	1.08	40	43.20	24.75	1.010.00



# BOSQUE



Formatos / Sizes / Formats

**22x85**  
8,66"x33,46"

**30x30 (2,5x7)**  
11,81"x11,81"



● Bosque Arena 22x85 M48 015.825.0017.02974   
● Bosque Arena 30x30(2,5x7) Malla P33 025.618.0017.02974



● Bosque Taupe 22x85 M48 015.825.0285.02974   
● Bosque Taupe 30x30(2,5x7) Malla P33 025.618.0285.02974



● Bosque Cenere 22x85 M48 015.825.0274.02974   
● Bosque Cenere 30x30(2,5x7) Malla P33 025.618.0274.02974



● Bosque Argent 22x85 M48 015.825.0135.02974   
● Bosque Argent 30x30(2,5x7) Malla P33 025.618.0135.02974



● Bosque Natura 22x85 M48 015.825.0117.02974   
● Bosque Natura 30x30(2,5x7) Malla P33 025.618.0117.02974



● Bosque Moka 22x85 M48 015.825.0240.02974   
● Bosque Moka 30x30(2,5x7) Malla P33 025.618.0240.02974



Rvto. / Wall / Rvrm.: **Bosque Cenere 22x85**


## Piezas especiales / Special pieces / Pièces especiales

Consultar en página / Consult on page / Consulter en page: 372

*PELDAÑO GRADONE	*ÁNGULO GRADONE	*PELDAÑO RANURADO	*ÁNGULO RANURADO	*RODAPIÉ C/ROMO

## Empaquetado / Packaging / Emballage

Formato	pz/cj	m <sup>2</sup> /cj	cj/pl	m <sup>2</sup> /pl	kg/cj	kg/pl
22x85	9	1.69	45	76.05	31.55	1,439.75
30x30(2,5x7)	11	1.00	48	48.00	20.00	980.00





Formatos / Sizes / Formats


**25x150**  
9,84"x59,05" **REC.**



● Elk White 25x150 Rec. M80 017.285.0108.09739



● Elk Teka 25x150 Rec. M80 017.285.0701.09739



● Elk Taupe 25x150 Rec. M80 017.285.0285.09739



● Elk Wengue 25x150 Rec. M80 017.285.0197.09739



Rvto. / Wall / Rvrm.: Elk Wengue 25x150



**Piezas especiales / Special pieces / Pièces especiales**

Consultar en página / Consult on page / Consulter en page: 372

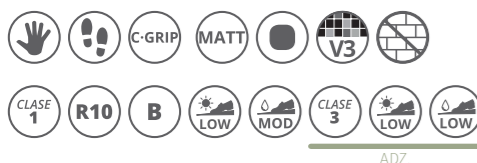
*PELDAÑO GRADONE	*ÁNGULO GRADONE	*PELDAÑO RANURADO	*ÁNGULO RANURADO	*RODAPIÉ C/ROMO

**Empaquetado / Packaging / Emballage**

Formato	pz/cj	m <sup>2</sup> /cj	cj/pl	m <sup>2</sup> /pl	kg/cj	kg/pl
25x150	4	1.50	40	60.00	35.00	1.430.00




# EPOCA



Formatos / Sizes / Formats

**22x85**  
8,66"x33,46"

**30x30 (2,5x7)**  
11,81"x11,81"



● Epoca	Abeto	22x85	M48	015.825.0266.02471	
● Epoca	Abeto	30x30(2,5x7)	Malla P33	025.618.0266.02471	



● Adz Epoca	Nuez	22x85	M52	015.825.0199.02921	
● Epoca	Nuez	22x85	M48	015.825.0199.02471	
● Epoca	Nuez	30x30(2,5x7)	Malla P33	025.618.0199.02471	



● Adz Epoca	Roble	22x85	M52	015.825.0036.02921	
● Epoca	Roble	22x85	M48	015.825.0036.02471	
● Epoca	Roble	30x30(2,5x7)	Malla P33	025.618.0036.02471	



● Adz Epoca	Nogal	22x85	M52	015.825.0034.02921	
● Epoca	Nogal	22x85	M48	015.825.0034.02471	
● Epoca	Nogal	30x30(2,5x7)	Malla P33	025.618.0034.02471	



● Adz Epoca	Teka	22x85	M52	015.825.0701.02921	
● Epoca	Teka	22x85	M48	015.825.0701.02471	
● Epoca	Teka	30x30(2,5x7)	Malla P33	025.618.0701.02471	



Rvto. / Wall / Rvrm.: **Grotto Gris 60x120 Leviglass**  
Pyto. / Floor / Sol: **Epoca Nuez 22x85**



## Piezas especiales / Special pieces / Pièces especiales

Consultar en página / Consult on page / Consulter en page: 372

*PELDAÑO GRADONE	*ÁNGULO GRADONE	*PELDAÑO RANURADO	*ÁNGULO RANURADO	*RODAPIÉ C/ROMO

## Empaquetado / Packaging / Emballage

Formato	pz/cj	m²/cj	cj/pl	m²/pl	kg/cj	kg/pl
22x85	9	1.69	45	76.05	31.55	1,439.75
30x30(2,5x7)	11	1.00	48	48.00	20.00	980.00

# GREENPARK



Formatos / Sizes / Formats

**60,8x60,8**  
23,93"x23,93"



● Greenpark Bone 60,8x60,8 M21 015.440.0413.00697



● Greenpark White 60,8x60,8 M21 015.440.0108.00697



● Greenpark Ash 60,8x60,8 M21 015.440.0344.00697



Pvto. / Floor / Sol: **Greenpark Bone 60,8x60,8**



Rvto. / Wall / Rvtrn.: **Greenpark Ash 60,8x60,8**



**Empaquetado / Packaging / Emballage**

Formato	pz/cj	m <sup>2</sup> /cj	cj/pl	m <sup>2</sup> /pl	kg/cj	kg/pl
60,8x60,8	4	1,48	30	44,40	31,00	950,00

# GREENWICH



Formatos / Sizes / Formats

**20x120**  
7,87"x47,24" **REC.**



● Greenwich Argent 20x120 Rec. M57 017.871.0135.02871



● Greenwich Cenere 20x120 Rec. M57 017.871.0274.02871



● Greenwich Taupe 20x120 Rec. M57 017.871.0285.02871



● Greenwich Cherry 20x120 Rec. M57 017.871.0243.02871



Pvto. / Floor / Sol: Greenwich Cenere 20x120



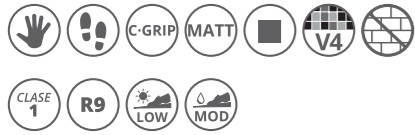
### Piezas especiales / Special pieces / Pièces especiales

Consultar en página / Consult on page / Consulter en page: 372

*PELDAÑO GRADONE	*ÁNGULO GRADONE	*PELDAÑO RANURADO	*ÁNGULO RANURADO	*RODAPIÉ C/ROMO

### Empaquetado / Packaging / Emballage

Formato	pz/cj	m <sup>2</sup> /cj	cj/pl	m <sup>2</sup> /pl	kg/cj	kg/pl
20x120	6	1,44	44	63,36	32,20	1,436,80



Formatos / Sizes / Formats

**120x120**  
47,24"x47,24"

REC.



● Inza Linen 120x120 Rec. M119 017.120.0313.09720



● Inza Wheat 120x120 Rec. M119 017.120.0208.09720



● Inza Almond 120x120 Rec. M119 017.120.0097.09720



● Inza Nut 120x120 Rec. M119 017.120.0310.09720



● Inza Noce 120x120 Rec. M119 017.120.0160.09720



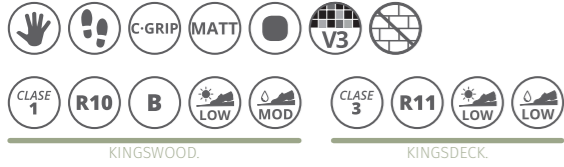
Pvto. / Floor / Sol: Inza Almond 120x120



**Empaquetado / Packaging / Emballage**

Formato	pz/cj	m <sup>2</sup> /cj	cj/pl	m <sup>2</sup> /pl	kg/cj	kg/pl
120x120	1	1,44	36	51,84	38,40	1,422,40

# KINGSWOOD-KINGSDECK



Formatos / Sizes / Formats

**22x85**  
8,66"x33,46"

**30x30 (2,5x7)**  
11,81"x11,81"



● Kingswood Musgo 22x85 M48 015.825.0805.02813  
● Kingswood Musgo 30x30(2,5x7) Malla P33 025.618.0805.02813




● Kingswood Natural 22x85 M48 015.825.0102.02813  
● Kingswood Natural 30x30(2,5x7) Malla P33 025.618.0102.02813



● Kingswood Magma 22x85 M48 015.825.0249.02813  
● Kingswood Magma 30x30(2,5x7) Malla P33 025.618.0249.02813



● Kingswood Oxid 22x85 M48 015.825.0231.02813  
● Kingswood Oxid 30x30(2,5x7) Malla P33 025.618.0231.02813



● Kingswood Argent 22x85 M48 015.825.0135.02813  
● Kingswood Argent 30x30(2,5x7) Malla P33 025.618.0135.02813



● Kingsdeck Musgo 22x85 M48 015.825.0805.02815



● Kingsdeck Natural 22x85 M48 015.825.0102.02815



● Kingsdeck Magma 22x85 M48 015.825.0102.02815



● Kingsdeck Oxid 22x85 M48 015.825.0231.02815



● Kingsdeck Argent 22x85 M48 015.825.0135.02815



Pvto. / Floor / Sol: Kingsdeck Natural 22x85

Pvto. / Floor / Sol: Kingswood Natural 22x85

**Piezas especiales / Special pieces / Pièces especiales (No Rlv.)**

Consultar en página / Consult on page / Consulter en page: 372

*PELDAÑO GRADONE	*ÁNGULO GRADONE	*PELDAÑO RANURADO	*ÁNGULO RANURADO	*RODAPIÉ C/ROMO

**Empaquetado / Packaging / Emballage**

Formato	pz/cj	m <sup>2</sup> /cj	cj/pl	m <sup>2</sup> /pl	kg/cj	kg/pl
22x85	9	1.69	45	76.05	31.55	1,439.75
30x30(2,5x7)	11	1.00	48	48.00	20.00	980.00



# NERA



Formatos / Sizes / Formats

**25x150**  
9,84"x59,05" **REC.**



● Nera Arce 25x150 Rec. M80 017.285.0198.09740



● Nera Haya 25x150 Rec. M80 017.285.0165.09740



● Nera Abeto 25x150 Rec. M80 017.285.0266.09740



● Nera Roble 25x150 Rec. M80 017.285.0036.09740



● Nera Nogal 25x150 Rec. M80 017.285.0034.09740



Pvto. / Floor / Sol: Nera Roble 25x150



### Piezas especiales / Special pieces / Pièces especiales

Consultar en página / Consult on page / Consulter en page: 372

*PELDAÑO GRADONE	*ÁNGULO GRADONE	*PELDAÑO RANURADO	*ÁNGULO RANURADO	*RODAPIÉ C/ROMO

### Empaquetado / Packaging / Emballage

Formato	pz/cj	m <sup>2</sup> /cj	cj/pl	m <sup>2</sup> /pl	kg/cj	kg/pl
25x150	4	1.50	40	60.00	35.00	1.430.00

# OLDMANOR



Formatos / Sizes / Formats

**25x150**  
9,84"x59,05" **REC.**

**20x120**  
7,87"x47,24" **REC.**




● Oldmanor	Nacar	25x150	Rec.	M80	017.285.0030.01406	
● Oldmanor	Nacar	20x120	Rec.	M57	017.871.0030.01406	




● Oldmanor	Arena	25x150	Rec.	M80	017.285.0017.01406	
● Oldmanor	Arena	20x120	Rec.	M57	017.871.0017.01406	



● Oldmanor	Ambar	25x150	Rec.	M80	017.285.0126.01406	
● Oldmanor	Ambar	20x120	Rec.	M57	017.871.0126.01406	



● Oldmanor	Tabaco	25x150	Rec.	M80	017.285.0113.01406	
● Oldmanor	Tabaco	20x120	Rec.	M57	017.871.0113.01406	



● Oldmanor	Cuero	25x150	Rec.	M80	017.285.0022.01406	
● Oldmanor	Cuero	20x120	Rec.	M57	017.871.0022.01406	



Pvto. / Floor / Sol: **Oldmanor Ambar 25x150**



## Piezas especiales / Special pieces / Pièces especiales

Consultar en página / Consult on page / Consulter en page: 372

*PELDAÑO GRADONE	*ÁNGULO GRADONE	*PELDAÑO RANURADO	*ÁNGULO RANURADO	*RODAPIÉ C/ROMO

## Empaquetado / Packaging / Emballage

Formato	pz/cj	m <sup>2</sup> /cj	cj/pl	m <sup>2</sup> /pl	kg/cj	kg/pl
25x150	4	1.50	40	60.00	35.00	1,430.00
20x120	6	1.44	44	63.36	32.20	1,436.80

# OLDMANOR



Formatos / Sizes / Formats

**90x90**  
35,43"x35,43"  
**REC.**



● Oldmanor Clásico 90x90 Rec. M75 017.804.0299.01406



● Oldmanor Light 90x90 Rec. M75 017.804.0204.01406



● Oldmanor Dark 90x90 Rec. M75 017.804.0184.01406



Pvto. / Floor / Sol: Oldmanor Clásico 90x90



**Empaquetado / Packaging / Emballage**

Formato	pz/cj	m <sup>2</sup> /cj	cj/pl	m <sup>2</sup> /pl	kg/cj	kg/pl
90x90	2	1,62	27	43,74	40,00	1,110,00



# ROVERE



Formatos / Sizes / Formats

**25x150**  
9,84"x59,05" **REC.**

**20x120**  
7,87"x47,24" **REC.**



● Rovere	Desert	25x150	Rec.	M80	017.285.0364.09741	
● Rovere	Desert	20x120	Rec.	M57	017.871.0364.09741	



● Rovere	Bark	25x150	Rec.	M80	017.285.0476.09741	
● Rovere	Bark	20x120	Rec.	M57	017.871.0476.09741	



● Rovere	Honey	25x150	Rec.	M80	017.285.0358.09741	
● Rovere	Honey	20x120	Rec.	M57	017.871.0358.09741	



● Rovere	Brown	25x150	Rec.	M80	017.285.0109.09741	
● Rovere	Brown	20x120	Rec.	M57	017.871.0109.09741	



### Peldaño Extrusionado Rovere

● Desert	32x120	Rec.	P245	041.421.0364.09741	
● Bark	32x120	Rec.	P245	041.421.0476.09741	
● Honey	32x120	Rec.	P245	041.421.0358.09741	
● Brown	32x120	Rec.	P245	041.421.0109.09741	

### Pd. Ag. Ángulo Remate Rovere

● Desert	3x32	Rec.	P42	041.881.0364.09741	
● Bark	3x32	Rec.	P42	041.881.0476.09741	
● Honey	3x32	Rec.	P42	041.881.0358.09741	
● Brown	3x32	Rec.	P42	041.881.0109.09741	



Rvto. / Wall / Rvtm.: **Cromat Mareno 120x120 Rectificado**  
Pvto. / Floor / Sol: **Rovere Bark 25x150**

### Piezas especiales / Special pieces / Pièces especiales

Consultar en página / Consult on page / Consulter en page: 372

*PELDAÑO GRADONE	*ÁNGULO GRADONE	*PELDAÑO RANURADO	*ÁNGULO RANURADO	*PELDAÑO EXTRUSIONADO	*TAPA REMATE-ÁNGULO DERECHO/IZQUIERDO	*RODAPIÉ C/ROMO

### Empaquetado / Packaging / Emballage

Formato	pz/cj	m <sup>2</sup> /cj	cj/pl	m <sup>2</sup> /pl	kg/cj	kg/pl
25x150	4	1.50	40	60.00	35.00	1.430.00
20x120	6	1.44	44	63.36	32.20	1.436.80
32x120	2	-	-	-	22.00	-
3x32	37	-	-	-	7.00	-

# SONOMA

DECORSTONE  
GRES PORCELÁNICO RECTIFICADO · RECTIFIED PORCELAIN TILES · GRÈS CÉRAMÉ RECTIFIÉE

COMPACTTO PEDRA  
GRES PORCELÁNICO / GRES PORCELÁNICO RECTIFICADO · PORCELAIN TILES / RECTIFIED PORCELAIN TILES · GRÈS CÉRAMÉ / GRÈS CÉRAMÉ RECTIFIÉE



Formatos / Sizes / Formats

**30x180**  
11,81"x70,86"  
**REC.**

**30,5x121 (20 mm)**  
12,01"x47,64"


**22,5x180**  
8,85"x70,86"  
**REC.**

**30x120,5 (20 mm)**  
11,81"x47,44"  
**REC.**

**20x120**  
7,87"x47,24"  
**REC.**



● Sonoma	Nordic	30x180	Rec.	M123	017.229.0341.00323	
● Sonoma	Nordic	22,5x180	Rec.	M123	017.220.0341.00323	
● Sonoma	Nordic	20x120	Rec.	M57	017.871.0341.00323	
● Sonoma	Nordic	30,5x121 (20 mm)		M123	011.295.0341.00323	
● Sonoma	Nordic	30x120,5 (20 mm)	Rec.	M150	035.700.0341.00323	



● Sonoma	Cognac	30x180	Rec.	M123	017.229.0342.00323	
● Sonoma	Cognac	22,5x180	Rec.	M123	017.220.0342.00323	
● Sonoma	Cognac	20x120	Rec.	M57	017.871.0342.00323	
● Sonoma	Cognac	30,5x121 (20 mm)		M123	011.295.0342.00323	
● Sonoma	Cognac	30x120,5 (20 mm)	Rec.	M150	035.700.0342.00323	



● Sonoma	Honey	30x180	Rec.	M123	017.229.0358.00323	
● Sonoma	Honey	22,5x180	Rec.	M123	017.220.0358.00323	
● Sonoma	Honey	20x120	Rec.	M57	017.871.0358.00323	
● Sonoma	Honey	30,5x121 (20 mm)		M123	011.295.0358.00323	
● Sonoma	Honey	30x120,5 (20 mm)	Rec.	M150	035.700.0358.00323	



Pvto. / Floor / Sol: Sonoma Nordic 22,5x180

## Piezas especiales / Special pieces / Pièces especiales

Consultar en página / Consult on page / Consulter en page: 372

*PELDAÑO GRADONE	*ÁNGULO GRADONE	*PELDAÑO RANURADO	*ÁNGULO RANURADO	*PELDAÑO EXTRUSIONADO	*TAPA REMATE-ÁNGULO DERECHO/IZQUIERDO	*RODAPIÉ C/ROMO

## Empaquetado / Packaging / Emballage

Formato	pz/cj	m <sup>2</sup> /cj	cj/pl	m <sup>2</sup> /pl	kg/cj	kg/pl
30x180	3	1.62	30	48.60	45.00	1.410.00
22,5x180	3	1.21	40	48.40	34.00	1.420.00
20x120	6	1.44	44	63.36	32.20	1.436.80
30,5x121 (20 mm)	2	0.74	30	22.20	35.47	1.084.10
30x120,5 (20 mm)	2	0.72	30	21.60	32.80	1.004.00






# HIDRÁULICOS ART

# ART




Formatos / Sizes / Formats


**22,3x22,3**  
8,78"x8,78"



● Art Blanco 22,3x22,3 M52 015.826.0012.00497



● Art Gris 22,3x22,3 M52 015.826.0002.00497



● Art Marengo 22,3x22,3 M52 015.826.0028.00497



Pvto. / Floor / Sol: Art Marengo 22,3x22,3 - Art Gris 22,3x22,3



**Empaquetado / Packaging / Emballage**

Formato	pz/cj	m <sup>2</sup> /cj	cj/pl	m <sup>2</sup> /pl	kg/cj	kg/pl
22,3x22,3	20	1,00	45	45,00	24,00	1,100,00


# CASSATT

COMPACGLASS  
GRES PORCELÁNICO ESMALTADO · GLAZED PORCELAIN TILES · GRÈS CÉRAMÉ ÉMAILLÉ



Formatos / Sizes / Formats

**22,3x22,3**  
8,78"x8,78"



● Cassatt 22,3x22,3 M52 015.826.0001.00481


# CEZZANE

COMPACGLASS  
GRES PORCELÁNICO ESMALTADO · GLAZED PORCELAIN TILES · GRÈS CÉRAMÉ ÉMAILLÉ



Formatos / Sizes / Formats

**22,3x22,3**  
8,78"x8,78"



● Cezzane 22,3x22,3 M52 015.826.0001.00495



Pvto. / Floor / Sol: Cassatt 22,3x22,3 - Art Blanco 22,3x22,3



Pvto. / Wall / Rvto: Konzept Desert 30x60 - Cezzane 22,3x22,3  
Pvto. / Floor / Sol: Cezzane 22,3x22,3



Empaquetado / Packaging / Emballage

Formato	pz/cj	m <sup>2</sup> /cj	cj/pl	m <sup>2</sup> /pl	kg/cj	kg/pl
22,3x22,3	20	1.00	45	45.00	24.00	1.100.00



Empaquetado / Packaging / Emballage

Formato	pz/cj	m <sup>2</sup> /cj	cj/pl	m <sup>2</sup> /pl	kg/cj	kg/pl
22,3x22,3	20	1.00	45	45.00	24.00	1.100.00

# COROT

COMPACGLASS  
GRES PORCELÁNICO ESMALTADO · GLAZED PORCELAIN TILES · GRÈS CÉRAME ÉMAILLÉ



Formatos / Sizes / Formats

22,3x22,3  
8,78"x8,78"



● Corot 22,3x22,3 M52 015.826.0001.00487

# DEGAS

COMPACGLASS  
GRES PORCELÁNICO ESMALTADO · GLAZED PORCELAIN TILES · GRÈS CÉRAME ÉMAILLÉ



Formatos / Sizes / Formats

22,3x22,3  
8,78"x8,78"



● Degas Blanco 22,3x22,3 M52 015.826.0012.02601 ● Degas Negro 22,3x22,3 M52 015.826.0003.02601



Pvto. / Floor / Sol: Corot 22,3x22,3 - Art Blanco 22,3x22,3 - Bosque Arena 22x85



Pvto. / Floor / Sol: Degas Blanco 22,3x22,3 - Degas Negro 22,3x22,3 - Art Gris 22,3x22,3



### Empaquetado / Packaging / Emballage

Formato	pz/cj	m <sup>2</sup> /cj	cj/pl	m <sup>2</sup> /pl	kg/cj	kg/pl
22,3x22,3	20	1.00	45	45.00	24.00	1.100.00



### Empaquetado / Packaging / Emballage

Formato	pz/cj	m <sup>2</sup> /cj	cj/pl	m <sup>2</sup> /pl	kg/cj	kg/pl
22,3x22,3	20	1.00	45	45.00	24.00	1.100.00


# GAUGUIN

COMPACGLASS  
GRES PORCELÁNICO ESMALTADO · GLAZED PORCELAIN TILES · GRÈS CÉRAMÉ ÉMAILLÉ



Formatos / Sizes / Formats

**22,3x22,3**  
8,78"x8,78"



● Gauguin 22,3x22,3 M52 015.826.0001.00486



Rvto. / Wall / Rvrm.: **Gauguin 22,3x22,3**  
Pvto. / Floor / Sol: **Kingswood Oxid. 22x85**



### Empaquetado / Packaging / Emballage

Formato	pz/cj	m <sup>2</sup> /cj	cj/pl	m <sup>2</sup> /pl	kg/cj	kg/pl
22,3x22,3	20	1.00	45	45.00	24.00	1.100.00


# LEPIC

COMPACGLASS  
GRES PORCELÁNICO ESMALTADO · GLAZED PORCELAIN TILES · GRÈS CÉRAMÉ ÉMAILLÉ



Formatos / Sizes / Formats

**22,3x22,3**  
8,78"x8,78"



● Lepic 22,3x22,3 M52 015.826.0001.00484



Rvto. / Wall / Rvrm.: **Essen Gris 45x90** – Rlv. **Essen Gris 45x90** – **Lepic 22,3x22,3**  
Pvto. / Floor / Sol: **Lepic 22,3x22,3**

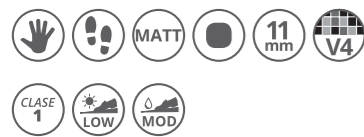


### Empaquetado / Packaging / Emballage

Formato	pz/cj	m <sup>2</sup> /cj	cj/pl	m <sup>2</sup> /pl	kg/cj	kg/pl
22,3x22,3	20	1.00	45	45.00	24.00	1.100.00

# MONET

COMPACGLASS  
GRES PORCELÁNICO ESMALTADO · GLAZED PORCELAIN TILES · GRÈS CÉRAMÉ ÉMAILLÉ



Formatos / Sizes / Formats

**22,3x22,3**  
8,78"x8,78"



● Monet 22,3x22,3 M52 015.826.0001.02600



Rvto. / Wall / Rvtrn.: Brickwall Blanco 7x28 - Tripoli Blanco 25x75  
Pvto. / Floor / Sol: Monet 22,3x22,3 - Bosque Arena 22x85



Empaquetado / Packaging / Emballage

Formato	pz/cj	m <sup>2</sup> /cj	cj/pl	m <sup>2</sup> /pl	kg/cj	kg/pl
22,3x22,3	20	1.00	45	45.00	24.00	1.100.00

# RENOIR

COMPACGLASS  
GRES PORCELÁNICO ESMALTADO · GLAZED PORCELAIN TILES · GRÈS CÉRAMÉ ÉMAILLÉ



Formatos / Sizes / Formats

**22,3x22,3**  
8,78"x8,78"



● Renoir 22,3x22,3 M52 015.826.0001.02604



Pvto. / Floor / Sol: Renoir 22,3x22,3 - Bosque Arena 22x85



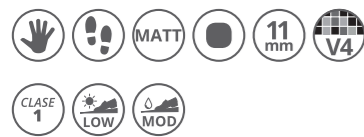
Empaquetado / Packaging / Emballage

Formato	pz/cj	m <sup>2</sup> /cj	cj/pl	m <sup>2</sup> /pl	kg/cj	kg/pl
22,3x22,3	20	1.00	45	45.00	24.00	1.100.00




# RODIN

COMPACGLASS  
GRES PORCELÁNICO ESMALTADO · GLAZED PORCELAIN TILES · GRÈS CÉRAME ÉMAILLÉ



Formatos / Sizes / Formats

**22,3x22,3**  
8,78"x8,78"



● Rodin 22,3x22,3 M52 015.826.0001.02602

# SEURAT

COMPACGLASS  
GRES PORCELÁNICO ESMALTADO · GLAZED PORCELAIN TILES · GRÈS CÉRAME ÉMAILLÉ



Formatos / Sizes / Formats

**22,3x22,3**  
8,78"x8,78"



● Seurat 22,3x22,3 M52 015.826.0001.00483



Rvto. / Wall / Rvrm. **Elgin Perla 45x90 - Epoca Nuez 22x85**  
Pvto. / Floor / Sol. **Rodin 22,3x22,3**



Rvto. / Wall / Rvrm. **Art Blanco 22,3x22,3 - Art Gris 22,3x22,3**  
Pvto. / Floor / Sol. **Seurat 22,3x22,3**



Empaquetado / Packaging / Emballage

Formato	pz/cj	m <sup>2</sup> /cj	cj/pl	m <sup>2</sup> /pl	kg/cj	kg/pl
22,3x22,3	20	1.00	45	45.00	24.00	1.100.00



Empaquetado / Packaging / Emballage

Formato	pz/cj	m <sup>2</sup> /cj	cj/pl	m <sup>2</sup> /pl	kg/cj	kg/pl
22,3x22,3	20	1.00	45	45.00	24.00	1.100.00

# SIGNAC

COMPACGLASS  
GRES PORCELÁNICO ESMALTADO · GLAZED PORCELAIN TILES · GRÈS CÉRAME ÉMAILLÉ



Formatos / Sizes / Formats

**22,3x22,3**  
8,78"x8,78"



● Signac 22,3x22,3 M52 015.826.0001.00482



Pvto. / Wall / Rvfm.: **Brickwall Blanco 7x28**  
Pvto. / Floor / Sol: **Signac 22,3x22,3**



**Empaquetado / Packaging / Emballage**

Formato	pz/cj	m <sup>2</sup> /cj	cj/pl	m <sup>2</sup> /pl	kg/cj	kg/pl
22,3x22,3	20	1.00	45	45.00	24.00	1.100.00

# SYSLEY

COMPACGLASS  
GRES PORCELÁNICO ESMALTADO · GLAZED PORCELAIN TILES · GRÈS CÉRAME ÉMAILLÉ



Formatos / Sizes / Formats

**22,3x22,3**  
8,78"x8,78"



● Sysley 22,3x22,3 M52 015.826.0001.02603



Pvto. / Wall / Rvfm.: **Eaton Coal 30,3x61,3 - Art Blanco 22,3x22,3**  
Pvto. / Floor / Sol: **Sysley 22,3x22,3**



**Empaquetado / Packaging / Emballage**

Formato	pz/cj	m <sup>2</sup> /cj	cj/pl	m <sup>2</sup> /pl	kg/cj	kg/pl
22,3x22,3	20	1.00	45	45.00	24.00	1.100.00

An abstract black and white artwork featuring layered textures and brushstrokes. The composition is split vertically, with a dark, almost black left side and a lighter, greyish right side. The left side shows thick, dark brushstrokes and a prominent, light-colored, layered structure that resembles a cross-section of a material or a biological form. The right side consists of more fluid, horizontal brushstrokes in various shades of grey. The overall effect is one of depth and complexity.

# HIDRÁULICOS ARTSTRACT

# ARTSTRACT

COMPACGLASS  
GRES PORCELÁNICO ESMALTADO · GLAZED PORCELAIN TILES · GRÉS CÉRAME ÉMAILLÉ



Formatos / Sizes / Formats

22,3x22,3  
8,78"x8,78"




● Artstrack Ash 22,3x22,3 M52 015.826.0344.07409



● Artstrack Neutro 22,3x22,3 M52 015.826.0260.07409



● Artstrack Cementgrey 22,3x22,3 M52 015.826.0366.07409



Pvto. / Floor / Sol: Diamond Navi 22,3x22,3 - Artstrack Neutro 22,3x22,3



Pvto. / Floor / Sol: Diagonals Navi 22,3x22,3 - Artstrack Ash 22,3x22,3



## Empaquetado / Packaging / Emballage

Formato	pz/cj	m <sup>2</sup> /cj	cj/pl	m <sup>2</sup> /pl	kg/cj	kg/pl
22,3x22,3	20	1,00	45	45,00	24,00	1,100,00

# DIAGONALS



Formatos / Sizes / Formats

**22,3x22,3**  
8,78"x8,78"




● Diagonals Ash 22,3x22,3 M52 015.826.0344.07408




● Diagonals Navi 22,3x22,3 M52 015.826.0118.07408



Rvto. / Wall / Rvrm.: Diagonals Sage 22,3x22,3 - Cromat Perla 30x60  
Pvto. / Floor / Sol: Diagonals Sage 22,3x22,3



● Diagonals Sage 22,3x22,3 M52 015.826.0346.07408



● Diagonals Ocre 22,3x22,3 M52 015.826.0052.07408

COLOCACIONES / LAYOUTS / POSES



Rvto. / Wall / Rvrm.: Diagonals Ash 22,3x22,3  
Pvto. / Floor / Sol: Karelia Mocha 22,5x180 - Diagonals Ash 22,3x22,3



Empaquetado / Packaging / Emballage

Formato	pz/cj	m <sup>2</sup> /cj	cj/pl	m <sup>2</sup> /pl	kg/cj	kg/pl
22,3x22,3	20	1.00	45	45.00	24.00	1.100.00

# DIAMOND



Formatos / Sizes / Formats

**22,3x22,3**  
8,78"x8,78"



Pvto. / Floor / Sol: **Diamond Navi 22,3x22,3**



Rvto. / Wall / Rvrm. : **Artstract Neutro 22,3x22,3 - Elk Teka 25x150**  
Pvto. / Floor / Sol: **Artstract Cementgrey 22,3x22,3 - Diamond Sage 22,3x22,3**



● **Diamond Navi** 22,3x22,3 M52 015.826.0118.07410



● **Diamond Sage** 22,3x22,3 M52 015.826.0346.07410



● **Diamond Ocre** 22,3x22,3 M52 015.826.0052.07410

COLOCACIONES / LAYOUTS / POSES



**Empaquetado / Packaging / Emballage**

Formato	pz/cj	m <sup>2</sup> /cj	cj/pl	m <sup>2</sup> /pl	kg/cj	kg/pl
22,3x22,3	20	1,00	45	45,00	24,00	1.100,00

The background of the entire page is a detailed, grayscale image of marbled paper. The pattern consists of intricate, swirling, and layered lines of varying shades of gray, creating a complex, organic texture. The lines flow across the page, with some areas appearing more densely packed than others, giving it a sense of depth and movement.


# REVESTIMIENTO PASTA BLANCA

WHITE BODY WALL TILES  
*REVÊTEMENT PÂTE BLANCHE*




Formatos / Sizes / Formats

**30x90**  
11,81"x35,43"  
**REC.**



● Adair Blanco 30x90 Rec. M48 031.872.0012.00084



● Adair Tortora 30x90 Rec. M48 031.872.0297.00084



● Rlv. Adair Mix 30x90 Rec. M48 031.872.0100.00067



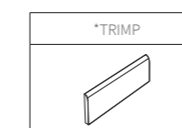
● Mold. Metal Brillo 1,5x90 P33 032.007.0804.01211



Rvto. / Wall / Rvtm.: **Rlv. Adair Mix 30x90 - Adair Tortora 30x90**  
Pvto. / Floor / Sol: **Wood Desert 20x120**

**Piezas especiales** / Special pieces / Pieces especiales (No Rlv.)

Consultar en página / Consult on page / Consulter en page: 372



**Empaquetado** / Packaging / Emballage

Formato	pz/cj	m <sup>2</sup> /cj	cj/pl	m <sup>2</sup> /pl	kg/cj	kg/pl
30x90	4	1.08	64	69.12	18.75	1,220.00
1,5x90	21	-	-	-	5.50	-






# AGERI




Formatos / Sizes / Formats


**33,3x100**  
13,11"x39,37"  
REC.



• Ageri Blanco 33,3x100 Rec. M48 031.627.0012.02566



• Ageri Ceniza 33,3x100 Rec. M48 031.627.0019.02566



• Ageri Taupe 33,3x100 Rec. M48 031.627.0285.02566



• Mold. Metal Brillo 1,5x100 P30 032.430.0804.01211




• Mold. Metal Mate 1,5x100 P30 032.430.0803.01211



• Rlv. Ageri Azul 33,3x100 Rec. M48 031.627.0004.04726



• Alessia Perla 33,3x100 Rec. M48 031.627.0037.09865



• Alessia Crema 33,3x100 Rec. M48 031.627.0096.09865



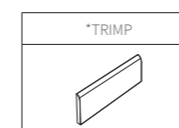
• Mold. Metal Bronce Brillo 1,5x100 P34 032.430.0336.01211



Rvto. / Wall / Rvtrm.: **Ageri Blanco 33,3x100 - Rlv. Ageri Azul 33,3x100**  
Pvto. / Floor / Sol.: **Oldmanor Tabaco 25x150**

## Piezas especiales / Special pieces / Pièces especiales (No Rlv. / No Dec.)

Consultar en página / Consult on page / Consulter en page: 372



## Empaquetado / Packaging / Emballage

Formato	pz/cj	m <sup>2</sup> /cj	cj/pl	m <sup>2</sup> /pl	kg/cj	kg/pl
33,3x100	6	2.00	48	96.00	24.00	1,174.00
1,5x100	12	-	-	-	2.60	-



# AGERI/PIETRA RIGHE

**NEW  
2022**

PASTA BLANCA  
REVESTIMIENTO PASTA BLANCA RECTIFICADA · RECTIFIED WHITE BODY WALL TILES · REVÊTEMENT PÂTE BLANCHE RECTIFIÉE



Formatos / Sizes / Formats


**33,3x100**  
13,11"x39,37"  
REC.



• Ageri Blanco 33,3x100 Rec. M48 031.627.0012.02566



• Ageri Ceniza 33,3x100 Rec. M48 031.627.0019.02566



• Ageri Taupe 33,3x100 Rec. M48 031.627.0285.02566



• Mold. Metal Brillo 1,5x100 P30 032.430.0804.01211



• Mold. Metal Mate 1,5x100 P30 032.430.0803.01211



• Ageri Pietra Blanco 33,3x100 Rec. M48 031.627.0012.10579



• Pietra Righe Perla 33,3x100 Rec. M48 031.627.0037.10580



• Pietra Righe Crema 33,3x100 Rec. M48 031.627.0096.10580



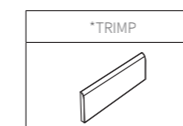
• Mold. Metal Bronce Brillo 1,5x100 P34 032.430.0336.01211



Rvto. / Wall / Rvtrm.: **Ageri Ceniza 33,3x100 - Pietra Righe Perla 33,3x100**  
Pvto. / Floor / Sol: **Oldmanor Ambar 25x150**

**Piezas especiales** / Special pieces / Pièces especiales (No Rlv. / No Dec.)

Consultar en página / Consult on page / Consulter en page: 372



**Empaquetado** / Packaging / Emballage

Formato	pz/cj	m <sup>2</sup> /cj	cj/pl	m <sup>2</sup> /pl	kg/cj	kg/pl
33,3x100	6	2.00	48	96.00	24.00	1.174.00
1,5x100	12	-	-	-	2.60	-






Formatos / Sizes / Formats

**30x90**  
11,81"x35,43"  
**REC.**



• Ahar Blanco 30x90 Rec. M48 031.872.0012.00039



• Ahar Arena 30x90 Rec. M48 031.872.0017.00039



• Rlv. Ahar Clasico 30x90 Rec. M48 031.872.0299.00040



• Mold. Metal Brillo 1,5x90 P33 032.007.0804.01211



Rvto. / Wall / Rvtm.: Rlv. Ahar Clasico 30x90 - Ahar Blanco 30x90



**Empaquetado / Packaging / Emballage**

Formato	pz/cj	m <sup>2</sup> /cj	cj/pl	m <sup>2</sup> /pl	kg/cj	kg/pl
30x90	4	1.08	64	69.12	18.75	1,220.00
1,5x90	21	-	-	-	5.50	-

# ALBION




Formatos / Sizes / Formats

**30x90**  
11,81"x35,43"  
**REC.**



Albion Blanco 30x90 Rec. M48 031.872.0012.00083



Albion Tortora 30x90 Rec. M48 031.872.0297.00083



Rlv. Albion Mix 30x90 Rec. M48 031.872.0100.00094

Mold. Metal Brillo 1,5x90 P33 032.007.0804.01211



Rvto. / Wall / Rvtm.: **Rlv. Albion Mix 30x90 - Albion Blanco 30x90**  
Pvto. / Floor / Sol: **Wood Moka 20x120**



**Empaquetado / Packaging / Emballage**

Formato	pz/cj	m <sup>2</sup> /cj	cj/pl	m <sup>2</sup> /pl	kg/cj	kg/pl
30x90	4	1.08	64	69.12	18.75	1,220.00
1,5x90	21	-	-	-	5.50	-



Formatos / Sizes / Formats


**25x75**  
9,84"x29,53"



● Anza Gris 25x75 M30 027.725.0002.01004



● Anza Blanco 25x75 M30 027.725.0012.01004



● Anza Taupe 25x75 M30 027.725.0285.01004



● Rlv. Anza Mix 25x75 M30 027.725.0100.00065



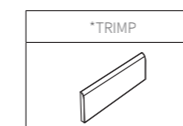
● Mold. Metal Plata Mate 2x75 P28 028.719.0803.02466



Rvto. / Wall / Rvto.: Anza Gris 25x75 - Anza Blanco 25x75 - Rlv. Anza Mix 25x75  
Pvto. / Floor / Sol: Konzept Taupe 60x60

**Piezas especiales / Special pieces / Pièces especiales (No Rlv.)**

Consultar en página / Consult on page / Consulter en page: 372



**Empaquetado / Packaging / Emballage**

Formato	pz/cj	m <sup>2</sup> /cj	cj/pl	m <sup>2</sup> /pl	kg/cj	kg/pl
25x75	7	1.31	48	62.88	20.50	1,004.00
2x75	21	-	-	-	5.76	-





Formatos / Sizes / Formats

**30x90**  
11,81"x35,43"  
**REC.**



• Atka Blanco 30x90 Rec. M48 031.872.0012.00082




• Rlv. Atka Blanco 30x90 Rec. M48 031.872.0012.00068

• Mold. Metal Brillo 1,5x90 P33 032.007.0804.01211



Variación Cromática / Colour Variation / Variation Chromatique



Empaquetado / Packaging / Emballage

Formato	pz/cj	m²/cj	cj/pl	m²/pl	kg/cj	kg/pl
30x90	4	1.08	64	69.12	18.75	1,220.00
1,5x90	21	-	-	-	5.50	-

# BINTAN



Formatos / Sizes / Formats

**30x90**  
11,81"x35,43"  
**REC.**



• Bintan Neutro 30x90 Rec. M48 031.872.0260.09617



• Bintan Perla 30x90 Rec. M48 031.872.0037.09617



• Bintan Gris 30x90 Rec. M48 031.872.0002.09617



• Rlv. Bintan Mix 30x90 Rec. M48 031.872.0100.09618




• Rlv. Barat Mix 30x90 Rec. M48 031.872.0100.09746



• Mold. Metal Brillo 1,5x90 P33 032.007.0804.01211



Rvto. / Wall / Rvtm.: **Bintan Neutro 30x90 - Rlv. Bintan Mix 30x90**  
Pvto. / Floor / Sol: **Essen Gris 60,8x60,8**



Rvto. / Wall / Rvtm.: **Bintan Gris 30x90 - Bintan Neutro 30x90 - Mold. Metal Brillo 1,5x90**



## Empaquetado / Packaging / Emballage

Formato	pz/cj	m <sup>2</sup> /cj	cj/pl	m <sup>2</sup> /pl	kg/cj	kg/pl
30x90	4	1.08	64	69.12	18.75	1,220.00
1,5x90	21	-	-	-	5.50	-


# BOLSENA - VICO - PONTESEI



Formatos / Sizes / Formats

**30x90**  
11,81"x35,43"  
REC.


**31,5x34**  
12,40"x13,38"



• Bolsena Blanco 30x90 Rec. M48 031.872.0012.00311




• Rlv. Bolsena Blanco 30x90 Rec. M48 031.872.0012.00318



• Vico Nacar 30x90 Rec. M48 031.872.0030.00305



• Rlv. Vico Nacar 30x90 Rec. M48 031.872.0030.00314



• Pontesei Negro 30x90 Rec. M48 031.872.0003.00313



• Rlv. Pontesei Negro 30x90 Rec. M48 031.872.0003.00371

• Mold. Metal Brillo 1,5x90 P33 032.007.0804.01211



• Malla Vogue Blanco 31,5x34 P30 028.204.0012.00572



• Malla Vogue Nacar 31,5x34 P30 028.204.0030.00572



• Malla Vogue Negro 31,5x34 P30 028.204.0003.00572



Rvto. / Wall / Rvrm.: Rlv. Pontesei Negro 30x90 - Bolsena Blanco 30x90



## Empaquetado / Packaging / Emballage

Formato	pz/cj	m <sup>2</sup> /cj	cj/pl	m <sup>2</sup> /pl	kg/cj	kg/pl
30x90	4	1.08	64	69.12	18.75	1,220.00
31,5x34	7	-	-	-	10.64	-
1,5x90	21	-	-	-	5.50	-




# BRIENZ



Formatos / Sizes / Formats

**33,3x100**  
13,11"x39,37"  
REC.



• Brienz Ice 33,3x100 Rec. M48 031.627.0667.02985



• Brienz Ceniza 33,3x100 Rec. M48 031.627.0019.02985



• Rlv. Brienz Ceniza 33,3x100 Rec. M48 031.627.0019.03817




• Dec. Brienz Ceniza 33,3x100 Rec. M48 031.627.0019.03820



• Mold. Metal Brillo 1,5x100 P30 032.430.0804.01211




• Mold. Metal Mate 1,5x100 P30 032.430.0803.01211



• Brienz Blanco 33,3x100 Rec. M48 031.627.0012.02985



• Brienz Marengo 33,3x100 Rec. M48 031.627.0028.02985



• Rlv. Brienz Marengo 33,3x100 Rec. M48 031.627.0028.03817



• Dec. Brienz Marengo 33,3x100 Rec. M48 031.627.0028.03820



• Mold. Metal Bronce Brillo 1,5x100 P34 032.430.0336.01211

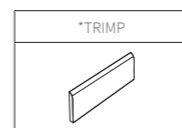


Rvto. / Wall / Rvrm.: Brienz Ceniza 33,3x100 - Rlv. Brienz Ceniza 33,3x100  
Pvto. / Floor / Sol: Oldmanor Tabaco 25x150



**Piezas especiales** / Special pieces / Pièces especiales (No Rlv. / No Dec.)

Consultar en página / Consult on page / Consulter en page: 372



**Empaquetado** / Packaging / Emballage

Formato	pz/cj	m <sup>2</sup> /cj	cj/pl	m <sup>2</sup> /pl	kg/cj	kg/pl
33,3x100	6	2.00	48	96.00	24.00	1,174.00
1,5x100	12	-	-	-	2.60	-

# CAPUA



Formatos / Sizes / Formats

**25x50**  
9,84"x19,68"



● Capua Blanco 25x50 M19 027.588.0012.02377



● Capua Multi Perla 25x50 M19 027.588.0037.02434

● Mold. Metal Plata Brillo 1,5x50 P22 028.720.0804.02466



Rvto. / Wall / Rvtm.: **Capua Blanco 25x50**



Rvto. / Wall / Rvtm.: **Capua Multi Perla 25x50**  
Pvto. / Floor / Sol: **Greenwich Argent 20x120**



**Empaquetado / Packaging / Emballage**

Formato	pz/cj	m <sup>2</sup> /cj	cj/pl	m <sup>2</sup> /pl	kg/cj	kg/pl
25x50	14	1.75	48	84.00	25.80	1,258.40
1,5x50	14	-	-	-	1.20	-



Formatos / Sizes / Formats

**33,3x100**  
13,11"x39,37"  
REC.

**30x60**  
11,81"x23,62"  
REC.



• Cellini	Brillo	33,3x100	Rec.	M48	031.627.0804.09556	
• Cellini	Mate	33,3x100	Rec.	M48	031.627.0803.09556	
• Cellini	Brillo	30x60	Rec.	M28	031.547.0804.09556	
• Cellini	Mate	30x60	Rec.	M28	031.547.0803.09556	

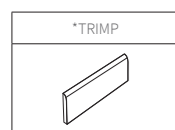


• Rlv. Cellini	Brillo	33,3x100	Rec.	M48	031.627.0804.10102	
• Rlv. Cellini	Mate	33,3x100	Rec.	M48	031.627.0803.10102	
• Rlv. Cellini	Brillo	30x60	Rec.	M28	031.547.0804.10102	
• Rlv. Cellini	Mate	30x60	Rec.	M28	031.547.0803.10102	

• Mold. Metal	Brillo	1,5x100	P30	032.430.0804.01211	
---------------	--------	---------	-----	--------------------	--

• Mold. Metal	Mate	1,5x100	P30	032.430.0803.01211	
---------------	------	---------	-----	--------------------	--

• Mold. Metal	Bronce Brillo	1,5x100	P34	032.430.0336.01211	
---------------	---------------	---------	-----	--------------------	--




**Piezas especiales** / Special pieces / Pièces especiales  
(No Rlv. / No Dec.)

Consultar en página / Consult on page / Consulter en page: 372




**Combínalo con...** / combine it with / combiné avec  
Desert 33,3x100 Pág. / Page / Page 198  
Torano 33,3x100 Pág. / Page / Page 254  
Wells 33,3x100 Pág. / Page / Page 274



Rvto. / Wall / Rvrtm.: **Cellini Brillo 33,3x100 - Rlv. Cellini Brillo 33,3x100**  
Pvto. / Floor / Sol: **Oldmanor Ambar 25x150**



• Oasis Mix 33,3x100 Rec. M48 031.627.0100.10100



• Class Mix 33,3x100 Rec. M48 031.627.0100.10354

**Empaquetado** / Packaging / Emballage

Formato	pz/cj	m <sup>2</sup> /cj	cj/pl	m <sup>2</sup> /pl	kg/cj	kg/pl
33,3x100	6	2.00	48	96.00	24.00	1,174.00
30x60	9	1.62	60	97.20	20.00	1,229.00
1,5x100	12	-	-	-	2.60	-

# COSMIC - ZIPP COSMIC




Formatos / Sizes / Formats

**40x120**  
15,74"x47,24"  
**REC.**



• Cosmic Ceniza 40x120 Rec. M63 031.412.0019.09071



• Zipp Cosmic Ceniza 40x120 Rec. M63 031.412.0019.09075

• Mold. Metal Brillo 1,5x120 P36 032.428.0804.01211



Rvto. / Wall / Rvrm.: **Cosmic Ceniza 40x120 - Zipp Cosmic Ceniza 40x120**  
Pvto. / Floor / Sol: **Bosque Arena 22x85**



## Empaquetado / Packaging / Emballage

Formato	pz/cj	m <sup>2</sup> /cj	cj/pl	m <sup>2</sup> /pl	kg/cj	kg/pl
40x120	3	1.44	20	28.80	28.00	580.00
1,5x120	18	-	-	-	5.00	-




Formatos / Sizes / Formats

**33,3x100**  
13,11"x39,37"  
REC.



• Desert Natural 33,3x100 Rec. M48 031.627.0102.04037

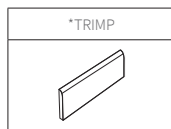


• Riv. Desert Natural 33,3x100 Rec. M48 031.627.0102.10101

• Mold. Metal Brillo 1,5x100 P30 032.430.0804.01211

• Mold. Metal Mate 1,5x100 P30 032.430.0803.01211

• Mold. Metal Bronce Brillo 1,5x100 P34 032.430.0336.01211




**Piezas especiales** / Special pieces / Pièces especiales  
(No Rlv. / No Dec.)


Consultar en página / Consult on page / Consulter en page: 372



**Combínalo con...** / combine it with / combiné avec  
Cellini 33,3x100 Pág. / Page / Page 194  
Torano 33,3x100 Pág. / Page / Page 254  
Wells 33,3x100 Pág. / Page / Page 274



• Oasis Mix 33,3x100 Rec. M48 031.627.0100.10100



• Class Mix 33,3x100 Rec. M48 031.627.0100.10354

Rvto. / Wall / Rvfm.: **Desert Natural 33,3x100** - Rlv. Desert Natural 33,3x100  
Pvto. / Floor / Sol.: Oldmanor Cuero 25x150

**Empaquetado** / Packaging / Emballage

Formato	pz/cj	m <sup>2</sup> /cj	cj/pl	m <sup>2</sup> /pl	kg/cj	kg/pl
33,3x100	6	2.00	48	96.00	24.00	1,174.00
1,5x100	12	-	-	-	2.60	-

# DONEGAL



Formatos / Sizes / Formats

**20x60**  
7,87"x23,62"



• Donegal Perla 20x60 M19 027.670.0037.01437



• Rlv. Donegal Perla 20x60 M19 027.670.0037.01450



• Rlv. Donegal Snow 20x60 M19 027.670.0296.01450



• Mold. Metal Plata Mate 2x60,1 P25 028.293.0803.02466



• Mold. Metal Plata Brillo 2x60,1 P25 028.293.0804.02466



• Donegal Nude 20x60 M19 027.670.0383.01437



• Rlv. Donegal Nude 20x60 M19 027.670.0383.01450



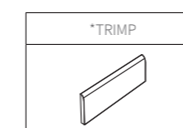
Rvto. / Wall / Rvrm.: **Donegal Perla 20x60 - Rlv. Donegal Perla 20x60 - Malla Bosque Arena 30x30 (2,5x7)**  
Pvto. / Floor / Sol: **Bosque Arena 22x85**



Rvto. / Wall / Rvrm.: **Donegal Nude 20x60 - Rlv. Donegal Nude 20x60**

### Piezas especiales / Special pieces / Pièces especiales (No Rlv.)

Consultar en página / Consult on page / Consulter en page: 372



### Empaquetado / Packaging / Emballage

Formato	pz/cj	m <sup>2</sup> /cj	cj/pl	m <sup>2</sup> /pl	kg/cj	kg/pl
20x60	9	1.08	64	69.12	17.90	1,165.60
2x60,1	10	-	-	-	2.05	-



# DOSSO



Formatos / Sizes / Formats

**40x120**  
15,74"x47,24"

REC.



• Dosso Bianco 40x120 Rec. M63 031.412.0150.10142



• Rlv. Dosso Bianco 40x120 Rec. M63 031.412.0150.10143




• Dosso Sabbia 40x120 Rec. M63 031.412.0598.10142




• Rlv. Dosso Sabbia 40x120 Rec. M63 031.412.0598.10143



Rvto. / Wall / Rvto. Rlv. Dosso Bianco 40x120 - Dosso Bianco 40x120  
Pvto. / Floor / Sol: Bosque Moka 22x85



• Dosso Greige 40x120 Rec. M63 031.412.0408.10142



• Rlv. Dosso Greige 40x120 Rec. M63 031.412.0408.10143



• Mold. Metal Brillo 1,5x120 Rec. P36 032.428.0804.01211



Rvto. / Wall / Rvto. Rlv. Dosso Greige 40x120  
Dosso Greige 40x120  
Pvto. / Floor / Sol: Oldmanor Ambar 25x150



## Empaquetado / Packaging / Emballage

Formato	pz/cj	m <sup>2</sup> /cj	cj/pl	m <sup>2</sup> /pl	kg/cj	kg/pl
40x120	3	1.44	20	28.80	28.00	580.00
1,5x120	18	-	-	-	5.00	-



Formatos / Sizes / Formats

**25x75**  
9,84"x29,53"



• Dosso Bianco 25x75 M30 027.725.0150.10142



• Lin. Dosso Bianco 25x75 M30 027.725.0150.10148



• Dosso Indigo 25x75 M30 027.725.0417.10142



• Lin. Dosso Indigo 25x75 M30 027.725.0417.10148



• Dosso Greige 25x75 M30 027.725.0408.10142



• Lin. Dosso Greige 25x75 M30 027.725.0408.10148



• Dec. Dosso Fresh 25x75 M30 027.725.0570.10149



• Mold. Metal Plata Brillo 2x75 P28 028.719.0804.02466



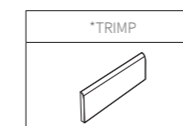
• Mold. Metal Plata Mate 2x75 P28 028.719.0803.02466



Rvto. / Wall / Rvrm.: **Dosso Indigo 25x75 - Dosso Bianco 25x75 - Dec. Dosso Fresh 25x75**  
Pvto. / Floor / Sol: **Omnia Ash 60x60**

**Piezas especiales** / Special pieces / Pieces especiales (No Rlv. / No Dec.)

Consultar en página / Consult on page / Consulter en page: 372



**Empaquetado** / Packaging / Emballage

Formato	pz/cj	m <sup>2</sup> /cj	cj/pl	m <sup>2</sup> /pl	kg/cj	kg/pl
25x75	7	1.31	48	62.88	20.50	1,004.00
2x75	21	-	-	-	5.76	-





# DOSSO



Formatos / Sizes / Formats

**25x75**  
9,84"x29,53"



• Dosso Sabbia 25x75 M30 027.725.0598.10142



• Lin. Dosso Sabbia 25x75 M30 027.725.0598.10148




• Dosso Argilla 25x75 M30 027.725.0599.10142



• Lin. Dosso Argilla 25x75 M30 027.725.0599.10148




• Dosso Miele 25x75 M30 027.725.0673.10142



• Lin. Dosso Miele 25x75 M30 027.725.0673.10148



• Dec. Dosso Calido 25x75 M30 027.725.0252.10149



• Mold. Metal Plata Brillo 2x75 P28 028.719.0804.02466

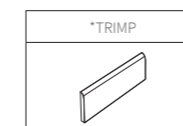
• Mold. Metal Plata Mate 2x75 P28 028.719.0803.02466



Rvto. / Wall / Rvtm.: **Dosso Sabbia 25x75 - Dosso Argilla 25x75 - Doria Sabbia 60x120**  
Pvto. / Floor / Sol.: **Doria Sabbia 60x120**

**Piezas especiales** / Special pieces / Pieces especiales (No Rlv. / No Dec.)

Consultar en página / Consult on page / Consulter en page: 372



**Empaquetado** / Packaging / Emballage

Formato	pz/cj	m <sup>2</sup> /cj	cj/pl	m <sup>2</sup> /pl	kg/cj	kg/pl
25x75	7	1.31	48	62.88	20.50	1,004.00
2x75	21	-	-	-	5.76	-



# DUMAI



Formatos / Sizes / Formats


**30x90**  
11,81"x35,43"  
**REC.**



• Dumai Neutro 30x90 Rec. M48 031.872.0260.09685



• Rlv. Dumai Neutro 30x90 Rec. M48 031.872.0260.09686



• Duri 30x90 Rec. M48 031.872.0001.09687



• Dumai Perla 30x90 Rec. M48 031.872.0037.09685



• Rlv. Dumai Perla 30x90 Rec. M48 031.872.0037.09686




• Mold. Metal Brillo 1,5x90 P33 032.007.0804.01211



Rvto. / Wall / Rvtm.: Duri 30x90 - Dumai Perla 30x90  
Pvto. / Floor / Sol: Nera Abeto 25x150



Rvto. / Wall / Rvtm.: Dumai Perla 30x90 - Rlv. Dumai Perla 30x90  
Pvto. / Floor / Sol: Elk Taupe 25x150




### Empaquetado / Packaging / Emballage

Formato	pz/cj	m <sup>2</sup> /cj	cj/pl	m <sup>2</sup> /pl	kg/cj	kg/pl
30x90	4	1.08	64	69.12	18.75	1,220.00
1,5x90	21	-	-	-	5.50	-




Formatos / Sizes / Formats

**20x60**  
7,87"x23,62"




● Essen Sand 20x60 M19 027.670.0119.00304



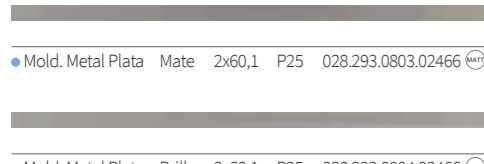
● Essen Ash 20x60 M19 027.670.0344.00304



● Essen Gris 20x60 M19 027.670.0002.00304



● Plauen 20x60 M19 027.670.0001.09630



● Mold. Metal Plata Brillo 2x60,1 P25 028.293.0804.02466

**Pavimento Coordinado /**  
Coordinated Flooring / Sol Coordinné:  
**Essen - Gres Porcelánico / Porcelain Tiles**  
/ Grès Cérame - Pág. / Page / Page 38




● Rlv. Essen Sand 20x60 M19 027.670.0119.00345



● Rlv. Essen Gris 20x60 M19 027.670.0002.00345



● Werden 20x60 M19 027.670.0001.09684



Rvto. / Wall / Rvrm.: **Essen Gris 20x60 - Werden 20x60**  
Pvto. / Floor / Sol: **Elk Teka 25x150**

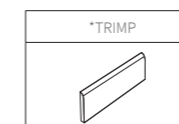


Rvto. / Wall / Rvrm.: **Essen Sand 20x60 - Rlv. Essen Sand 20x60**  
Pvto. / Floor / Sol: **Essen Tortora 60x60**



**Piezas especiales / Special pieces / Pièces especiales (No Rlv. / No Dec.)**

Consultar en página / Consult on page / Consulter en page: 372




**Empaquetado / Packaging / Emballage**

Formato	pz/cj	m <sup>2</sup> /cj	cj/pl	m <sup>2</sup> /pl	kg/cj	kg/pl
20x60	9	1.08	64	69.12	17.90	1,165.60
2x60,1	10	-	-	-	2.05	-



Formatos / Sizes / Formats

**20x60**  
7,87"x23,62"



● Exeter Blanco 20x60 M19 027.670.0012.00943



● Exeter Perla 20x60 M19 027.670.0037.00943



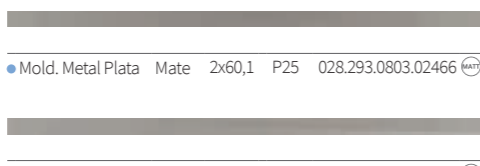
● Dec. Bordon Cement 20x60 P38 028.677.0418.00444



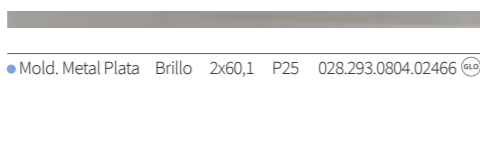
● Rlv. Exeter Blanco 20x60 M19 027.670.0012.00947




● Rlv. Exeter Perla 20x60 M19 027.670.0037.00947



● Mold. Metal Plata Mate 2x60,1 P25 028.293.0803.02466



● Mold. Metal Plata Brillo 2x60,1 P25 028.293.0804.02466

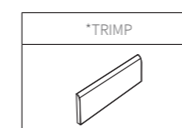


Rvto. / Wall / Rvtm.: Exeter Perla 20x60

Rvto. / Wall / Rvtm.: Exeter Perla 20x60 - Rlv. Exeter Perla 20x60 - Exeter Blanco 20x60 - Malla Wald Mica 20x60  
Pvto. / Floor / Sol.: Wald Mica 20x60

**Piezas especiales / Special pieces / Pieces especiales (No Rlv. / No Dec.)**

Consultar en página / Consult on page / Consulter en page: 372



**Empaquetado / Packaging / Emballage**


Formato	pz/cj	m <sup>2</sup> /cj	cj/pl	m <sup>2</sup> /pl	kg/cj	kg/pl
20x60	9	1.08	64	69.12	17.90	1,165.60
20x60 Dec.	4	-	-	-	9.20	-
2x60,1	10	-	-	-	2.05	-






Formatos / Sizes / Formats

**30x90**  
11,81"x35,43"  
**REC.**




• Forvm Natural 30x90 Rec. M48 031.872.0102.00138




• Forvm Brown 30x90 Rec. M48 031.872.0109.00138



• Rlv. Forvm Natural 30x90 Rec. M48 031.872.0102.00139



• Rlv. Forvm Brown 30x90 Rec. M48 031.872.0109.00139



• Dec. Campania Natural 30x90 Rec. P142 032.896.0102.02407



• Mold. Metal Brillo 1,5x90 P33 032.007.0804.01211

**Pavimento Coordinado / Coordinated Flooring / Sol Coordiné:**  
**Forvm 60x60** - Gres Porcelánico Esmaltado / Glazed Porcelain Tiles  
/ Grès Cérame Émaillé - Pág. / Page / Page 92



Rvto. / Wall / Rvtm.: **Forvm Natural 30x90 - Rlv. Forvm Brown 30x90**  
Pvto. / Floor / Sol: **Forvm Brown 60x60**



Rvto. / Wall / Rvtm.: **Dec. Campania Natural 30x90**  
**Forvm Natural 30x90 - Nera Nogal 25x150**  
Pvto. / Floor / Sol: **Forvm Natural 60x60**

**Empaquetado / Packaging / Emballage**

Formato	pz/cj	m <sup>2</sup> /cj	cj/pl	m <sup>2</sup> /pl	kg/cj	kg/pl
30x90	4	1.08	64	69.12	18.75	1,220.00
30x90 Dec.	4	-	-	-	20.90	-
1,5x90	21	-	-	-	5.50	-

# GEBEL/TABELLA GEBEL



Formatos / Sizes / Formats

**40x120**  
15,74"x47,24"  
**REC.**



● Gebel Avorio 40x120 Rec. M63 031.412.0217.00786



● Tabella Gebel Avorio 40x120 Rec. M63 031.412.0217.09065

● Mold. Metal Brillo 1,5x120 P36 032.428.0804.01211



Rvto. / Wall / Rvtm.: **Gebel Avorio 40x120 - Tabella Gebel Avorio 40x120**  
Pvto. / Floor / Sol: **Eaton Sand 60x60**



## Empaquetado / Packaging / Emballage

Formato	pz/cj	m <sup>2</sup> /cj	cj/pl	m <sup>2</sup> /pl	kg/cj	kg/pl
40x120	3	1.44	20	28.80	28.00	580.00
1,5x120	18	-	-	-	5.00	-

# HELMS



Formatos / Sizes / Formats

**25x50**  
9,84"x19,68"



● Helms Blanco 25x50  
M19 027.588.0012.00956



● Rlv. Helms Blanco 25x50  
M19 027.588.0012.00959

● Mold. Metal Plata Brillo 1,5x50  
P22 028.720.0804.02466



● Helms Neutro 25x50  
M19 027.588.0260.00956



● Rlv. Helms Neutro 25x50  
M19 027.588.0260.00959



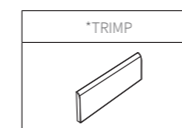
● Dec. Cube Mix 25x50  
P42 028.645.0100.01231



Rvto. / Wall / Rvtrm.: Helms Neutro 25x50 - Rlv. Helms Neutro 25x50  
Pvto. / Floor / Sol: Eaton Pearl 60x60

## Piezas especiales / Special pieces / Pièces especiales (No Rlv. / No Dec.)

Consultar en página / Consult on page / Consulter en page: 372



## Empaquetado / Packaging / Emballage

Formato	pz/cj	m <sup>2</sup> /cj	cj/pl	m <sup>2</sup> /pl	kg/cj	kg/pl
25x50	14	1.75	48	84.00	25.80	1,258.40
25x50 Dec.	7	-	-	-	17.00	-
1,5x50	14	-	-	-	1.20	-



# IMBROS



Formatos / Sizes / Formats

**33,3x100**  
13,11"x39,37"  
REC.



● Imbros 33,3x100 Rec. M48 031.627.0001.03554



● Rlv. Imbros 33,3x100 Rec. M48 031.627.0001.01632



● Dec. Imbros 33,3x100 Rec. M48 031.627.0001.01633

● Mold. Metal Brillo 1,5x100 P30 032.430.0804.01211

● Mold. Metal Mate 1,5x100 P30 032.430.0803.01211

● Mold. Metal Bronce Brillo 1,5x100 P34 032.430.0336.01211

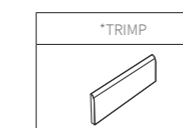


Rvto. / Wall / Rvtm.: **Imbros 33,3x100** - Rlv. Imbros 33,3x100  
Pvto. / Floor / Sol: **Epoca Negal 22x85**

Rvto. / Wall / Rvtm.: **Imbros 33,3x100** - Dec. Imbros 33,3x100 - Rlv. Imbros 33,3x100  
Pvto. / Floor / Sol: **Omnia Argent 60x60**

**Piezas especiales** / Special pieces / Pieces especiales (No Rlv. / No Dec.)

Consultar en página / Consult on page / Consulter en page: 372



**Empaquetado** / Packaging / Emballage


Formato	pz/cj	m <sup>2</sup> /cj	cj/pl	m <sup>2</sup> /pl	kg/cj	kg/pl
33,3x100	6	2.00	48	96.00	24.00	1,174.00
1,5x100	12	-	-	-	2.60	-





Formatos / Sizes / Formats

**33,3x100**  
13,11"x39,37"  
REC.



● Incir 33,3x100 Rec. M48 031.627.0001.02569




● Rlv. Incir 33,3x100 Rec. M48 031.627.0001.04717

● Mold. Metal Brillo 1,5x100 P30 032.430.0804.01211

● Mold. Metal Mate 1,5x100 P30 032.430.0803.01211

● Mold. Metal Bronce Brillo 1,5x100 P34 032.430.0336.01211

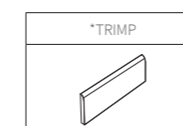
Variación Cromática / Colour Variation / Variation Chromatique



Rvto. / Wall / Rvrm.: Incir 33,3x100 - Rlv. Incir 33,3x100  
Pvto. / Floor / Sol: Essen Zircon 45x90

Piezas especiales / Special pieces / Pièces especiales (No Rlv. / No Dec.)

Consultar en página / Consult on page / Consulter en page: 372



Empaquetado / Packaging / Emballage

Formato	pz/cj	m²/cj	cj/pl	m²/pl	kg/cj	kg/pl
33,3x100	6	2.00	48	96.00	24.00	1,174.00
1,5x100	12	-	-	-	2.60	-


# KAURI



Formatos / Sizes / Formats

**40x120**  
15,74"x47,24"


REC.



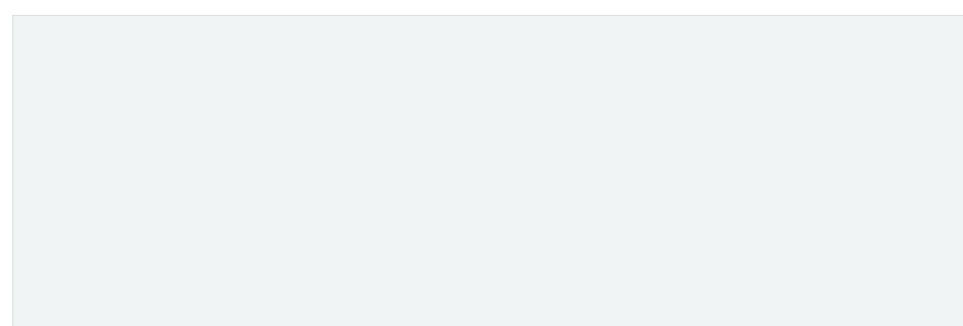
• Kauri Argent 40x120 Rec. M63 031.412.0135.10144



• Kauri Arce 40x120 Rec. M63 031.412.0198.10144



• Kauri Cedro 40x120 Rec. M63 031.412.0793.10144



• Tripoli Mate Snow 40x120 Rec. M63 031.412.0296.01316

• Mold. Metal Brillo 1,5x120 Rec. P36 032.428.0804.01211



Rvto. / Wall / Rvrm.: **Kauri Arce 40x120 - Tripoli Mate Snow 40x120**  
Pvto. / Floor / Sol: **Omnia Ash 60x60**



### Empaquetado / Packaging / Emballage

Formato	pz/cj	m <sup>2</sup> /cj	cj/pl	m <sup>2</sup> /pl	kg/cj	kg/pl
40x120	3	1.44	20	28.80	28.00	580.00
1,5x120	18	-	-	-	5.00	-




Formatos / Sizes / Formats


**30x90**  
11,81"x35,43"  
**REC.**




● Kediri Neutro 30x90 Rec. M48 031.872.0260.09619



● Kediri Perla 30x90 Rec. M48 031.872.0037.09619



● Kediri Gris 30x90 Rec. M48 031.872.0002.09619



● Rlv. Kediri Mix 30x90 Rec. M48 031.872.0100.09620



● Rlv. Barat Mix 30x90 Rec. M48 031.872.0100.09746



● Mold. Metal Brillo 1,5x90 P33 032.007.0804.01211



Rvto. / Wall / Rvrm.: Kediri Neutro 30x90 – Kediri Gris 30x90 – Rlv. Kediri Mix 30x90  
Pvto. / Floor / Sol: Elk Wengue 25x150



Rvto. / Wall / Rvrm.: Kediri Neutro 30x90 - Rlv. Kediri Mix 30x90  
Pvto. / Floor / Sol: Nera Haya 25x150

**Empaquetado / Packaging / Emballage**

Formato	pz/cj	m <sup>2</sup> /cj	cj/pl	m <sup>2</sup> /pl	kg/cj	kg/pl
30x90	4	1.08	64	69.12	18.75	1,220.00
1,5x90	21	-	-	-	5.50	-



# KONCEPT



Formatos / Sizes / Formats

**40x120**  
15,74"x47,24"


REC.



• Koncept Nacar 40x120 Rec. M63 031.412.0030.002967



• Rlv.Koncept Nacar 40x120 Rec. M63 031.412.0030.10404



• Koncept Argent 40x120 Rec. M63 031.412.0135.002967



• Rlv.Koncept Argent 40x120 Rec. M63 031.412.0135.10404

• Mold. Metal Brillo 1,5x120 Rec. P36 032.428.0804.01211

**NEW**  
**2022**

PASTA BLANCA  
REVESTIMIENTO PASTA BLANCA RECTIFICADA · RECTIFIED WHITE BODY WALL TILES · REVÊTEMENT PÂTE BLANCHE RECTIFIÉE



Rvto. / Wall / Rvrm.: **Koncept Nacar 40x120 - Rlv.Koncept Nacar 40x120**  
Pvto. / Floor / Sol: **Koncept Desert 60x60**



Pavimento Coordinado / Coordinated Flooring / Sol Coordinné:  
**KONCEPT - MATERIA**

Empaquetado / Packaging / Emballage

Formato	pz/cj	m <sup>2</sup> /cj	cj/pl	m <sup>2</sup> /pl	kg/cj	kg/pl
40x120	3	1.44	20	28.80	28.00	580.00
1,5x120	18	-	-	-	5.00	-

# KONCEPT / ALDARA - AMIRA

**NEW  
2022**

REVESTIMIENTO PASTA BLANCA RECTIFICADA · RECTIFIED WHITE BODY WALL TILES · REVÊTEMENT PÂTE BLANCHE RECTIFIÉE

PASTA BLANCA



Formatos / Sizes / Formats

<b>80x120 Pack-2</b> 31,49"x47,24"
<b>REC.</b>



● Dec. Aldara Nacar 80x120 Pack-2 Rec. P733 032.555.0030.10849



● Dec. Amira Argent 80x120 Pack-2 Rec. P733 032.555.0135.10848



● Rvto. / Wall: **Koncept Nacar 40x120 - Dec. Aldara Nacar 80x120**  
Pvto. / Floor / Sol: **Koncept Taupe 120x120**



● Rvto. / Wall / Rvto.: **Koncept Argent 40x120 - Rlv. Koncept Argent 40x120 - Dec. Amira Argent 80x120**  
Pvto. / Floor / Sol: **Koncept Mica 120x120**



Pavimento Coordinado / Coordinated Flooring / Sol Coordinné:  
**KONCEPT - MATERIA**

**Empaquetado / Packaging / Emballage**

Formato	pz/cj	m <sup>2</sup> /cj	cj/pl	m <sup>2</sup> /pl	kg/cj	kg/pl
80x120 Pack-2	1	-	-	-	18.70	-

# LEMNOS




Formatos / Sizes / Formats

**33,3x100**  
13,11"x39,37"  
REC.



● Lemnos Perla 33,3x100 Rec. M48 031.627.0037.03544



● Lemnos Crema 33,3x100 Rec. M48 031.627.0096.03544



● Riv. Lemnos Perla 33,3x100 Rec. M48 031.627.0037.03927



● Riv. Lemnos Crema 33,3x100 Rec. M48 031.627.0096.03927



● Dec. Lemnos Perla 33,3x100 Rec. M48 031.627.0037.03997



● Dec. Lemnos Crema 33,3x100 Rec. M48 031.627.0096.03997

● Mold. Metal Brillo 1,5x100 P30 032.430.0804.01211

● Mold. Metal Bronce Brillo 1,5x100 P34 032.430.0336.01211

● Mold. Metal Mate 1,5x100 P30 032.430.0803.01211



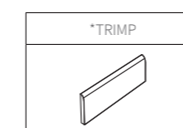
● List. Heli 8x33,3 P22 005.617.0001.02845



Rvto. / Wall / Rvtm.: Lemnos Perla 33,3x100 - Dec. Lemnos Perla 33,3x100

**Piezas especiales / Special pieces / Pièces especiales (No Rlv. / No Dec.)**

Consultar en página / Consult on page / Consulter en page: 372




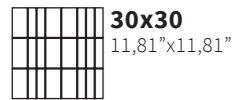
**Empaquetado / Packaging / Emballage**

Formato	pz/cj	m <sup>2</sup> /cj	cj/pl	m <sup>2</sup> /pl	kg/cj	kg/pl
33,3x100	6	2,00	48	96,00	24,00	1,174,00
8x33,3	17	-	-	-	7,50	-
1,5x100	12	-	-	-	2,60	-

# MACASSAR



Formatos / Sizes / Formats



● Macassar Sand 30x90 Rec. M48 031.872.0119.09779




● Rlv. Macassar Corallo 30x90 Rec. M48 031.872.0236.09780




● Macassar White 30x90 Rec. M48 031.872.0108.09779



● Rlv. Macassar Jade 30x90 Rec. M48 031.872.0048.09780




● Macassar Silver 30x90 Rec. M48 031.872.0183.09779




● Rlv. Macassar Opalo 30x90 Rec. M48 031.872.0059.09780



● Mold. Metal Brillo 1,5x90 P33 032.007.0804.01211



● Macassar Sand 30x30 Malla P25 028.635.0119.09779  
● Macassar White 30x30 Malla P25 028.635.0108.09779  
● Macassar Silver 30x30 Malla P25 028.635.0183.09779



● Rlv. Macassar Corallo 30x30 Malla P25 028.635.0236.09780  
● Rlv. Macassar Jade 30x30 Malla P25 028.635.0048.09780  
● Rlv. Macassar Opalo 30x30 Malla P25 028.635.0059.09780



Rvto. / Wall / Rvto.: **Rlv. Macassar Corallo 30x90 - Macassar Sand 30x90**  
Pvto. / Floor / Sol: **Niro White 90x180 Leviglass**

## Empaquetado / Packaging / Emballage

Formato	pz/cj	m <sup>2</sup> /cj	cj/pl	m <sup>2</sup> /pl	kg/cj	kg/pl
30x90	4	1.08	64	69.12	18.75	1,220.00
30x30	11	-	-	-	22.00	-
1,5x90	21	-	-	-	5.50	-




# MANAOS



Formatos / Sizes / Formats


**40x120**  
15,74"x47,24"  
**REC.**



• Manaos White 40x120 Rec. M63 031.412.0108.09431



• Rlv.Manaos White 40x120 Rec. M63 031.412.0108.10405



• Manaos Pearl 40x120 Rec. M63 031.412.0169.09431



• Rlv.Manaos Pearl 40x120 Rec. M63 031.412.0169.10405

• Mold. Metal Brillo 1,5x120 Rec. P36 032.428.0804.01211

**NEW**  
**2022**

PASTA BLANCA  
REVESTIMIENTO PASTA BLANCA RECTIFICADA · RECTIFIED WHITE BODY WALL TILES · REVÊTEMENT PÂTE BLANCHE RECTIFIÉE



Rvto. / Wall / Rvrm.: **Manaos White 40x120 - Rlv.Manaos White 40x120**  
Pvto. / Floor / Sol: **Cromat Perla 60x60**



Pavimento Coordinado / Coordinated Flooring / Sol Coordinné:  
**MANAOS - MATERIA**

**Empaquetado / Packaging / Emballage**


Formato	pz/cj	m <sup>2</sup> /cj	cj/pl	m <sup>2</sup> /pl	kg/cj	kg/pl
40x120	3	1.44	20	28.80	28.00	580.00
1,5x120	18	-	-	-	5.00	-






Formatos / Sizes / Formats


**30x90**  
11,81"x35,43"  
**REC.**



Meru Ceniza 30x90 Rec. M48 031.872.0019.09621



Rlv. Meru Ceniza 30x90 Rec. M48 031.872.0019.09622



Meru Vison 30x90 Rec. M48 031.872.0024.09621



Rlv. Meru Vison 30x90 Rec. M48 031.872.0024.09622

Mold. Metal Brillo 1,5x90 P33 032.007.0804.01211



Rvto. / Wall / Rvtm.: Meru Vison 30x90 - Rlv. Meru Vison 30x90  
Pvto. / Floor / Sol: Elk Wengue 25x150



Empaquetado / Packaging / Emballage

Formato	pz/cj	m <sup>2</sup> /cj	cj/pl	m <sup>2</sup> /pl	kg/cj	kg/pl
30x90	4	1.08	64	69.12	18.75	1,220.00
1,5x90	21	-	-	-	5.50	-



Formatos / Sizes / Formats

**33,3x100**  
13,11"x39,37"  
REC.


**30x60**  
11,81"x23,62"  
REC.



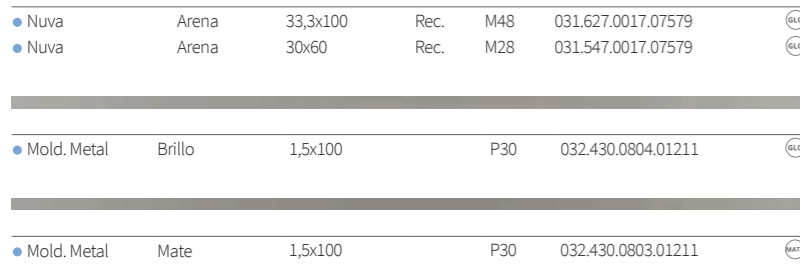
• Nuva	Perla	33,3x100	Rec.	M48	031.627.0037.07579	GLD
• Nuva	Perla	30x60	Rec.	M28	031.547.0037.07579	GLD



• Nuva	Blanco	33,3x100	Rec.	M48	031.627.0012.07579	GLD
• Nuva	Blanco	30x60	Rec.	M28	031.547.0012.07579	GLD



• Nuva	Moka	33,3x100	Rec.	M48	031.627.0240.07579	GLD
• Nuva	Moka	30x60	Rec.	M28	031.547.0240.07579	GLD



• Nuva	Arena	33,3x100	Rec.	M48	031.627.0017.07579	GLD
• Nuva	Arena	30x60	Rec.	M28	031.547.0017.07579	GLD



• Mold. Metal	Brillo	1,5x100		P30	032.430.0804.01211	GLD
---------------	--------	---------	--	-----	--------------------	-----



• Mold. Metal	Mate	1,5x100		P30	032.430.0803.01211	MAT
---------------	------	---------	--	-----	--------------------	-----




• Mold. Metal	Bronce Brillo	1,5x100		P34	032.430.0336.01211	GLD
---------------	---------------	---------	--	-----	--------------------	-----

**Pavimento Coordinado / Coordinated Flooring / Sol Coordinné:**

**Nuva 60,8x60,8 - ATRIUM**

**Nuva 60x60 - ATRIUM**




• Nuva	Perla	33,3x100	Rec.	M48	031.627.0037.07579	GLD
• Nuva	Perla	30x60	Rec.	M28	031.547.0037.07579	GLD



• Rlv. Nuva	Blanco	33,3x100	Rec.	M48	031.627.0012.07594	GLD
-------------	--------	----------	------	-----	--------------------	-----



• Rlv. Nuva	Moka	33,3x100	Rec.	M48	031.627.0240.07594	GLD
-------------	------	----------	------	-----	--------------------	-----



• Rlv. Nuva	Marengo	33,3x100	Rec.	M48	031.627.0028.07594	GLD
-------------	---------	----------	------	-----	--------------------	-----



• Nuva	Marengo	33,3x100	Rec.	M48	031.627.0028.07579	GLD
• Nuva	Marengo	30x60	Rec.	M28	031.547.0028.07579	GLD



• Dec. Nuva		33,3x100	Rec.	M48	031.627.0001.07586	GLD
• Dec. Nuva		30x60	Rec.	M28	031.547.0001.07586	GLD



• Ordesa	Roble	33,3x100	Rec.	M48	031.627.0036.02244	MAT
• Ordesa	Roble	30x60	Rec.	M28	031.547.0036.02244	MAT

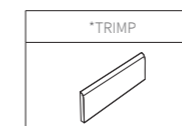


Rvto. / Wall / Rvmt.: **Nuva Moka 33,3x100 - Dec. Nuva 33,3x100 - Nuva Arena 33,3x100**  
Pvto. / Floor / Sol: **Omnia Noce 60x60 - Malla Omnia Noce 30x30 (7x7)**



**Piezas especiales / Special pieces / Pièces especiales** (No Rlv. / No Dec. / No 30x60)

Consultar en página / Consult on page / Consulter en page: 372



**Empaquetado / Packaging / Emballage**

Formato	pz/cj	m²/cj	cj/pl	m²/pl	kg/cj	kg/pl
33,3x100	6	2.00	48	96.00	24.00	1.174.00
33,3x100 Rlv.	5	1.67	48	80.16	25.00	1.222.00
30x60	9	1.62	60	97.20	20.00	1.229.00
1,5x100	12	-	-	-	2.60	-

# ODEON



Formatos / Sizes / Formats

**30x90**  
11,81"x35,43"  
**REC.**




● Rlv. Odeon Marfil 30x90 Rec. M48 031.872.0033.09140



● Rlv. Odeon Blanco 30x90 Rec. M48 031.872.0012.09140



● Odeon Marfil 30x90 Rec. M48 031.872.0033.09132



● Odeon Blanco 30x90 Rec. M48 031.872.0012.09132



● Dec. Odeon Beige 30x90 Rec. M48 031.872.0007.09146



● Dec. Odeon Gris 30x90 Rec. M48 031.872.0002.09146



● Odeon Cobre 30x90 Rec. M48 031.872.0092.09132



● Odeon Marengo 30x90 Rec. M48 031.872.0028.09132

● Mold. Metal Brillo 1,5x90 P33 032.007.0804.01211



Rvto. / Wall / Rvtm.: **Odeon Blanco 30x90 - Dec. Odeon Gris 30x90**  
Pvto. / Floor / Sol: **Odeon Marengo 90x90**



**Pavimento Coordinado / Coordinated Flooring / Sol Coordinné:**  
**Odeon 90x90 - 60x60 - Gres Porcelánico / Porcelain Tiles / Grès Cérame - Pág. / Page / Page 62**

**Empaquetado / Packaging / Emballage**


Formato	pz/cj	m <sup>2</sup> /cj	cj/pl	m <sup>2</sup> /pl	kg/cj	kg/pl
30x90	4	1.08	64	69.12	18.75	1,220.00
1,5x90	21	-	-	-	5.50	-

# REGAL



Formatos / Sizes / Formats

**30x90**  
11,81"x35,43"  
**REC.**




● Ondas Regal Perla 30x90 Rec. M48 031.872.0037.09212




● Ondas Regal Arena 30x90 Rec. M48 031.872.0017.09212



● Regal Perla 30x90 Rec. M48 031.872.0037.02794



● Regal Arena 30x90 Rec. M48 031.872.0017.02794




● Rlv. Regal Marengo 30x90 Rec. M48 031.872.0028.09211



● Rlv. Regal Tabaco 30x90 Rec. M48 031.872.0113.09211



● Regal Marengo 30x90 Rec. M48 031.872.0028.02794



● Regal Tabaco 30x90 Rec. M48 031.872.0113.02794



● Mold. Metal Brillo 1,5x90 P33 032.007.0804.01211



Rvto. / Wall / Rvrm.: **Regal Arena 30x90 - Rlv. Regal Tabaco 30x90 - Regal Tabaco 30x90**  
Pvto. / Floor / Sol.: **Oldmanor Arena 25x150**



## Empaquetado / Packaging / Emballage

Formato	pz/cj	m <sup>2</sup> /cj	cj/pl	m <sup>2</sup> /pl	kg/cj	kg/pl
30x90	4	1.08	64	69.12	18.75	1,220.00
1,5x90	21	-	-	-	5.50	-

# SILKSTONE



Formatos / Sizes / Formats

**30x90**  
11,81"x35,43"  
**REC.**


● Mold. Metal Brillo 1,5x90 P33 032.007.0804.01211



● Silkstone Blanco 30x90 Rec. M48 031.872.0012.00178




● Rlv. Silkstone Blanco 30x90 Rec. M48 031.872.0012.00190



● Silkstone Perla 30x90 Rec. M48 031.872.0037.00178



● Rlv. Silkstone Perla 30x90 Rec. M48 031.872.0037.00190



● Silkstone Arena 30x90 Rec. M48 031.872.0017.00178



● Rlv. Silkstone Arena 30x90 Rec. M48 031.872.0017.00190



Rvto. / Wall / Rvto.: **Silkstone Blanco 30x90 - Rlv. Silkstone Perla 30x90**



Rvto. / Wall / Rvto.: **Silkstone Perla 30x90 - Rlv. Silkstone Perla 30x90**  
Pvto. / Floor / Sol.: **Eszen Zircon 45x90**



## Empaquetado / Packaging / Emballage

Formato	pz/cj	m <sup>2</sup> /cj	cj/pl	m <sup>2</sup> /pl	kg/cj	kg/pl
30x90	4	1.08	64	69.12	18.75	1,220.00
1,5x90	21	-	-	-	5.50	-

# SILS



Formatos / Sizes / Formats

**33,3x100**  
13,11"x39,37"  
REC.

**30x60**  
11,81"x23,62"  
REC.



• Siam Crema 33,3x100 Rec. M48 031.627.0096.01134  
• Siam Crema 30x60 Rec. M28 031.547.0096.01134



• Sils Arena 33,3x100 Rec. M48 031.627.0017.02568  
• Sils Arena 30x60 Rec. M28 031.547.0017.02568



• Rlv. Sils Arena 33,3x100 Rec. M48 031.627.0017.03834

• Mold. Metal Brillo 1,5x100 P30 032.430.0804.01211

• Mold. Metal Mate 1,5x100 P30 032.430.0803.01211

• Mold. Metal Bronce Brillo 1,5x100 P34 032.430.0336.01211



• Siam Perla 33,3x100 Rec. M48 031.627.0037.01134  
• Siam Perla 30x60 Rec. M28 031.547.0037.01134



• Sils Ceniza 33,3x100 Rec. M48 031.627.0019.02568  
• Sils Ceniza 30x60 Rec. M28 031.547.0019.02568



• Rlv. Sils Ceniza 33,3x100 Rec. M48 031.627.0019.03834



• Sils Topo 33,3x100 Rec. M48 031.627.0270.02568




• Rlv. Sils Topo 33,3x100 Rec. M48 031.627.0270.03834




• Sils Gris 33,3x100 Rec. M48 031.627.0002.02568



• Rlv. Sils Gris 33,3x100 Rec. M48 031.627.0002.03834



• Silet Taupe 30x60 Rec. M28 031.547.0285.08919



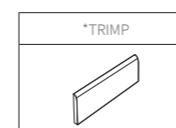
• Silet Gris 30x60 Rec. M28 031.547.0002.08919



Rvto. / Wall / Rvtm.: **Sils Ceniza 30x60 - Silet Gris 30x60**  
Pvto. / Floor / Sol.: **Omnia Neutro 60x60**

**Piezas especiales** / Special pieces / Pièces especiales (No Rlv. / No Dec. / No 30x60)

Consultar en página / Consult on page / Consulter en page: 372



**Empaquetado** / Packaging / Emballage

Formato	pz/cj	m <sup>2</sup> /cj	cj/pl	m <sup>2</sup> /pl	kg/cj	kg/pl
33,3x100	6	2.00	48	96.00	24.00	1,174.00
30x60	9	1.62	60	97.20	20.00	1,229.00
1,5x100	12	-	-	-	2.60	-



# SOUL - WABE



Formatos / Sizes / Formats


25x75  
9,84"x29,53"



• Soul Blanco 25x75 M30 027.725.0012.02882



• Soul Natural 25x75 M30 027.725.0102.02882



• Soul Perla 25x75 M30 027.725.0037.02882



• Wabe Natural 25x75 M30 027.725.0102.02890



• Dec. Verdi 25x75 M164 028.725.0012.00829



• Dec. Puccini 25x75 M164 028.725.0001.02931



• Dec. Bellini 25x75 M164 028.725.0001.01729



• Mold. Metal Plata Brillo 2x75 P28 028.719.0804.02466



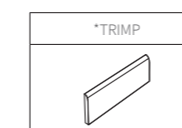
• Mold. Metal Plata Mate 2x75 P28 028.719.0803.02466



Rvto. / Wall / Rvtm.: Wabe Natural 25x75 - Soul Blanco 25x75

Piezas especiales / Special pieces / Pièces especiales (No Rlv. / No Dec.)

Consultar en página / Consult on page / Consulter en page: 372



Empaquetado / Packaging / Emballage

Formato	pz/cj	m <sup>2</sup> /cj	cj/pl	m <sup>2</sup> /pl	kg/cj	kg/pl
25x75	7	1.31	48	62.88	20.50	1,004.00
2x75	21	-	-	-	5.76	-






Formatos / Sizes / Formats


**33,3x100**  
13,11"x39,37"  
REC.



• Symi Perla 33,3x100 Rec. M48 031.627.0037.03179



• Symi Marfil 33,3x100 Rec. M48 031.627.0033.03179




• Symi Topo 33,3x100 Rec. M48 031.627.0270.03179



• Dec. Symi 33,3x100 Rec. M48 031.627.0001.01712



• Rlv. Symi Perla 33,3x100 Rec. M48 031.627.0037.04060



• Rlv. Symi Marfil 33,3x100 Rec. M48 031.627.0033.04060



• Rlv. Symi Topo 33,3x100 Rec. M48 031.627.0270.04060

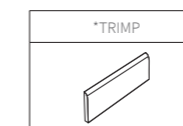
• Mold. Metal Brillo 1,5x100 P30 032.430.0804.01211

• Mold. Metal Mate 1,5x100 P30 032.430.0803.01211

• Mold. Metal Bronce Brillo 1,5x100 P34 032.430.0336.01211



Rvto. / Wall / Rvtrm.: **Symi Topo 33,3x100 - Rlv. Symi Topo 33,3x100**  
Pvto. / Floor / Sol: **Oldmanor Cuero 25x150**



**Piezas especiales / Special pieces / Pièces especiales (No Rlv. / No Dec.)**

Consultar en página / Consult on page / Consulter en page: 372

**Empaquetado / Packaging / Emballage**

Formato	pz/cj	m <sup>2</sup> /cj	cj/pl	m <sup>2</sup> /pl	kg/cj	kg/pl
33,3x100	6	2.00	48	96.00	24.00	1,174.00
1,5x100	12	-	-	-	2.60	-



# TORANO



Formatos / Sizes / Formats

**33,3x100**  
13,11"x39,37"  
REC.

**30x60**  
11,81"x23,62"  
REC.



• Torano	Brillo	33,3x100	Rec.	M48	031.627.0804.09878	
• Torano	Mate	33,3x100	Rec.	M48	031.627.0803.09878	
• Torano	Brillo	30x60	Rec.	M28	031.547.0804.09878	
• Torano	Mate	30x60	Rec.	M28	031.547.0803.09878	



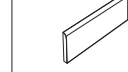
• Rlv. Torano	Brillo	33,3x100	Rec.	M48	031.627.0804.10103	
• Rlv. Torano	Mate	33,3x100	Rec.	M48	031.627.0803.10103	
• Rlv. Torano	Brillo	30x60	Rec.	M28	031.547.0804.10103	
• Rlv. Torano	Mate	30x60	Rec.	M28	031.547.0803.10103	

• Mold. Metal	Brillo	1,5x100	P30	032.430.0804.01211	
---------------	--------	---------	-----	--------------------	--

• Mold. Metal	Mate	1,5x100	P30	032.430.0803.01211	
---------------	------	---------	-----	--------------------	--

• Mold. Metal	Bronce Brillo	1,5x100	P34	032.430.0336.01211	
---------------	---------------	---------	-----	--------------------	--

**\*TRIMP** Piezas especiales / Special pieces / Pièces especiales  
(No Rlv. / No Dec.)




Consultar en página / Consult on page / Consulter en page: 372




**Combínalo con...** / combine it with / combiné avec  
Cellini 33,3x100 Pág. / Page / Page 194  
Desert 33,3x100 Pág. / Page / Page 198  
Wells 33,3x100 Pág. / Page / Page 274



Rvto. / Wall / Rvto. / P. Rlv. Torano Brillo 33,3x100 - Torano Brillo 33,3x100  
Pvto. / Floor / Sol: At. Acadian Wengue 23x120



• Oasis Mix 33,3x100 Rec. M48 031.627.0100.10100



• Class Mix 33,3x100 Rec. M48 031.627.0100.10354

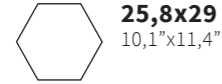
**Empaquetado / Packaging / Emballage**

Formato	pz/cj	m <sup>2</sup> /cj	cj/pl	m <sup>2</sup> /pl	kg/cj	kg/pl
33,3x100	6	2.00	48	96.00	24.00	1,174.00
30x60	9	1.62	-	97.20	20.00	1,229.00
1,5x100	12	-	-	-	2.60	-

# TREND COLLECTION / ANTIC TREND



Formatos / Sizes / Formats



Antic Trend 33,3x100 Rec. M48 031.627.0001.10292

Hexagono Antic Trend M64 015.122.0001.10292  
Compacglass  
Gres Porcelánico Esmaltado  
Glazed Porcelain Tiles · Grès Cérame Émaillé



Rvto. / Wall / Rvtm.: Antic Trend 33,3x100 - Vita Arena 60x120  
Pvto. / Floor / Sol: Vita Arena 60x60

Rvto. / Wall / Rvtm.: Antic Trend 33,3x100 - Sils Arena 33,3x100  
Pvto. / Floor / Sol: Nera Roble 25x150



### Empaquetado / Packaging / Emballage

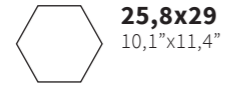
Formato	pz/cj	m <sup>2</sup> /cj	cj/pl	m <sup>2</sup> /pl	kg/cj	kg/pl
33,3x100	6	2.00	48	96.00	24.00	1,174.00
25,8x29	18	1.00	48	48.00	22.50	1,100.00

# TREND COLLECTION / MODERN TREND

PASTA BLANCA  
REVESTIMIENTO PASTA BLANCA RECTIFICADA · RECTIFIED WHITE BODY WALL TILES · REVÈTEMENT PÂTE BLANCHE RECTIFIÉE



Formatos / Sizes / Formats



Modern Trend Mix 33,3x100 Rec. M48 031.627.0100.10291

Hexagono Mix 25,8x29  
Modern Trend M64 015.122.0100.10291  
Compacglass  
Gres Porcelánico Esmaltado  
Glazed Porcelain Tiles · Grès Cérame Émaillé



Rvto. / Wall / Rvrm.: Modern Trend 33,3x100 - Sils Arena 33,3x100  
Pvto. / Floor / Sol: Nera Roble 25x150



Rvto. / Wall / Rvrm.: Modern Trend 33,3x100 - Ageri Blanco 33,3x100  
Pvto. / Floor / Sol: Nera Roble 25x150



Empaquetado / Packaging / Emballage

Formato	pz/cj	m <sup>2</sup> /cj	cj/pl	m <sup>2</sup> /pl	kg/cj	kg/pl
33,3x100	6	2.00	48	96.00	24.00	1,174.00
25,8x29	18	1.00	48	48.00	22.50	1,100.00

# TREND COLLECTION / ROYAL TREND

PASTA BLANCA  
REVESTIMIENTO PASTA BLANCA RECTIFICADA · RECTIFIED WHITE BODY WALL TILES · REVÊTEMENT PÂTE BLANCHE RECTIFIÉE



Formatos / Sizes / Formats

**33,3x100**  
13,11"x39,37"  
REC.

**25,8x29**  
10,1"x11,4"



Royal Trend Blue 33,3x100 Rec. M48 031.627.0111.10290

Hexagono Blue 25,8x29  
Royal Trend M64 015.122.0111.10290  
**Compacglass**  
Gres Porcelánico Esmaltado  
Glazed Porcelain Tiles · Grès Cérame Émaillé



Rvto. / Wall / Rvrm.: **Royal Trend 33,3x100 - Sils Ceniza 33,3x100**  
Pvto. / Floor / Sol: **Nera Roble 25x150**

Rvto. / Wall / Rvrm.: **Royal Trend 33,3x100 - Sils Ceniza 33,3x100**  
Pvto. / Floor / Sol: **Omnia Ash 90x90**



**Empaquetado / Packaging / Emballage**

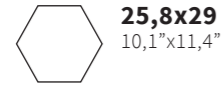
Formato	pz/cj	m <sup>2</sup> /cj	cj/pl	m <sup>2</sup> /pl	kg/cj	kg/pl
33,3x100	6	2.00	48	96.00	24.00	1,174.00
25,8x29	18	1.00	48	48.00	22.50	1,100.00

# TREND COLLECTION / VEGETAL TREND

PASTA BLANCA  
REVESTIMIENTO PASTA BLANCA RECTIFICADA · RECTIFIED WHITE BODY WALL TILES · REVÈTEMENT PÂTE BLANCHE RECTIFIÉE



Formatos / Sizes / Formats



● Vegetal Trend Green 33,3x100 Rec. M48 031.627.0110.10289

● Hexagono Green 25,8x29  
● Vegetal Trend M64 015.122.0110.10289  
**Compacglass**  
Gres Porcelánico Esmaltado  
Glazed Porcelain Tiles · Grès Cérame Émaillé



Rvto. / Wall / Rvrm.: **Vegetal Trend 33,3x100 - Torano Mate 33,3x100**  
Pvto. / Floor / Sol: **Duplostone Marfil 60x60**

Rvto. / Wall / Rvrm.: **Vegetal Trend 33,3x100 - Sils Topo 33,3x100**  
Pvto. / Floor / Sol: **Nera Roble 25x150**



## Empaquetado / Packaging / Emballage

Formato	pz/cj	m <sup>2</sup> /cj	cj/pl	m <sup>2</sup> /pl	kg/cj	kg/pl
33,3x100	6	2.00	48	96.00	24.00	1,174.00
25,8x29	18	1.00	48	48.00	22.50	1,100.00

# VELLORE - VIANA



Formatos / Sizes / Formats

**40x120**  
15,74"x47,24"  
**REC.**



• Viana Snow 40x120 Rec. M63 031.412.0296.00308



• Viana Vison 40x120 Rec. M63 031.412.0024.00308



• Viana Nude 40x120 Rec. M63 031.412.0383.00308



• Viana Ceniza 40x120 Rec. M63 031.412.0019.00308

• Mold. Metal Brillo 1,5x120 P36 032.428.0804.01211



• Vellore Snow 40x120 Rec. M63 031.412.0296.00307



• Vellore Vison 40x120 Rec. M63 031.412.0024.00307



• Vellore Nude 40x120 Rec. M63 031.412.0383.00307



• Vellore Ceniza 40x120 Rec. M63 031.412.0019.00307



Rvto. / Wall / Rvrm.: **Vellore Nude 40x120 - Viana Nude 40x120**  
Pvto. / Floor / Sol: **Oldmanor Tabaco 25x150**



**Empaquetado / Packaging / Emballage**

Formato	pz/cj	m <sup>2</sup> /cj	cj/pl	m <sup>2</sup> /pl	kg/cj	kg/pl
40x120	3	1.44	20	28.80	28.00	580.00
1,5x120	18	-	-	-	5.00	-

# VESTAL




Formatos / Sizes / Formats

**40x120**  
15,74"x47,24"  
**REC.**



• Vestal Nacar 40x120 Rec. M63 031.412.0030.00235



• Vestal Arena 40x120 Rec. M63 031.412.0017.00235



• Vestal Plata 40x120 Rec. M63 031.412.0031.00235

• Mold. Metal Brillo 1,5x120 Rec. P36 032.428.0804.01211



Rvto. / Wall / Rvfm.: Vestal Plata 40x120 - Mold. Metal Brillo 1,5x120 - Malla Essen Gris 30x30 (7x7)  
Pvto. / Floor / Sol: Essen Gris 60,8x60,8



## Empaquetado / Packaging / Emballage

Formato	pz/cj	m <sup>2</sup> /cj	cj/pl	m <sup>2</sup> /pl	kg/cj	kg/pl
40x120	3	1.44	20	28.80	28.00	580.00
1,5x120	18	-	-	-	5.00	-




Formatos / Sizes / Formats



**8x44,2**  
3,14\"/>



• Vita Perla 40x120 Rec. M63 031.412.0037.01227



• Vita Gris 40x120 Rec. M63 031.412.0002.01227




• Rlv. Vita Gris 40x120 Rec. M63 031.412.0002.10145



• Mold. Metal Brillo 1,5x120 Rec. P36 032.428.0804.01211



Rvto. / Wall / Rvtm.: **Vita Perla 40x120 - Rlv. Vita Perla 40x120**



• Vita Arena 40x120 Rec. M63 031.412.0017.01227



• Rlv. Vita Arena 40x120 Rec. M63 031.412.0017.10145



• Rlv. Vita Mix-Gris 8x44,2 M54 015.681.0300.10145

**Compacglass**  
Gres Porcelánico Esmaltado  
Glazed Porcelain Tiles · Grès Cérame Émaillé



• Rlv. Vita Arena 8x44,2 M54 015.681.0017.10145

**Compacglass**  
Gres Porcelánico Esmaltado  
Glazed Porcelain Tiles · Grès Cérame Émaillé



Rvto. / Wall / Rvtm.: **Vita Arena 40x120 - Rlv. Vita Arena 40x120**  
Pvto. / Floor / Sol: **Omnia Noce 60x60**

### Empaquetado / Packaging / Emballage

Formato	pz/cj	m <sup>2</sup> /cj	cj/pl	m <sup>2</sup> /pl	kg/cj	kg/pl
40x120	3	1.44	20	28.80	28.00	580.00
1,5x120	18	-	-	-	5.00	-
8x44,2	24	0.85	64	54.70	17.40	1.115.00



**Pavimento Coordinado / Coordinated Flooring / Sol Coordinné:**  
**Vita 90x90 - 60x60 - Gres Porcelánico / Porcelain Tiles / Grès Cérame - Pág. / Page / Page 78**






Formatos / Sizes / Formats

**30x90**  
11,81"x35,43"  
**REC.**

**8x44,2**  
3,14"x17,40"



● Vita Perla 30x90 Rec. M48 031.872.0037.01227



● Vita Gris 30x90 Rec. M48 031.872.0002.01227



● Rlv. Vita Mix-Gris 30x90 Rec. M48 031.872.0300.10145



● Rlv. Vita Mix-Gris 8x44,2 M54  
015.681.0300.10145

**Compacglass**  
Gres Porcelánico Esmaltado  
Glazed Porcelain Tiles · Grès Cérame Émaillé



● Mold. Metal Brillo 1,5x90 P33 032.007.0804.01211



● Vita Arena 30x90 Rec. M48 031.872.0017.01227



● Rlv. Vita Arena 30x90 Rec. M48 031.872.0017.10145



● Rlv. Vita Arena 8x44,2 M54  
015.681.0017.10145

**Compacglass**  
Gres Porcelánico Esmaltado  
Glazed Porcelain Tiles · Grès Cérame Émaillé



Rvto. / Wall / Rvto.: **Vita Arena 30x90** - Rlv. Vita Arena 30x90  
Pvto. / Floor / Sol: **Oldmanor Tabaco 25x150**



**Pavimento Coordinado / Coordinated Flooring / Sol Coordinné:**  
**Vita 90x90 - 60x60** - Gres Porcelánico / Porcelain Tiles / Grès Cérame - Pág. / Page / Page 78

**Empaquetado / Packaging / Emballage**

Formato	pz/cj	m <sup>2</sup> /cj	cj/pl	m <sup>2</sup> /pl	kg/cj	kg/pl
30x90	4	1.08	64	69.12	18.75	1,220.00
1,5x90	21	-	-	-	5.50	-
8x44,2	24	0.85	64	54.70	17.40	1,115.00



Formatos / Sizes / Formats

**40x120**  
15,74"x47,24"

REC.




• Voss Snow 40x120 Rec. M63 031.412.0296.00241



• Voss Calcita 40x120 Rec. M63 031.412.0223.00241



• Voss Opalo 40x120 Rec. M63 031.412.0059.00241



• Voss Linen 40x120 Rec. M63 031.412.0313.00241

• Mold. Metal Brillo 1,5x120 Rec. P36 032.428.0804.01211



Rvta. / Wall / Rvtn.: **Vestal Plata 40x120 - Voss Calcita 40x120**  
Pvto. / Floor / Sol: **Eaton Ash 60,8x60,8**



**Empaquetado / Packaging / Emballage**

Formato	pz/cj	m <sup>2</sup> /cj	cj/pl	m <sup>2</sup> /pl	kg/cj	kg/pl
40x120	3	1.44	20	28.80	28.00	580.00
1,5x120	18	-	-	-	5.00	-

# WELLS

NEW  
2022

PASTA BLANCA  
REVESTIMIENTO PASTA BLANCA RECTIFICADA · RECTIFIED WHITE BODY WALL TILES · REVÈTEMENT PÂTE BLANCHE RECTIFIÉE



Formatos / Sizes / Formats

**33,3x100**  
13,11"x39,37"  
REC.



Wells Pearl 33,3x100 Rec. M48 031.627.0169.06159



Rlv. Wells Pearl 33,3x100 Rec. M48 031.627.0169.10099



Cellini Brillo 33,3x100 Rec. M48 031.627.0804.09556

Mold. Metal Brillo 1,5x100 P30 032.430.0804.01211

Mold. Metal Mate 1,5x100 P30 032.430.0803.01211


Mold. Metal Bronce Brillo 1,5x100 P34 032.430.0336.01211




Wells Ash 33,3x100 Rec. M48 031.627.0344.06159



Rlv. Wells Ash 33,3x100 Rec. M48 031.627.0344.10099



Oasis Mix 33,3x100 Rec. M48 031.627.0100.10100



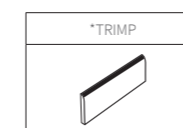
Class Mix 33,3x100 Rec. M48 031.627.0100.10354



Rvto. / Wall / Rvrm.: Wells Ash 33,3x100 - Rlv. Wells Perla 33,3x100 - Class Mix 33,3x100  
Pvto. / Floor / Sol: Wells Ash 120x120

Piezas especiales / Special pieces / Pièces especiales (No Rlv. / No Dec.)

Consultar en página / Consult on page / Consulter en page: 372



Empaquetado / Packaging / Emballage

Formato	pz/cj	m <sup>2</sup> /cj	cj/pl	m <sup>2</sup> /pl	kg/cj	kg/pl
33,3x100	6	2.00	48	96.00	24.00	1,174.00
1,5x100	12	-	-	-	2.60	-



Pavimento Coordinado / Coordinated Flooring / Sol Coordinné:  
WELLS - MATERIA

# WELLS



Formatos / Sizes / Formats

**33,3x100**  
13,11"x39,37"  
REC.



Wells Cream 33,3x100 Rec. M48 031.627.0163.06159



Rlv. Wells Cream 33,3x100 Rec. M48 031.627.0163.10099



Torano Brillo 33,3x100 Rec. M48 031.627.0804.09878




Oasis Mix 33,3x100 Rec. M48 031.627.0100.10100



Mold. Metal Bronce Brillo 1,5x100 P34 032.430.0336.01211



Mold. Metal Brillo 1,5x100 P30 032.430.0804.01211



Wells Moka 33,3x100 Rec. M48 031.627.0240.06159



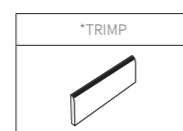
Rlv. Wells Moka 33,3x100 Rec. M48 031.627.0240.10099



Desert Natural 33,3x100 Rec. M48 031.627.0102.04037



Class Mix 33,3x100 Rec. M48 031.627.0100.10354



**Piezas especiales** / Special pieces / Pièces especiales  
(No Rlv. / No Dec.)

Consultar en página / Consult on page / Consulter en page: 372


**NEW  
2022**

REVESTIMIENTO PASTA BLANCA RECTIFICADA · RECTIFIED WHITE BODY WALL TILES · REVÊTEMENT PÂTE BLANCHE RECTIFIÉE

PASTA BLANCA



Rvto. / Wall / Rvrm.: Wells Cream 33,3x100 - Rlv. Wells Moka 33,3x100  
Pvto. / Floor / Sol: Wells Moka 120x120



Rvto. / Wall / Rvrm.: Wells Cream 33,3x100 - Oasis Mix 33,3x100  
Pvto. / Floor / Sol: Wells Cream 120x120

**Empaquetado** / Packaging / Emballage

Formato	pz/cj	m <sup>2</sup> /cj	cj/pl	m <sup>2</sup> /pl	kg/cj	kg/pl
33,3x100	6	2.00	48	96.00	24.00	1.174.00
1,5x100	12	-	-	-	2.60	-



**Pavimento Coordinado** / Coordinated Flooring / Sol Coordinné:  
**WELLS - MATERIA**

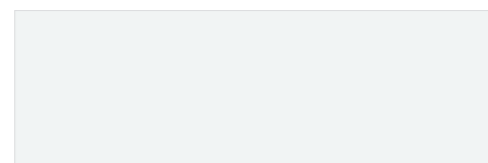
# WHITES TRIPOLI - HAYDEN RLV. - DONEGAL RLV.

PASTA BLANCA  
REVESTIMIENTO PASTA BLANCA · WHITE BODY WALL TILES · REVÊTEMENT PÂTE BLANCHE




Formatos / Sizes / Formats

20x60  
7,87"x23,62"



• Tripoli Mate Snow 20x60 M19 027.670.0296.01316



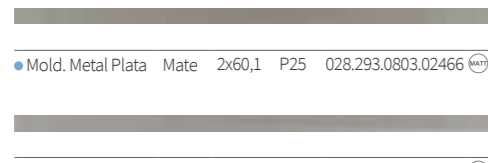
• Tripoli Blanco 20x60 M19 027.670.0012.01205



• Rlv. Hayden Blanco 20x60 M19 027.670.0012.00951



• Rlv. Donegal Snow 20x60 M19 027.670.0296.01450



• Mold. Metal Plata Mate 2x60,1 P25 028.293.0803.02466



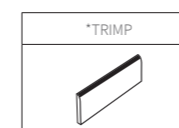
• Mold. Metal Plata Brillo 2x60,1 P25 028.293.0804.02466



Rvto. / Wall / Rvtm.: Tripoli Mate Snow 20x60 - Rlv. Donegal Snow 20x60  
Pvto. / Floor / Sol: Essen Tortora 45x90

Piezas especiales / Special pieces / Pieces especiales (No Rlv.)

Consultar en página / Consult on page / Consulter en page: 372



Empaquetado / Packaging / Emballage


Formato	pz/cj	m <sup>2</sup> /cj	cj/pl	m <sup>2</sup> /pl	kg/cj	kg/pl
20x60	9	1.08	64	69.12	17.90	1,165.60
2x60,1	10	-	-	-	2.05	-



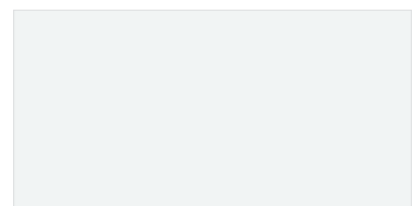


Formatos / Sizes / Formats

**25x50**  
9,84"x19,68"



• Tripoli Mate Snow 25x50  
M19 027.588.0296.01316




• Tripoli Blanco 25x50  
M19 027.588.0012.01205


• Mold. Metal Plata Brillo 1,5x50  
P22 028.720.0804.02466



• Dec. Onil Naranja 25x50  
P42 028.645.0057.01129



• Dec. Onil Azul 25x50  
P42 028.645.0004.01129



• Dec. Onil Malva 25x50  
P42 028.645.0070.01129

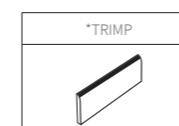


Rvto. / Wall / Rvtrm.: Tripoli Mate Snow 25x50 - Dec. Onil Naranja 25x50



Piezas especiales / Special pieces / Pieces especiales

Consultar en página / Consult on page / Consulter en page: 372



Empaquetado / Packaging / Emballage

Formato	pz/cj	m <sup>2</sup> /cj	cj/pl	m <sup>2</sup> /pl	kg/cj	kg/pl
25x50	14	1.75	48	84.00	25.80	1,258.40
25x50 Dec.	7	-	-	-	17.00	-
1,5x50	14	-	-	-	1.20	-

# WHITES COTON - GLACE - LINEN NEIGE - ROSSINI - VOILE - TRIPOLI



Formatos / Sizes / Formats


**25x75**  
9,84"x29,53"



• Coton Blanco 25x75 M30 027.725.0012.02880



• Glace Blanco 25x75 M30 027.725.0012.02879



• Linen Blanco 25x75 M30 027.725.0012.02881

• Mold. Metal Plata Brillo 2x75 P28 028.719.0804.02466

• Mold. Metal Plata Mate 2x75 P28 028.719.0803.02466



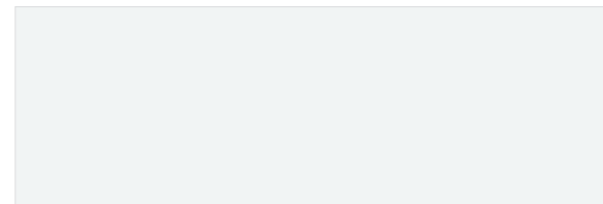
• Neige Blanco 25x75 M30 027.725.0012.02877



• Voile Blanco 25x75 M30 027.725.0012.02878



• Dec. Rossini 25x75 M164 028.725.0001.02932



• Tripoli Blanco 25x75 M30 027.725.0012.01205

• Tripoli Mate Blanco 25x75 M30 027.725.0012.01316

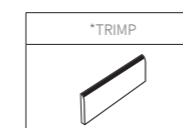
• Tripoli Mate Snow 25x75 M30 027.725.0296.01316



Rvto. / Wall / Rvtn... **Glace Blanco 25x75 - Soul Perla 25x75 - Bosque Argent 22x85**  
Pvto. / Floor / Sol: **Bosque Argent 22x85**

Piezas especiales / Special pieces / Pieces especiales (No Rlv.)

Consultar en página / Consult on page / Consulter en page: 372



Empaquetado / Packaging / Emballage

Formato	pz/cj	m <sup>2</sup> /cj	cj/pl	m <sup>2</sup> /pl	kg/cj	kg/pl
25x75	7	1.31	48	62.88	20.50	1,004.00
2x75	21	-	-	-	5.76	-



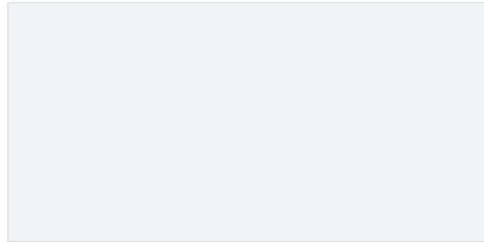
# WHITES TRIPOLI AROSA-BABEL-ORDESA

PASTA BLANCA  
REVESTIMIENTO PASTA BLANCA RECTIFICADA · RECTIFIED WHITE BODY WALL TILES · REVÊTEMENT PÂTE BLANCHE RECTIFIÉE

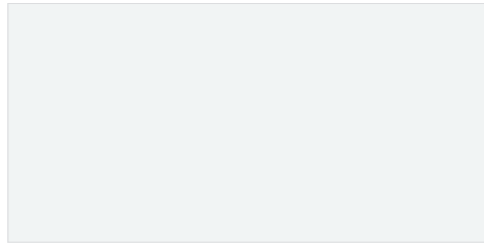


Formatos / Sizes / Formats

**30x60**  
11,81"x23,62"  
**REC.**



• Tripoli Mate Snow 30x60 Rec. M28 031.547.0296.01316



• Tripoli Blanco 30x60 Rec. M28 031.547.0012.01205




• Ordesa Roble 30x60 Rec. M28 031.547.0036.02244



• Mold. Metal Plata Mate 2x60,1 P25 028.293.0803.02466



• Mold. Metal Plata Brillo 2x60,1 P25 028.293.0804.02466



• Babel Snow 30x60 Rec. M174 032.547.0296.01612



• Dec.Arosa Blanco 30x60 Rec. P79 032.451.0012.01034



Rvto. / Wall / Rvrm.: **Tripoli Blanco 30x60**  
Pvto. / Floor / Sol.: **Boreal Miel 23x120**

## Empaquetado / Packaging / Emballage

Formato	pz/cj	m <sup>2</sup> /cj	cj/pl	m <sup>2</sup> /pl	kg/cj	kg/pl
30x60	9	1.62	60	97.20	20.00	1,229.00
30x60 Dec	4	-	-	-	9.00	-
2x60,1	10	-	-	-	2.05	-



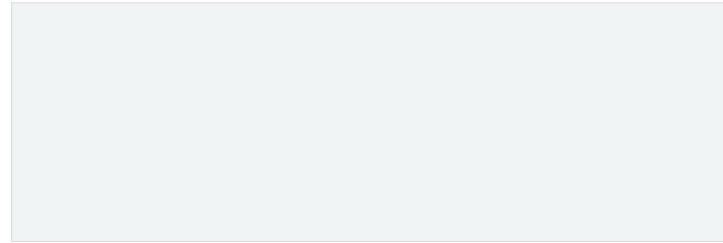


# WHITES TRIPOLI - DERNIA - ICELAND - SIRTE TOBRUK - FORVM RLV.



Formatos / Sizes / Formats

**30x90**  
11,81"x35,43"  
**REC.**



• Tripoli Blanco 30x90 Rec. M48 031.872.0012.01205  
• Tripoli Mate Snow 30x90 Rec. M48 031.872.0296.01316



• Derna Blanco 30x90 Rec. M48 031.872.0012.00115  
• Derna Snow 30x90 Rec. M48 031.872.0296.00115



• Tobruk Blanco 30x90 Rec. M48 031.872.0012.00114  
• Tobruk Snow 30x90 Rec. M48 031.872.0296.00114



• Iceland White 30x90 Rec. M48 031.872.0108.10075



• Sirte Blanco 30x90 Rec. M48 031.872.0012.00111  
• Sirte Snow 30x90 Rec. M48 031.872.0296.00111



• Riv. Forvm Snow 30x90 Rec. M48 031.872.0296.00139

• Mold. Metal Brillo 1,5x90 P33 032.007.0804.01211



Rvto. / Wall / Rvto.: **Iceland White 30x90**  
Pvto. / Floor / Sol: **At. Boi Coto 31,2x31,2**

Rvto. / Wall / Rvto.: **Sirte Blanco 30x90 - Tripoli Blanco 30x90**  
Pvto. / Floor / Sol: **Elk Teka 25x150**

**Empaquetado / Packaging / Emballage**

Formato	pz/cj	m <sup>2</sup> /cj	cj/pl	m <sup>2</sup> /pl	kg/cj	kg/pl
30x90	4	1,08	64	69,12	18,75	1,220,00
1,5x90	21	-	-	-	5,50	-



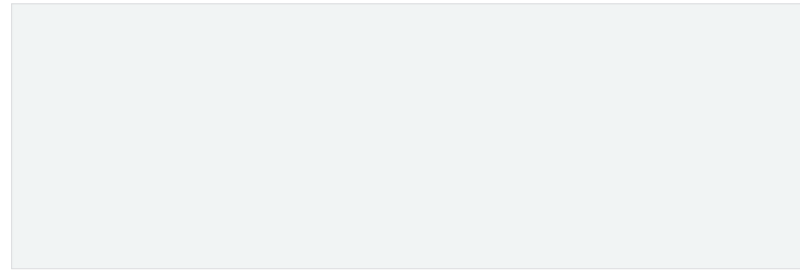
# WHITES TRIPOLI - AITNE - AMALT - ORDESA

PASTA BLANCA  
REVESTIMIENTO PASTA BLANCA RECTIFICADA · RECTIFIED WHITE BODY WALL TILES · REVÊTEMENT PÂTE BLANCHE RECTIFIÉE



Formatos / Sizes / Formats

**33,3x100**  
13,11"x39,37"  
REC.



• Tripoli	Blanco	33,3x100	Rec.	M48	031.627.0012.01205	
• Tripoli	Mate Snow	33,3x100	Rec.	M48	031.627.0296.01316	



• Aitne	Blanco	33,3x100	Rec.	M48	031.627.0012.00003	
• Aitne	Snow	33,3x100	Rec.	M48	031.627.0296.00003	

• Mold. Metal	Mate	1,5x100		P30	032.430.0803.01211	
---------------	------	---------	--	-----	--------------------	--



• Amalt	Blanco	33,3x100	Rec.	M48	031.627.0012.00001	
• Amalt	Snow	33,3x100	Rec.	M48	031.627.0296.00001	



• Ordesa	Roble	33,3x100	Rec.	M48	031.627.0036.02244	
----------	-------	----------	------	-----	--------------------	--

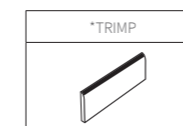
• Mold. Metal	Brillo	1,5x100		P30	032.430.0804.01211	
---------------	--------	---------	--	-----	--------------------	--



Rvto. / Wall / Rvrm.: **Tripoli Mate Snow 33,3x100 - Ordesa Roble 33,3x100**  
Pvto. / Floor / Sol: **Omnia Ash 90x90**

Piezas especiales / Special pieces / Pièces especiales (No Rlv. / No Dec.)

Consultar en página / Consult on page / Consulter en page: 372



Empaquetado / Packaging / Emballage

Formato	pz/cj	m <sup>2</sup> /cj	cj/pl	m <sup>2</sup> /pl	kg/cj	kg/pl
33,3x100	6	2.00	48	96.00	24.00	1,174.00
1,5x100	12	-	-	-	2.60	-



# WHITES TRIPOLI - VARENNA - VOLTERRA - VOSS

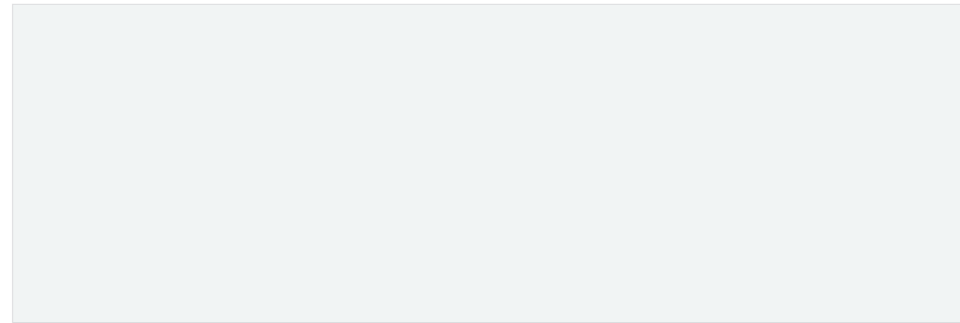
**NEW  
2022**

PASTA BLANCA  
REVESTIMIENTO PASTA BLANCA RECTIFICADA · RECTIFIED WHITE BODY WALL TILES · REVÊTEMENT PÂTE BLANCHE RECTIFIÉE



Formatos / Sizes / Formats


**40x120**  
15,74"x47,24"  
**REC.**



• Tripoli	Blanco	40x120	Rec.	M63	031.412.0012.01205	
• Tripoli	Mate Snow	40x120	Rec.	M63	031.412.0296.01316	



• Varenna	Snow	40x120	Rec.	M63	031.412.0296.10351	
-----------	------	--------	------	-----	--------------------	--



• Volterra	Blanco	40x120	Rec.	M63	031.412.0012.00242	
------------	--------	--------	------	-----	--------------------	--



• Voss	Snow	40x120	Rec.	M63	031.412.0296.00241	
--------	------	--------	------	-----	--------------------	--

• Mold. Metal	Brillo	1,5x120	Rec.	P36	032.428.0804.01211	
---------------	--------	---------	------	-----	--------------------	--



• Dec. Anya	Argent	40x120 Pack-2	Rec.	P746	032.555.0001.10847	
-------------	--------	---------------	------	------	--------------------	--



Rvto. / Wall / Rvto.: **Tripoli Mate Snow 40x120 - Dec. Anya Argent 40x120**  
Pvto. / Floor / Sol: **Oldmanor Ambar 25x150**

### Empaquetado / Packaging / Emballage

Formato	pz/cj	m <sup>2</sup> /cj	cj/pl	m <sup>2</sup> /pl	kg/cj	kg/pl
40x120	3	1.44	20	28.80	28.00	580.00
40x120 Pack-2	1	-	-	-	18.70	-
1,5x120	18	-	-	-	5.00	-





# AGATHA

RUIZ DE LA PRADA

# AGATHA 21




Formatos / Sizes / Formats


**19,8x22,8**  
7,79"x8,97"



● Agatha 21 Amarillo  
19,8x22,8 M74  
015.292.0011.01753




● Agatha 21 Navi  
19,8x22,8 M74  
015.292.0118.01753



● Agatha 21 White  
19,8x22,8 M74  
015.292.0108.01753



● Agatha 21 Coral  
19,8x22,8 M74  
015.292.0040.01753



● Agatha 21 Aqua  
19,8x22,8 M74  
015.292.0498.01753



● Dc. Agatha 21 Corazon Naranja 19,8x22,8 P16  
025.514.0057.04952



● Dc. Agatha 21 Corazon Blanco 19,8x22,8 P16  
025.514.0012.04952



● Dc. Agatha 21 Corazon Verde 19,8x22,8 P16  
025.514.0005.04952



● Dc. Agatha 21 Corazon Rojo 19,8x22,8 P16  
025.514.0008.04952



● Dc. Agatha 21 Corazon Amarillo 19,8x22,8 P16  
025.514.0011.04952



● Dc. Agatha 21 Estrella Naranja 19,8x22,8 P16  
025.514.0057.04955



● Dc. Agatha 21 Estrella Blanco 19,8x22,8 P16  
025.514.0012.04955



● Dc. Agatha 21 Estrella Verde 19,8x22,8 P16  
025.514.0005.04955



● Dc. Agatha 21 Estrella Rojo 19,8x22,8 P16  
025.514.0008.04955



● Dc. Agatha 21 Estrella Amarillo 19,8x22,8 P16  
025.514.0011.04955



Rvto. / Wall / Rvrm.: Agatha 21 Aqua 19,8x22,8 - Agatha Festa 21 Aqua 19,8x22,8 - Agatha 21 Amarillo 19,8x22,8  
Pvto. / Floor / Sol: Agatha Magic 21 Aqua 22,3x22,3



## Empaquetado / Packaging / Emballage

Formato	pz/cj	m <sup>2</sup> /cj	cj/pl	m <sup>2</sup> /pl	kg/cj	kg/pl
19,8x22,8	24	0,84	48	40,32	18,00	884,00
19,8x22,8 Dc.	8	-	-	-	6,00	-

# AGATHA 21 CARROUSEL

AGATHA RUIZ DE LA PRADA  
 REVESTIMIENTO PASTA BLANCA · WHITE BODY WALL TILES · REVÊTEMENT PÂTE BLANCHE



Formatos / Sizes / Formats

19,8x22,8  
 7,79"x8,97"



● Agatha Carrousel 21  
 19,8x22,8 M74  
 015.292.0001.01738



Rvto. / Wall / Rvtm.: Agatha 21 Coral 19,8x22,8 - Agatha Carrousel 21 19,8x22,8 - Agatha 21 Blanco 19,8x22,8 - Agatha 21 Amarillo 19,8x22,8  
 Pvto. / Floor / Sol: Agatha 21 Amarillo 19,8x22,8



**Empaquetado / Packaging / Emballage**

Formato	pz/cj	m <sup>2</sup> /cj	cj/pl	m <sup>2</sup> /pl	kg/cj	kg/pl
19,8x22,8	24	0.84	48	40.32	18.00	884.00

# AGATHA 21 CIRCUS




Formatos / Sizes / Formats


**19,8x22,8**  
7,79"x8,97"



● Agatha Circus 21 Amarillo  
19,8x22,8 M74  
015.292.0011.01774




● Agatha Circus 21 Celeste  
19,8x22,8 M74  
015.292.0055.01774



● Agatha Circus 21 Blanco  
19,8x22,8 M74  
015.292.0012.01774



● Agatha Circus 21 Coral  
19,8x22,8 M74  
015.292.0040.01774



● Agatha Circus 21 Aqua  
19,8x22,8 M74  
015.292.0498.01774



● Dc. Agatha Circus 21 Corazon Naranja 19,8x22,8 P16  
025.514.0057.04956



● Dc. Agatha Circus 21 Corazon Azul 19,8x22,8 P16  
025.514.0004.04956



● Dc. Agatha Circus 21 Corazon Verde 19,8x22,8 P16  
025.514.0005.04956



● Dc. Agatha Circus 21 Corazon Rojo 19,8x22,8 P16  
025.514.0008.04956




● Dc. Agatha Circus 21 Corazon Amarillo 19,8x22,8 P16  
025.514.0011.04956



● Dc. Agatha Circus 21 Estrella Naranja 19,8x22,8 P16  
025.514.0057.04957



● Dc. Agatha Circus 21 Estrella Azul 19,8x22,8 P16  
025.514.0004.04957



● Dc. Agatha Circus 21 Estrella Verde 19,8x22,8 P16  
025.514.0005.04957



● Dc. Agatha Circus 21 Estrella Rojo 19,8x22,8 P16  
025.514.0008.04957



● Dc. Agatha Circus 21 Estrella Amarillo 19,8x22,8 P16  
025.514.0011.04957



Rvto. / Wall / Rvrm.: **Agatha Circus 21 Celeste 19,8x22,8**



## Empaquetado / Packaging / Emballage

Formato	pz/cj	m <sup>2</sup> /cj	cj/pl	m <sup>2</sup> /pl	kg/cj	kg/pl
19,8x22,8	24	0,84	48	40,32	18,00	884,00
19,8x22,8 Dc.	8	-	-	-	6,00	-

# AGATHA 21 CONFETTI




Formatos / Sizes / Formats


**22,3x22,3**  
8,78"x8,78"




**19,8x22,8**  
7,79"x8,97"



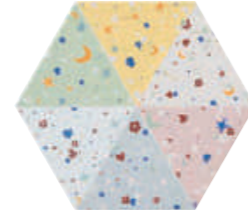
● Agatha Confetti 21 Amarillo  
22,3x22,3 M52  
015.826.0011.01737



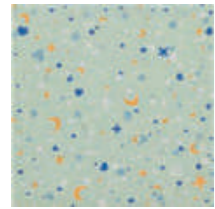
● Agatha Confetti 21 Amarillo  
19,8x22,8 M74  
015.292.0011.01737




● Agatha Confetti 21 Multi  
22,3x22,3 M52  
015.826.0558.01737




● Agatha Confetti 21 Multi  
19,8x22,8 M74  
015.292.0558.01737




● Agatha Confetti 21 Aqua  
22,3x22,3 M52  
015.826.0498.01737



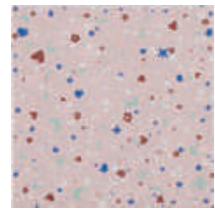
● Agatha Confetti 21 Aqua  
19,8x22,8 M74  
015.292.0498.01737



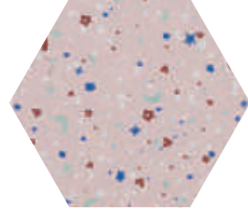
● Agatha Confetti 21 Blanco  
22,3x22,3 M52  
015.826.0012.01737



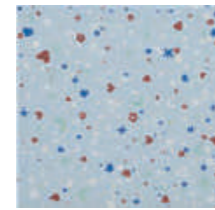
● Agatha Confetti 21 Blanco  
19,8x22,8 M74  
015.292.0012.01737




● Agatha Confetti 21 Coral  
22,3x22,3 M52  
015.826.0040.01737



● Agatha Confetti 21 Coral  
19,8x22,8 M74  
015.292.0040.01737



● Agatha Confetti 21 Celeste  
22,3x22,3 M52  
015.826.0055.01737



● Agatha Confetti 21 Celeste  
19,8x22,8 M74  
015.292.0055.01737



Pvto. / Wall / Rvfm.: Agatha 21 Aqua 19,8x22,8 - Agatha Confetti 21 Blanco 19,8x22,8  
Pvto. / Floor / Sol.: Agatha Confetti 21 Multi 19,8x22,8



## Empaquetado / Packaging / Emballage

Formato	pz/cj	m <sup>2</sup> /cj	cj/pl	m <sup>2</sup> /pl	kg/cj	kg/pl
19,8x22,8	24	0,84	48	40,32	18,00	884,00
22,3x22,3	20	1,00	45	45,00	24,00	1.100,00



# AGATHA 21 FESTA


GRES PORCELÁNICO ESMALTADO · GLAZED PORCELAIN TILES · GRÈS CÉRAMÉ ÉMAILLÉ

AGATHA RUIZ DE LA PRADA



Formatos / Sizes / Formats

19,8x22,8  
7,79"x8,97"




● Agatha Festa 21  
19,8x22,8  
015.292.0011.01749

Amarillo  
M74



● Agatha Festa 21  
19,8x22,8  
015.292.0498.01749

Aqua  
M74



● Agatha Festa 21  
19,8x22,8  
015.292.0040.01749

Coral  
M74



● Agatha Festa 21  
19,8x22,8  
015.292.0118.01749

Navi  
M74



● Agatha Festa 21  
19,8x22,8  
015.292.0108.01749

White  
M74



Rvto. / Wall / Rvtm.: Agatha 21 Coral 19,8x22,8 - Agatha Festa 21 Coral 19,8x22,8



## Empaquetado / Packaging / Emballage

Formato	pz/cj	m <sup>2</sup> /cj	cj/pl	m <sup>2</sup> /pl	kg/cj	kg/pl
19,8x22,8	24	0.84	48	40.32	18.00	884.00

# AGATHA 21 MAGIC



Formatos / Sizes / Formats

**22,3x22,3**  
8,78"x8,78"



● Agatha Magic 21 White  
22,3x22,3 M52  
015.826.0108.01743



● Agatha Magic 21 Aqua  
22,3x22,3 M52  
015.826.0498.01743



● Agatha Magic 21 Navi  
22,3x22,3 M52  
015.826.0118.01743



● Agatha Magic 21 Amarillo  
22,3x22,3 M52  
015.826.0011.01743



● Agatha Magic 21 Coral  
22,3x22,3 M52  
015.826.0040.01743



Rvto. / Wall / Rvrm.: Agatha 21 Aqua 19,8x22,8 - Agatha Festa 21 Aqua 19,8x22,8 - Agatha 21 Amarillo 19,8x22,8  
Pvto. / Floor / Sol: Agatha Magic 21 Aqua 22,3x22,3



### Empaquetado / Packaging / Emballage

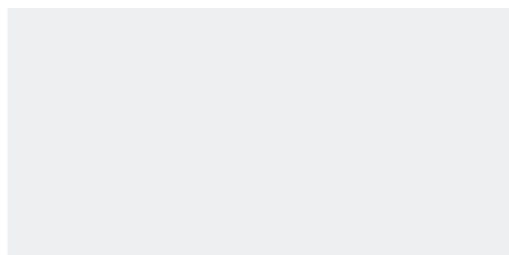
Formato	pz/cj	m <sup>2</sup> /cj	cj/pl	m <sup>2</sup> /pl	kg/cj	kg/pl
22,3x22,3	20	1,00	45	45,00	24,00	1,100,00

# AGATHA 25x50



Formatos / Sizes / Formats

25x50  
 9,84"x19,68"



● Agatha Blanco 25x50 M19 027.588.0012.05053



● Agatha Pistacho 25x50 M19 027.588.0194.05053



● Agatha Turquesa 25x50 M19 027.588.0027.05053



● Dec. Party Lunares 1 P43 028.645.0001.01716



● Dec. Agatha Lunares Pistacho P43 028.645.0194.05063



● Dec. Agatha Lunares Turquesa P43 028.645.0027.05063



● Dec. Party 1 Lineas 1 P46 028.645.0001.01719



● Dec. Agatha 1 Lineas Pistacho P46 028.645.0194.01965



● Dec. Agatha 1 Lineas Turquesa P46 028.645.0027.01965



● Dec. Party 2 Lineas 1 P46 028.645.0001.01717



● Dec. Agatha 2 Lineas Pistacho P46 028.645.0194.01819



● Dec. Agatha 2 Lineas Turquesa P46 028.645.0027.01819



● List. Party 1 Lineas 1 P20 028.646.0001.01719



● List. Party 2 Lineas 1 P11 028.174.0001.01717



Rvto. / Wall / Rvrm.: Agatha 2 Líneas Turquesa 25x50 - Agatha 1 Líneas Turquesa 25x50 - Agatha Lunares Turquesa 25x50 - Agatha Blanco 25x50  
 Pvto. / Floor / Sol: Arcoiris Blanco 31,6x31,6 - Arcoiris Turquesa 31,6x31,6



### Empaquetado / Packaging / Emballage

Formato	pz/cj	m <sup>2</sup> /cj	cj/pl	m <sup>2</sup> /pl	kg/cj	kg/pl
25x50	14	1,75	48	84,00	25,80	1,258,40
25x50 Dec.	7	-	-	-	17,00	-
6x25	18	-	-	-	5,50	-
6x50	4	-	-	-	2,40	-

Pavimentos Sugeridos / Recommended Flooring / Revêtements de Sol Conseillés:  
 Arcoiris 31,6x31,6 - Pavimento pasta roja / Red body floor tiles / Sol pâte rouge - Pág. / Page / Page 344

# AGATHA 25x50

AGATHA RUIZ DE LA PRADA  
REVESTIMIENTO PASTA BLANCA · WHITE BODY WALL TILES · REVÊTEMENT PÂTE BLANCHE




Formatos / Sizes / Formats

**25x50**  
9,84"x19,68"



● Agatha Amarillo 25x50 M19 027.588.0011.05053



● Agatha Naranja 25x50 M19 027.588.0057.05053



● Agatha Carmin 25x50 M19 027.588.0195.05053



● Dec. Agatha Lunares Amarillo P43 028.645.0011.05063



● Dec. Agatha Lunares Naranja P43 028.645.0057.05063



● Dec. Agatha Lunares Carmin P43 028.645.0195.05063



● Dec. Agatha 1 Líneas Amarillo P46 028.645.0011.01965



● Dec. Agatha 1 Líneas Naranja P46 028.645.0057.01965



● Dec. Agatha 1 Líneas Carmin P46 028.645.0195.01965



● Dec. Agatha 2 Líneas Amarillo P46 028.645.0011.01819



● Dec. Agatha 2 Líneas Naranja P46 028.645.0057.01819



● Dec. Agatha 2 Líneas Carmin P46 028.645.0195.01819



Rvto. / Wall / Rvrm.: Agatha 2 Líneas Carmin 25x50 - Agatha 1 Líneas Carmin 25x50 - Agatha Lunares Carmin 25x50 - Agatha Blanco 25x50  
Pvto. / Floor / Sol: Arcoiris Blanco 31,6x31,6 - Malla Colores 31,6x31,6

**Pavimentos Sugeridos / Recommended Flooring / Revêtements de Sol Conseillés:**  
Arcoiris 31,6x31,6 - Pavimento pasta roja / Red body floor tiles / Sol pâte rouge - Pág. / Page / Page 344

### Empaquetado / Packaging / Emballage

Formato	pz/cj	m <sup>2</sup> /cj	cj/pl	m <sup>2</sup> /pl	kg/cj	kg/pl
7,5x26,5	25	0,50	121	60,50	7,60	939,60
7,5x26,5 Dc.	26	-	-	-	7,90	-




REVESTIMIENTO  
PASTA ROJA

RED BODY WALL TILES  
*REVÊTEMENT PÂTE ROUGE*



Formatos / Sizes / Formats

**31,6x60**  
12,44"x23,62"



● Albi Blanco 31,6x60 M17 002.655.0012.10136



● Dec. Albi Mix 31,6x60 M17 002.655.0100.10269



● Rlv. Albi Gris 31,6x60 M17 002.655.0002.10137



● Rlv. Albi Beige 31,6x60 M17 002.655.0007.10137



● Albi Perla 31,6x60 M17 002.655.0037.10136



● Albi Beige 31,6x60 M17 002.655.0007.10136

● Mold. Metal Plata Brillo 2x60 P25 005.744.0804.02466



Rvto. / Wall / Rvrm.: Albi Beige 31,6x60 - Rlv. Albi Beige 31,6x60  
Pvto. / Floor / Sol: Nera Nogal 25x150



**Empaquetado / Packaging / Emballage**

Formato	pz/cj	m <sup>2</sup> /cj	cj/pl	m <sup>2</sup> /pl	kg/cj	kg/pl
31,6x60	8	1.52	48	72.96	26.00	1268.00
2x60	10	-	-	-	2.05	-


# ARTISAN



Formatos / Sizes / Formats


**31,6x60**  
12,44"x23,62"




● Artisan Blanco 31,6x60 M26 002.655.0012.2795  



● Artisan Greige 31,6x60 M26 002.655.0408.2795  





● Artisan Azul 31,6x60 M26 002.655.0004.2795  




● Artisan Fresh 31,6x60 M26 002.655.0570.02795  



● Artisan Crema 31,6x60 M26 002.655.0096.2795  



● Artisan Coral 31,6x60 M26 002.655.0040.2795  



● Artisan Verde 31,6x60 M26 002.655.0005.2795  



● Artisan Warm 31,6x60 M26 002.655.0603.02795  

● Mold. Metal Plata Brillo 2x60 P25 005.744.0804.02466  



Rvto. / Wall / Rvtm.: **Artisan Verde 31,6x60**  
Pvto. / Floor / Sol: **Vita Arena 90x90**

## Empaquetado / Packaging / Emballage

Formato	pz/cj	m <sup>2</sup> /cj	cj/pl	m <sup>2</sup> /pl	kg/cj	kg/pl
31,6x60	8	1,52	48	72,96	26,00	1268,00
2x60	10	-	-	-	2,05	-

# POTSDAM NEU



Formatos / Sizes / Formats


**20x60**  
7,87"x23,62"



● Potsdam Blanco 20x60 M10 002.670.0012.02950



● Rlv. Potsdam Blanco 20x60 M10 002.670.0012.02951




● Potsdam Tortora 20x60 M10 002.670.0297.02950




● Potsdam Taupe 20x60 M10 002.670.0285.02950



● Potsdam Ceniza 20x60 M10 002.670.0019.02950



● Rlv. Potsdam Ceniza 20x60 M10 002.670.0019.02951



● Potsdam Grafito 20x60 M10 002.670.0068.02950



● Neu Blanco Mate 20x60 M10 002.670.0174.02943



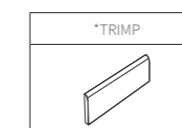
● Mold. Metal Plata Brillo 2x60 P25 005.744.0804.02466



Rvto. / Wall / Rvtrm.: **Potsdam Blanco 20x60 - Potsdam Tortora 20x60**  
Pvto. / Floor / Sol: **Wald Natura 20x60**

### Piezas especiales / Special pieces / Pieces especiales (No Rlv.)

Consultar en página / Consult on page / Consulter en page: 372



### Empaquetado / Packaging / Emballage

Formato	pz/cj	m <sup>2</sup> /cj	cj/pl	m <sup>2</sup> /pl	kg/cj	kg/pl
20x60	9	1.08	80	86.40	17.90	1,452.00
2x60	10	-	-	-	2.05	-









Formatos / Sizes / Formats

**20x60**  
7,87"x23,62"



● Brienz Blanco 20x60 M10 002.670.0012.02985



● Brienz Ceniza 20x60 M10 002.670.0019.02985



● Brienz Marengo 20x60 M10 002.670.0028.02985



● Dec. Brienz Ceniza 20x60 M10 002.670.0019.03820




● Mold. Metal Plata Brillo 2x60 P25 005.744.0804.02466



● Rlv. Brienz Blanco 20x60 M10 002.670.0012.03817



● Rlv. Brienz Ceniza 20x60 M10 002.670.0019.03817



● Rlv. Brienz Marengo 20x60 M10 002.670.0028.03817



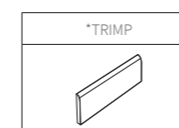
● Dec. Brienz Marengo 20x60 M10 002.670.0028.03820



Rvto. / Wall / Rvto.: Dec. Brienz Marengo 20x60 - Brienz Marengo 20x60 - Brienz Blanco 20x60  
Pvto. / Floor / Sol: Oldmanor Ambar 25x150

**Piezas especiales** / Special pieces / Pieces especiales (No Rlv. / No Dec.)

Consultar en página / Consult on page / Consulter en page: 372



**Empaquetado** / Packaging / Emballage

Formato	pz/cj	m <sup>2</sup> /cj	cj/pl	m <sup>2</sup> /pl	kg/cj	kg/pl
20x60	9	1.08	80	86.40	17.90	1,452.00
2x60	10	-	-	-	2.05	-



# DREAM




Formatos / Sizes / Formats

**31,6x60**  
12,44"x23,62"



● Dream Marfil 31,6x60 M17 002.655.0033.02633




● Rlv. Dream Marfil 31,6x60 M17 002.655.0033.02634



● Dream Vison 31,6x60 M17 002.655.0024.02633




● Dec. Albi Mix 31,6x60 M17 002.655.0100.10269



● Dream Perla 31,6x60 M17 002.655.0037.02633



● Rlv. Dream Perla 31,6x60 M17 002.655.0037.02634



● Dream Marengo 31,6x60 M17 002.655.0028.02633



● Mold. Metal Plata Brillo 2x60 P25 005.744.0804.02466



Rvto. / Wall / Rvtm.: **Dream Perla 31,6x60 - Rlv. Dream Perla 31,6x60**  
Pvto. / Floor / Sol: **Dream Marengo 45x45**



**Pavimento Coordinado** / Coordinated Flooring / Sol Coordonné:  
**Dream 31,6x31,6 - 45x45** - Revestimiento pasta roja / Red body wall tiles / Revêtement pâte rouge - Pág. / Page / Page 352

### Empaquetado / Packaging / Emballage

Formato	pz/cj	m <sup>2</sup> /cj	cj/pl	m <sup>2</sup> /pl	kg/cj	kg/pl
31,6x60	8	1.52	48	72.96	26.00	1268.00
2x60	10	-	-	-	2.05	-

# GRAVEL




Formatos / Sizes / Formats


**20x60**  
7,87"x23,62"



● Gravel Perla 20x60 M10 002.670.0037.05643



● Gravel Gris 20x60 M10 002.670.0002.05643



● Gravel Crema 20x60 M10 002.670.0096.05643



● Gravel Moka 20x60 M10 002.670.0240.05643



● Mold. Metal Plata Brillo 2x60 P25 005.744.0804.02466



● Ond. Gravel Perla 20x60 M10 002.670.0037.05719



● Rlv. Gravel Gris 20x60 M10 002.670.0002.05668



● Ond. Gravel Crema 20x60 M10 002.670.0096.05719



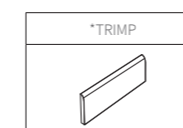
● Rlv. Gravel Moka 20x60 M10 002.670.0240.05668



Rvto. / Wall / Rvtm.: **Gravel Crema 20x60 - Ond. Gravel Crema 20x60 - Gravel Moka 20x60**  
Pvto. / Floor / Sol: **At. Blaze Marfil 60,8x60,8**

**Piezas especiales** / Special pieces / Pieces especiales (No Rlv.)

Consultar en página / Consult on page / Consulter en page: 372



**Empaquetado** / Packaging / Emballage

Formato	pz/cj	m <sup>2</sup> /cj	cj/pl	m <sup>2</sup> /pl	kg/cj	kg/pl
20x60	9	1.08	80	86.40	17.90	1,452.00
2x60	10	-	-	-	2.05	-






Formatos / Sizes / Formats


**20x60**  
7,87"x23,62"



● Kenya Blanco 20x60 M10 002.670.0012.00026



● Kenya Silver 20x60 M10 002.670.0183.00026



● Kenya Nacar 20x60 M10 002.670.0030.00026



● Kenya Mocha 20x60 M10 002.670.0210.00026



● List. Pinetown Mix 5x60 P17 005.636.0100.02839



● List. Pinetown Silver 5x60 P17 005.636.0183.02839



● Dec. Pinetown Mix 20x60 P44 005.677.0100.02839



● Kenya 3D Silver 20x60 M10 002.670.0183.02792



● Kenya 3D Nacar 20x60 M10 002.670.0030.02792



● Kenya 3D Mocha 20x60 M10 002.670.0210.02792



● List. Pinetown Mocha 5x60 P17 005.636.0210.02839



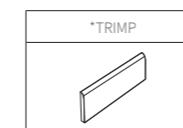
● Mold. Metal Plata Brillo 2x60 P25 005.744.0804.02466



Rvto. / Wall / Rvrtm.: Kenya Nacar 20x60 - Kenya 3D Silver 20x60

**Piezas especiales / Special pieces / Pièces especiales (No Dec.)**

Consultar en página / Consult on page / Consulter en page: 372



**Empaquetado / Packaging / Emballage**

Formato	pz/cj	m²/cj	cj/pl	m²/pl	kg/cj	kg/pl
20x60	9	1.08	80	86.40	17.90	1,452.00
20x60 Dec.	4	-	-	-	9.20	-
5x60	14	-	-	-	7.20	-
2x60	10	-	-	-	2.05	-





Formatos / Sizes / Formats

**31,6x60**  
12,44"x23,62"



● Klim Perla 31,6x60 M17 002.655.0037.02654




● Klim Nacar 31,6x60 M17 002.655.0030.02654



● Klim Gris 31,6x60 M17 002.655.0002.02654



● Klim Vison 31,6x60 M17 002.655.0024.02654



● Rlv. Klim Mix-Gris 31,6x60 M17 002.655.0300.10355



● Rlv. Klim Mix 31,6x60 M17 002.655.0100.10355



● Mold. Metal Plata Brillo 2x60 P25 005.744.0804.02466

**NEW**  
**2022**



Rvto. / Wall / Rvtm.: Klim Nacar 31,6x60 - Rlv. Klim Mix 31,6x60  
Pvto. / Floor / Sol: Epoca Abeto 22x85



**Empaquetado / Packaging / Emballage**

Formato	pz/cj	m <sup>2</sup> /cj	cj/pl	m <sup>2</sup> /pl	kg/cj	kg/pl
31,6x60	8	1,52	48	72,96	26,00	1268,00
2x60	10	-	-	-	2,05	-




Formatos / Sizes / Formats

20x60  
7,87"x23,62"



● Rlv. Lowry Blanco 20x60 M10 002.670.0012.08845



● Lowry Blanco 20x60 M10 002.670.0012.01906




● Berwick Azul 20x60 M10 002.670.0004.09012



● Lowry Azul 20x60 M10 002.670.0004.01906



● Irwell Sky 20x60 M10 002.670.0524.08846




● Lowry Sky 20x60 M10 002.670.0524.01906



● Rlv. Lowry Perla 20x60 M10 002.670.0037.08845



● Lowry Perla 20x60 M10 002.670.0037.01906



● Berwick Ceniza 20x60 M10 002.670.0019.09012



● Lowry Silver 20x60 M10 002.670.0183.01906



● Irwell Smoke 20x60 M10 002.670.0540.08846



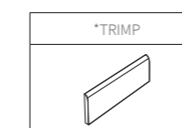
● Mold. Metal Plata Brillo 2x60 P25 005.744.0804.02466



Rvto. / Wall / Rvtm.: **Lowry Blanco 20x60 - Berwick Azul 20x60 - Lowry Azul 20x60**  
Pvto. / Floor / Sol: **Oldmanor Ambar 25x150**

Piezas especiales / Special pieces / Pièces especiales (No Rlv. / No Dec.)

Consultar en página / Consult on page / Consulter en page: 372



Empaquetado / Packaging / Emballage

Formato	pz/cj	m <sup>2</sup> /cj	cj/pl	m <sup>2</sup> /pl	kg/cj	kg/pl
20x60	9	1.08	80	86.40	17.90	1,452.00
2x60	10	-	-	-	2.05	-






Formatos / Sizes / Formats

**20x60**  
7,87"x23,62"



● Rlv. Lowry Blanco 20x60 M10 002.670.0012.08845



● Lowry Blanco 20x60 M10 002.670.0012.01906



● Berwick Rojo 20x60 M10 002.670.0008.09012



● Lowry Rojo 20x60 M10 002.670.0008.01906



● Irwell Jasmin 20x60 M10 002.670.0395.08846



● Rlv. Lowry Nude 20x60 M10 002.670.0383.08845



● Lowry Nude 20x60 M10 002.670.0383.01906



● Berwick Taupe 20x60 M10 002.670.0285.09012



● Lowry Taupe 20x60 M10 002.670.0285.01906



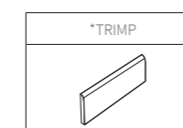
● Mold. Metal Plata Brillo 2x60 P25 005.744.0804.02466



Rvto. / Wall / Rvfm.: **Lowry Rojo 20x60 - Berwick Rojo 20x60**  
Pvto. / Floor / Sol: **Omnia Neutro 60x60**

Piezas especiales / Special pieces / Pieces especiales (No Rlv. / No Dec.)

Consultar en página / Consult on page / Consulter en page: 372



Empaquetado / Packaging / Emballage

Formato	pz/cj	m <sup>2</sup> /cj	cj/pl	m <sup>2</sup> /pl	kg/cj	kg/pl
20x60	9	1.08	80	86.40	17.90	1,452.00
2x60	10	-	-	-	2.05	-



# SOFT



Formatos / Sizes / Formats

**31,6x60**  
12,44"x23,62"



● Soft Snow 31,6x60 M17 002.655.0296.02768




● Rlv. Soft Snow 31,6x60 M17 002.655.0296.10196



● Soft Marfil 31,6x60 M17 002.655.0033.02768



● Rlv. Soft Marfil 31,6x60 M17 002.655.0033.10196



● Soft Perla 31,6x60 M17 002.655.0037.02768



● Rlv. Soft Perla 31,6x60 M17 002.655.0037.10196



● Mold. Metal Plata Brillo 2x60 P25 005.744.0804.02466

**NEW  
2022**

PASTA ROJA  
REVESTIMIENTO PASTA ROJA · RED BODY WALL TILES · REVÊTEMENT PÂTE ROUGE



Rvto. / Wall / Rvtrm.: **Soft Perla 31,6x60 - Rlv. Soft Perla 31,6x60**  
Pvto. / Floor / Sol: **At. Viggo Fresno 20x120**



**Empaquetado / Packaging / Emballage**

Formato	pz/cj	m <sup>2</sup> /cj	cj/pl	m <sup>2</sup> /pl	kg/cj	kg/pl
31,6x60	8	1.52	48	72.96	26.00	1.268.00
2x60	10	-	-	-	2.05	-






Formatos / Sizes / Formats

**31,6x60**  
12,44"x23,62"



● Urbana Perla 31,6x60 M17 002.655.0037.01702



● Urbana Sand 31,6x60 M17 002.655.0119.01702



● Rlv. Urbana Perla 31,6x60 M17 002.655.0037.02610



● Rlv. Urbana Sand 31,6x60 M17 002.655.0119.02610



● Dec. Albi Mix 31,6x60 M17 002.655.0100.10269



● Mold. Metal Plata Brillo 2x60 P25 005.744.0804.02466



Rvto. / Wall / Rvtm.: **Dream Perla 31,6x60** - Rlv. **Dream Perla 31,6x60**  
Pvto. / Floor / Sol: **Oldmanor Tabaco 25x150**



**Pavimento Coordinado** / Coordinated Flooring / Sol Coordinné:  
**Urbana 31,6x31,6 - 45x45** - Revestimiento pasta roja / Red body wall tiles / Revêtement pâte rouge - Pág. / Page / Page 360

**Empaquetado** / Packaging / Emballage

Formato	pz/cj	m <sup>2</sup> /cj	cj/pl	m <sup>2</sup> /pl	kg/cj	kg/pl
31,6x60	8	1.52	48	72.96	26.00	1268.00
2x60	10	-	-	-	2.05	-



Formatos / Sizes / Formats

**20x60**  
7,87"x23,62"



● Viedma Blanco 20x60 M10 002.670.0012.05615



● Dec. Viedma Negro 20x60 M10 002.670.0003.05639



● Rlv. Viedma Negro 20x60 M10 002.670.0012.05630



● Mold. Metal Plata Brillo 2x60 P25 005.744.0804.02466

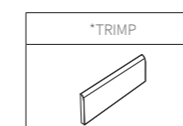


Rvto. / Wall / Rvto.: Viedma Blanco 20x60 - Dec. Viedma Negro 20x60  
Pvto. / Floor / Sol: At. Viggo Nogal 20x75

Rvto. / Wall / Rvto.: Viedma Blanco 20x60 - Rlv. Viedma Blanco 20x60  
Pvto. / Floor / Sol: At. Viggo Nogal 20x75

**Piezas especiales** / Special pieces / Pièces especiales (No Rlv. / No Dec.)

Consultar en página / Consult on page / Consulter en page: 372



**Empaquetado** / Packaging / Emballage

Formato	pz/cj	m <sup>2</sup> /cj	cj/pl	m <sup>2</sup> /pl	kg/cj	kg/pl
20x60	9	1.08	80	86.40	17.90	1,452.00
2x60	10	-	-	-	2.05	-



# WHITES ALASKA - TORONTO

PASTA ROJA  
REVESTIMIENTO PASTA ROJA · RED BODY WALL TILES · REVÊTEMENT PÂTE ROUGE

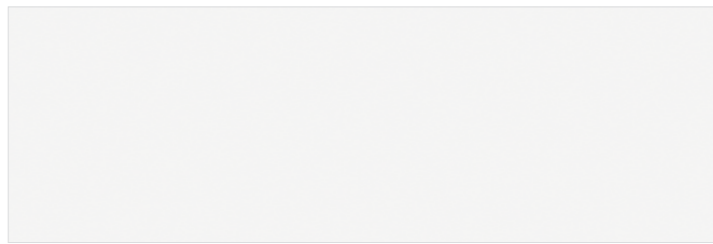


Formatos / Sizes / Formats

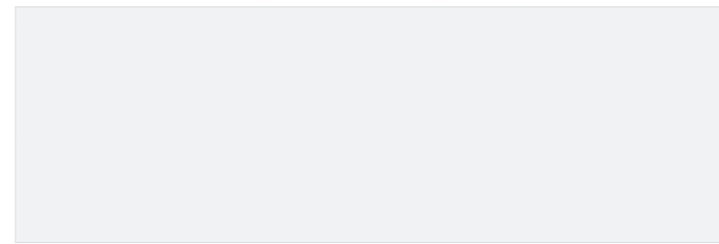
**30x90**  
11,81"x35,43"

**31,6x60**  
12,44"x23,62"

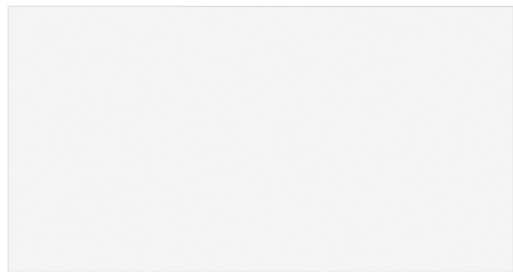
**20x60**  
7,87"x23,62"



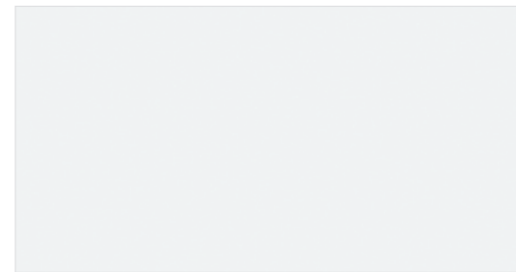
● Alaska Blanco 30x90 M21 002.872.0012.05036




● Toronto Blanco 30x90 M21 002.872.0012.05037



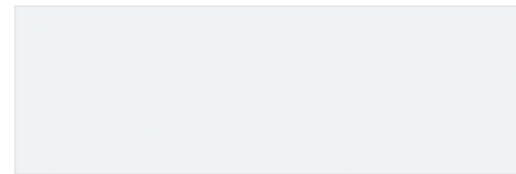
● Alaska Blanco 31,6x60 M17 002.655.0012.05036



● Toronto Blanco 31,6x60 M17 002.655.0012.05037



● Alaska Blanco 20x60 M10 002.670.0012.05036



● Toronto Blanco 20x60 M10 002.670.0012.05037



● Mold. Metal Plata Brillo 2x60 P25 005.744.0804.02466

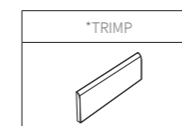


Rvto. / Wall / Rvrm.: Toronto Blanco 20x60 - Mold. Metal Plata Brillo 2x60  
Pvto. / Floor / Sol: Dream Marfil 45x45



## Piezas especiales / Special pieces / Pièces especiales

Consultar en página / Consult on page / Consulter en page: 372



## Empaquetado / Packaging / Emballage

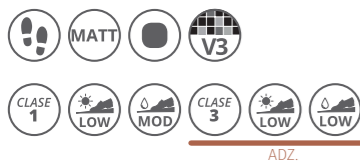
Formato	pz/cj	m <sup>2</sup> /cj	cj/pl	m <sup>2</sup> /pl	kg/cj	kg/pl
31,6x60	8	1.52	48	72.96	26.00	1.268,00
30x90	6	1.62	48	77.76	30.00	1.460,00
20x60	9	1.08	80	86.40	17.90	1.452,00
2x60	10	-	-	-	2.05	-



# PAVIMENTO PASTA ROJA

RED BODY FLOOR TILES  
SOL PÂTE ROUGE

# ALCORA



Formatos / Sizes / Formats

**31,6x31,6**  
12,44"x12,44"



● Cnf. Alborada 10x31,6 P14 009.095.0001.01595



● Taco Alborada 10x10 P07 009.100.0001.01595



● Tacos Messina 5x5 P04 009.583.0001.00009

Mix de 3 piezas / Mix of 3 pieces / Mix de 3 pièces



PEI 4  
● Adz. Alcora Arena 31,6x31,6 M08 001.301.0017.03803  
● Alcora Arena 31,6x31,6 M06 001.301.0017.02039



PEI 4  
● Adz. Alcora Rustico 31,6x31,6 M08 001.301.0196.03803  
● Alcora Rustico 31,6x31,6 M06 001.301.0196.02039



Pvto. / Floor / Sol: Adz. Alcora Arena 31,6x31,6

## Piezas especiales / Special pieces / Pièces especiales

Consultar en página / Consult on page / Consulter en page: 372

*MOLDURA PELDAÑO	*MOLDURA PELDAÑO ESPECIAL	*ÁNGULO MOLD. ESPECIAL	*RODAPIÉ C/ROMO

## Empaquetado / Packaging / Emballage

Formato	pz/cj	m <sup>2</sup> /cj	cj/pl	m <sup>2</sup> /pl	kg/cj	kg/pl
31,6x31,6	16	1,60	54	86,40	28,20	1,542,80
10x31,6	25	-	-	-	13,90	-
10x10	20	-	-	-	4,30	-
5x5	24	-	-	-	1,00	-















# ARCOIRIS



Formatos / Sizes / Formats

**31,6x31,6**  
12,44"x12,44"

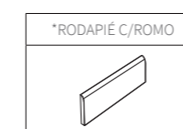
		
● Arcoiris Blanco 31,6x31,6 M16 001.301.0012.01587	● Arcoiris Pistacho 31,6x31,6 M16 001.301.0194.01587	● Arcoiris Turquesa 31,6x31,6 M16 001.301.0027.01587
		
● Arcoiris Carmin 31,6x31,6 M16 001.301.0195.01587	● Arcoiris Amarillo 31,6x31,6 M16 001.301.0011.01587	● Arcoiris Naranja 31,6x31,6 M16 001.301.0057.01587
		
● Malla Colores 31,6x31,6 P28 009.094.0001.00560	● Malla Arcoiris Amarillo 31,6x31,6 P28 009.094.0011.01587	● Malla Arcoiris Turquesa 31,6x31,6 P28 009.094.0027.01587
		
● Malla Arcoiris Carmin 31,6x31,6 P28 009.094.0195.01587	● Malla Arcoiris Pistacho 31,6x31,6 P28 009.094.0194.01587	● Malla Arcoiris Naranja 31,6x31,6 P28 009.094.0057.01587



Pvto. / Floor / Sol: Arcoiris Amarillo 31,6x31,6 - Arcoiris Naranja 31,6x31,6 - Arcoiris Carmin 31,6x31,6 - Arcoiris Turquesa 31,6x31,6 - Malla Colores 31,6x31,6

**Piezas especiales** / Special pieces / Pièces especiales

Consultar en página / Consult on page / Consulter en page: 372



**Empaquetado** / Packaging / Emballage

Formato	pz/cj	m <sup>2</sup> /cj	cj/pl	m <sup>2</sup> /pl	kg/cj	kg/pl
31,6x31,6	16	1.60	54	86.40	28.20	1,542.80
31,6x31,6 Malla	11	-	-	-	16.50	-




# AVILA



Formatos / Sizes / Formats

31,6x31,6  
12,44"x12,44"



● Avila Coto 31,6x31,6 M06 001.301.0046.02005 PEI 3



● Dec. Arenal 31x31 P47 009.086.0001.00631



● Tacos Arenal 7x7 P06 009.486.0001.00631

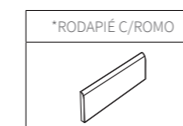
Mix de 5 piezas / Mix of 5 pieces / Mix de 5 pièces



Pvto. / Floor / Sol: Avila Coto 31,6x31,6

### Piezas especiales / Special pieces / Pièces especiales

Consultar en página / Consult on page / Consulter en page: 372



### Empaquetado / Packaging / Emballage

Formato	pz/cj	m <sup>2</sup> /cj	cj/pl	m <sup>2</sup> /pl	kg/cj	kg/pl
31,6x31,6	16	1.60	54	86.40	28.20	1,542.80
31x31 Dec.	11	-	-	-	19.30	-
7x7	15	-	-	-	1.00	-



# CASTLE




Formatos / Sizes / Formats

20x60  
7,87"x23,62"



● Castle Happy 20x60  
M12 001.670.0343.02672



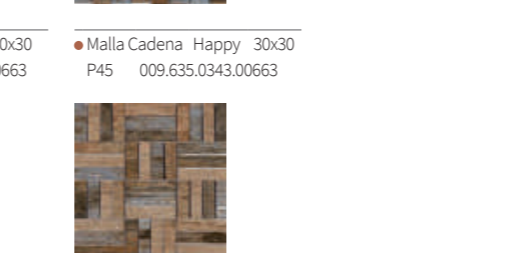
● Castle Antic 20x60  
M12 001.670.0203.02672



● Castle Light 20x60  
M12 001.670.0204.02672




● Castle Cocca 20x60  
M12 001.670.0265.02672



● Castle Cenere 20x60  
M12 001.670.0274.02672




● Malla Cadena Light 30x30  
P45 009.635.0204.00663



● Malla Cadena Cenere 30x30  
P45 009.635.0274.00663



● Malla Cadena Cocca 30x30  
P45 009.635.0265.00663



● Malla Cadena Antic 30x30  
P45 009.635.0203.00663



● Malla Cadena Happy 30x30  
P45 009.635.0343.00663




● Malla Pekin Light 30x30  
P28 009.635.0204.00664



● Malla Pekin Cenere 30x30  
P28 009.635.0274.00664



● Malla Pekin Cocca 30x30  
P28 009.635.0265.00664



● Malla Pekin Antic 30x30  
P28 009.635.0203.00664



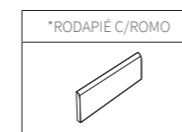
● Malla Pekin Happy 30x30  
P28 009.635.0343.00664



Pvto. / Floor / Sol: Castle Cenere 20x60

## Piezas especiales / Special pieces / Pièces especiales

Consultar en página / Consult on page / Consulter en page: 372



## Empaquetado / Packaging / Emballage

Formato	pz/cj	m <sup>2</sup> /cj	cj/pl	m <sup>2</sup> /pl	kg/cj	kg/pl
20x60	9	1.08	80	86.40	20.00	1,620.00
30x30	11	-	-	-	17.00	-






# CREA



Formatos / Sizes / Formats

31,6x31,6  
12,44"x12,44"



PEI 4

• Crea Blanco 31,6x31,6  
M06 001.301.0012.01937



PEI 4

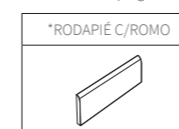
• Crea Marfil 31,6x31,6  
M06 001.301.0033.01937



Pvto. / Floor / Sol: **Crea Marfil 31,6x31,6**

### Piezas especiales / Special pieces / Pièces especiales

Consultar en página / Consult on page / Consulter en page: 372



### Empaquetado / Packaging / Emballage

Formato	pz/cj	m <sup>2</sup> /cj	cj/pl	m <sup>2</sup> /pl	kg/cj	kg/pl
31,6x31,6	16	1.60	54	86.40	28.20	1.542.80




# DREAM



Formatos / Sizes / Formats

**45x45**  
17,71"x17,71"




**31,6x31,6**  
12,44"x12,44"



PEI 4

● Dream M10	Marfil	45x45	001.302.0033.02633	
● Dream M06	Marfil	31,6x31,6	001.301.0033.02633	




PEI 4

● Dream M10	Perla	45x45	001.302.0037.02633	
● Dream M06	Perla	31,6x31,6	001.301.0037.02633	



PEI 4

● Dream M10	Vison	45x45	001.302.0024.02633	
-------------	-------	-------	--------------------	--



PEI 3

● Dream M10	Marengo	45x45	001.302.0028.02633	
-------------	---------	-------	--------------------	--



Rvto. / Wall / Rvtrm.: **Dream Perla 31,6x60** - Rlv. **Dream Perla 31,6x60**  
Pvto. / Floor / Sol: **Dream Marengo 45x45**



**Revestimiento Coordinado** / Coordinated Wall Tile / Revêtement Coordonné:  
**Dream 31,6x60** - Revestimiento pasta roja / Red body wall tiles / Revêtement pâte rouge – Pág. / Page / Page 320

### Piezas especiales / Special pieces / Pièces especiales

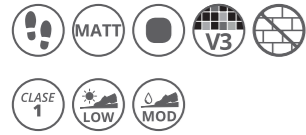
Consultar en página / Consult on page / Consulter en page: 372

*MOLDURA PELDAÑO	*MOLDURA PELDAÑO ESPECIAL	*ÁNGULO MOLD. ESPECIAL	*RODAPIÉ C/ROMO

### Empaquetado / Packaging / Emballage

Formato	pz/cj	m <sup>2</sup> /cj	cj/pl	m <sup>2</sup> /pl	kg/cj	kg/pl
45x45	7	1.42	52	73.84	26.00	1.372.00
31,6x31,6	16	1.60	54	86.40	28.20	1.542.80

# FRONDA



Formatos / Sizes / Formats

**20x60**  
7,87"x23,62"



● Fronda Perla 20x60 M12 001.670.0037.02437 PEI 4



● Fronda Haya 20x60 M12 001.670.0165.02437 PEI 4



● Fronda Abeto 20x60 M12 001.670.0266.02437 PEI 4



● Fronda Arce 20x60 M12 001.670.0198.02437 PEI 4



● Fronda Marengo 20x60 M12 001.670.0028.02437 PEI 4



● Fronda Musgo 20x60 M12 001.670.0805.02437 PEI 4




● Fronda Nogal 20x60 M12 001.670.0034.02437 PEI 3



● Fronda Cerezo 20x60 M12 001.670.0232.02437 PEI 3



● Fronda Roble 20x60 M12 001.670.0036.02437 PEI 3



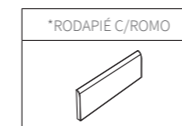
● Fronda Wengue 20x60 M12 001.670.0197.02437 PEI 3



Pvto. / Floor / Sol: **Fronda Wengue 20x60**

### Piezas especiales / Special pieces / Pièces especiales

Consultar en página / Consult on page / Consulter en page: 372



### Empaquetado / Packaging / Emballage

Formato	pz/cj	m <sup>2</sup> /cj	cj/pl	m <sup>2</sup> /pl	kg/cj	kg/pl
20x60	9	1.08	80	86.40	20.00	1.620.00



Formatos / Sizes / Formats

31,6x31,6  
12,44"x12,44"



PEI 4

● Medici Blanco 31,6x31,6  
M06 001.301.0012.00953



PEI 4

● Medici Marfil 31,6x31,6  
M06 001.301.0033.00953



PEI 4

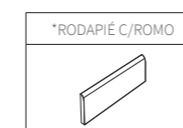
● Medici Marengo 31,6x31,6  
M06 001.301.0028.00953



Pvto. / Floor / Sol: Medici Marfil 31,6x31,6

**Piezas especiales / Special pieces / Pièces especiales**

Consultar en página / Consult on page / Consulter en page: 372



**Empaquetado / Packaging / Emballage**

Formato	pz/cj	m <sup>2</sup> /cj	cj/pl	m <sup>2</sup> /pl	kg/cj	kg/pl
31,6x31,6	16	1.60	54	86.40	28.20	1.542.80





Formatos / Sizes / Formats

**45x45**  
17,71"x17,71"



● Tovar Coto 45x45 M10 001.302.0046.02653 PEI4

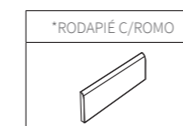
Nota: Variación gráfica de tacos.  
Note: Graphical variation of the tacos.  
Note: Variation dans la grafique des tacos.



Pvto. / Floor / Sol: Tovar Coto 45x45

**Piezas especiales** / Special pieces / Pièces especiales

Consultar en página / Consult on page / Consulter en page: 372

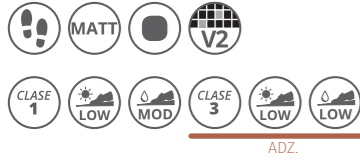


**Empaquetado** / Packaging / Emballage

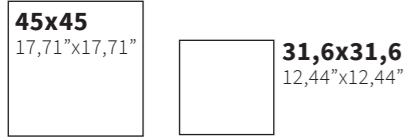
Formato	pz/cj	m <sup>2</sup> /cj	cj/pl	m <sup>2</sup> /pl	kg/cj	kg/pl
45x45	7	1,42	52	73,84	26,00	1,372,00



# URBANA



Formatos / Sizes / Formats



- PEI 4
- Urbana Marfil 45x45 M10 001.302.0033.01702
  - Adz. Urbana Marfil 31,6x31,6 M08 001.301.0033.03813
  - Urbana Marfil 31,6x31,6 M06 001.301.0033.01702



- PEI 4
- Urbana Crema 45x45 M10 001.302.0096.01702



- PEI 3
- Adz. Urbana Gris 31,6x31,6 M08 001.301.0002.03813
  - Urbana Gris 31,6x31,6 M06 001.301.0002.01702



Pvto. / Floor / Sol: Urbana Crema 31,6x31,6



Revestimiento Coordinado / Coordinated Wall Tile / Revêtement Coordonné:  
Urbana 31,6x60- Revestimiento pasta roja / Red body wall tiles / Revêtement pâte rouge - Pág. / Page / Page 334

## Piezas especiales / Special pieces / Pièces especiales

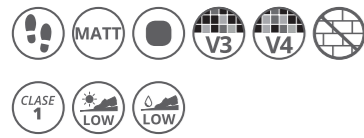
Consultar en página / Consult on page / Consulter en page: 372

*MOLDURA PELDAÑO	*MOLDURA PELDAÑO ESPECIAL	*ÁNGULO MOLD. ESPECIAL	*RODAPIÉ C/ROMO

## Empaquetado / Packaging / Emballage

Formato	pz/cj	m <sup>2</sup> /cj	cj/pl	m <sup>2</sup> /pl	kg/cj	kg/pl
45x45	7	1.42	52	73.84	26.00	1,372.00
31,6x31,6	16	1.60	54	86.40	28.20	1,542.80


# WALD



Formatos / Sizes / Formats

**20x60**  
7,87"x23,62"

**30x30 (5x5)**  
11,81"x11,81"



● Wald Natura 20x60 M12 001.670.0117.02945

● Wald Natura 30x30(5) Malla M226 009.281.0117.02945




● Wald Mica 20x60 M12 001.670.0125.02945

● Wald Mica 30x30(5) M226 009.281.0125.02945



● Wald Silver 20x60 M12 001.670.0183.02945

● Wald Silver 30x30(5) Malla M226 009.281.0183.02945



● Wald Oxido 20x60 M12 001.670.0091.02945

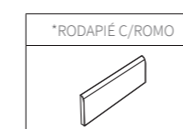
● Wald Oxido 30x30(5) Malla M226 009.281.0091.02945



Pvto. / Floor / Sol: **Wald Silver 20x60**

## Piezas especiales / Special pieces / Pièces especiales

Consultar en página / Consult on page / Consulter en page: 372



## Empaquetado / Packaging / Emballage

Formato	pz/cj	m <sup>2</sup> /cj	cj/pl	m <sup>2</sup> /pl	kg/cj	kg/pl
20x60	9	1.08	80	86.40	20.00	1,620.00
30x30(5)	11	1.00	48	48.00	18.30	898.40





**UNIVERSE**

## **Características técnicas**

Technical features

Caractéristiques techniques



# SISTEMA CORONACIÓN 20MM

20MM POOL COPING SYSTEM/ SYSTÈME DE COURONNEMENT 20MM

Formatos / Sizes / Formats

**20x60,5**  
7,87"x23,81" REC.

**30,5x121**  
12,00"x47,63"

**60,5x60,5**  
23,81"x23,81"

**30x120 (60x120)**  
11,81"x47,24"

REC.

REC.

Disponible en todos los materiales y colores

ALBANO  
DUPLOCEM  
DUPLOSTONE  
ESSEN  
MOSA  
SONOMA  
VITA



Borde Gradone

20x60,5	Rec.	P235	041.751.0001.09888	REC.
30,5x121		P475	041.263.0001.09889	REC.
30x120	Rec.	P514	041.206.0001.09889	REC.



Borde Doble Romo

20x60,5	Rec.	P132	041.751.0001.09941	REC.
30,5x121		P303	041.263.0001.09941	REC.
30x120	Rec.	P399	041.206.0001.09941	REC.



Borde Angular Gradone Int.

20x60,5	Rec.	P502	041.751.0001.09889	REC.
30,5x121		P997	041.263.0001.09889	REC.
30x120	Rec.	P1180	041.206.0001.09889	REC.



Borde Doble Romo Angular Int.

20x60,5	Rec.	P303	041.751.0001.09942	REC.
30,5x121		P700	041.263.0001.09942	REC.
30x120	Rec.	P762	041.206.0001.09942	REC.



Borde Angular Gradone Ext.

20x60,5	Rec.	P502	041.751.0001.09889	REC.
30,5x121		P997	041.263.0001.09889	REC.
30x120	Rec.	P1180	041.206.0001.09889	REC.



Borde Doble Romo Angular Ext.

20x60,5	Rec.	P303	041.751.0001.09942	REC.
30,5x121		P700	041.263.0001.09942	REC.
30x120	Rec.	P762	041.206.0001.09942	REC.



Rejilla

20x60,5	Rec.	P230	041.751.0001.09884	REC.
30,5x121		P675	041.263.0001.09884	REC.
30x120	Rec.	P494	041.206.0001.09884	REC.



Circulo Iluminación (Circulo de 12cm)

60,5x60,5	Rec.	P134	041.910.0001.09943	REC.
-----------	------	------	--------------------	------



Rejilla Angular

20x60,5	Rec.	P491	041.751.0001.09886	REC.
30,5x121		P1031	041.263.0001.09886	REC.
30x120	Rec.	P1052	041.206.0001.09886	REC.



Circulo Iluminación (Circulo de 12cm)

30,5x121		P143	041.263.0001.09943	REC.
30x120	Rec.	P164	041.206.0001.09943	REC.



Pvto. / Floor / Sol: Borde Gradone Rec. 19,5X60,5 Duplocem Perla(20mm) - Borde angular gradone interior Rec.19,5x60,5 Duplocem Perla(20mm)  
Rejilla Rec. 19,5x60,5 Duplocem Perla (20mm) - Rejilla angular Rec. 19,5x60x5 Duplocem Perla(20mm) - Circulo iluminación Rec 60,5x60,5 Duplocem Perla(20mm)

# PLOTS REGULABLES


## ADJUSTABLE PEDESTALS / PLOTS RÉGLABLES

Tipo / Type	Regulable / Adjustable
Material / Material	Polioléfina, Polímero Polioximetileno Polyolefin, Polymer, Polyoxymethylene
Resistencia a compresión Compressive strength	750 Kg
Estabilidad térmica Thermal stability	-25° a + 110°C
Zona Apoyo Support area	Cabezal Superior de 92mm Base Inferior de 150mm de diametro 92mm Top plate 150mm Bottom base plate
Tipo de rosca Type of nut	Trapezoidal. Paso 6mm Trapezoidal. 6mm pitch
Alturas Heights	3,5-5 cm 100 un/cj- 13Kg/cj 5-7 cm 130 un/cj- 18Kg/cj 7-10 cm 115 un/cj- 18Kg/cj
Consumo m2 / Coverage m2 (60x60 -60x120)	3,20 un/ m2 3.20 pedestals/m2
Pendientes / Slope	2%
HS Code	392690



*Colocación mínima recomendada de plots *Placement of the minimum recommended plots. *Placement des plots minimums recommandés.	Formato Size Format
	60,5x60,5 REC. 61x61
	60x120 REC.
	30x120,5 REC. 30,5x121

### Colocación / Laying / Mise en Place



# MANTENIMIENTO Y LIMPIEZA

CLEANING AND CARE / ENTRETIEN ET NETTOYAGE

**AGC**  
products

## PRODUCTOS AGC

Agc products / Agc produits



### Limpieza final de obra, mantenimiento

En el mercado existen un gran número de marcas específicas para la limpieza de la cerámica. Después de la colocación es fundamental realizar una buena limpieza con el fin de eliminar residuos y, en general, suciedad de la obra. Además recomendamos un buen mantenimiento del pavimento. Para estas operaciones recomendamos el empleo de nuestros **PRODUCTOS AGC**.

Para más información visita:

[www.pamesa.com/SOLUCIONES-TECNICAS.html](http://www.pamesa.com/SOLUCIONES-TECNICAS.html)

[www.agc.com.es](http://www.agc.com.es)

### Cleaning freshly laid tiles & general care

There are numerous different brands of cleaning products for ceramic tiles. Freshly-laid tile surfaces must be given a thorough clean to remove residues and general building dirt. Tiled floors should also be cared for and kept in optimal condition. For this purpose, we recommend the use of our **AGC** cleaning range.

For further information, visit:

[www.pamesa.com/SOLUCIONES-TECNICAS.html](http://www.pamesa.com/SOLUCIONES-TECNICAS.html)

[www.agc.com.es](http://www.agc.com.es)

### Nettoyage fin de chantier, entretien

Il existe sur le marché un grand nombre de marques spécifiques pour le nettoyage du carrelage. Après la pose, il est fondamental de réaliser un bon nettoyage afin d'éliminer les résidus et, en général, la saleté du chantier. Il est en outre conseillé un bon entretien du carrelage de sol. Pour ces opérations, nous recommandons l'emploi de nos **PRODUITS AGC**.

Pour plus d'infos, visitez :

[www.pamesa.com/SOLUCIONES-TECNICAS.html](http://www.pamesa.com/SOLUCIONES-TECNICAS.html)

[www.agc.com.es](http://www.agc.com.es)

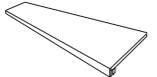
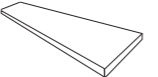




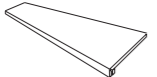
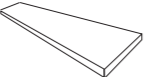
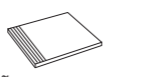
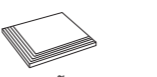
Pvto. / Floor / Sol: Duplocem Gris 60,5X60X5 (20mm)

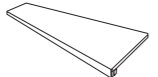
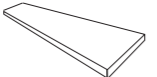
## PIEZAS ESPECIALES POR TIPOLOGÍA DE PRODUCTO

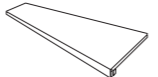
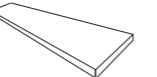
SPECIAL PIECES BY PRODUCT TYPE / PIÈCES SPÉCIALES PAR TYPOLOGIE DE PRODUIT

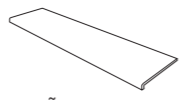

DECORSTONE COMPACTTO PEDRA COMPACTTO TÉCNICO	 *PELDAÑO GRADONE				 *ÁNGULO GRADONE				 *PELDAÑO ROMO RANURADO				 *ÁNGULO PELDAÑO RANURADO			
	FORMATO BASE	FORMATO	CÓDIGO	PZ/CJ	KG/CJ	FORMATO	CÓDIGO	PZ/CJ	KG/CJ	FORMATO	CÓDIGO	PZ/CJ	KG/CJ	FORMATO	CÓDIGO	PZ/CJ
90X180/30X180 Rec.	30X180	P499	2	33,75	30X30	P429	1	3,11	30X180	P207	3	45,00	30X30	P195	12	30,00
22,5x180	22,5X180	P431	2	26,02	22,5X22,5	P180	1	1,85	22,5X180	P88	3	34,00	22,5x22,5	P103	12	17,00
75X150 Rec.	30X150	P360	2	25,00	30X30	P343	1	2,50	30X150	P123	2	22,50	30X30	P112	12	26,50
120X120 Rec.	30X120	P332	2	21,60	30X120	P492	1	11,00	30X120	P191	4	34,00	30X120	P219	12	25,00
25X150 Rec.	25X150	P336	2	20,32	25X25	P241	1	1,86	25X150	P57	4	35,00	25X25	P47	15	23,00
20X120 Rec.	20X120	P256	3	18,78	20X120	P341	2	12,80	20X120	P39	6	34,00	20X120	P43	12	12,00
60X120 Rec.	30X120	P278	2	21,50	30X120	P382	1	9,75	30X120	P81	4	34,00	30X120	P93	12	25,00
90X90 Rec.	30X90	P232	2	15,00	30X90	P327	1	8,10	30X90	P86	3	21,00	30X90	P99	12	28,00
45X90 Rec.	30X90	P188	2	15,00	30X90	P284	1	7,36	30X90	P42	3	21,00	30X90	P49	12	28,00
22X85	22X85	P177	3	12,15	22X85	P253	2	8,00	22X85	P25	10	35,00	22X85	P35	15	13,00
15x90	15x90	P178	4	14,76	15x90	P311	4	15,60	15x90	P20	8	24,75	15x90	P21	8	24,75
75X75/37,5X75 Rec.	30X75	P184	2	12,00	30X75	P274	1	5,85	30X75	P62	6	33,00	30X75	P73	12	23,00
60X60/30X60 Rec.	30X60	P135	2	8,20	30X60	P220	1	4,00	30X60	P32	6	22,00	30X60	P45	15	28,00
60,8X60,8	30X60,8	P135	2	8,40	30X60,8	P220	1	4,50	30X60,8	P32	6	22,94	30X60	P45	15	28,00
30,3X61,3	30,3X61,3	P135	2	8,80	30,3X61,3	P220	1	3,80	30X61,3	P32	6	22,80	30,3X30	P45	15	25,00
45X45	30X45	P95	2	5,63	30X45	P201	1	3,60	30X45	P23	6	18,00	30X45	P27	15	30,00

COMPACTTO PEDRA	 *PELDAÑO GRADONE				 *ÁNGULO GRADONE				 *PELDAÑO ROMO RANURADO / NO RANURADO				 *ÁNGULO PELDAÑO RANURADO / NO RANURADO			
	FORMATO BASE	FORMATO	CÓDIGO	PZ/CJ	KG/CJ	FORMATO	CÓDIGO	PZ/CJ	KG/CJ	FORMATO	CÓDIGO	PZ/CJ	KG/CJ	FORMATO	CÓDIGO	PZ/CJ
60x120 (20mm) Rec.	30x120	P349	2	36,00	30x120	P455	1	17,75	30x120	P86	2,00	34,50	30x30	P98	5,00	21,05
30x120,5 (20mm)	30X120,5	P349	2	34,15	30X120,5	P455	1	17,75	30X120,5	P86	2	34,00	30X30	P98	5	20,38
30,5x121 (20mm)	30,5X121	P335	2	35,62	30,5X121	P442	1	18,10	30,5X121	P77	2	36,00	30,5X30,5	P97	5	21,05
60,5X60,5 (20mm)	30X60,5	P163	2	17,34	30X60,5	P248	1	8,96	30X60,5	P66	3	23,50	30,5X30,5	P76	5	20,15
61X61 (20mm)	30X61	P154	2	17,56	30X61	P239	1	9,07	30X61	P56	3	25,20	30X30	P65	5	20,25

COMPACTTO PEDRA SEMPULIDO / LUXGLASS	 *PELDAÑO GRADONE				 *ÁNGULO GRADONE				 *PELDAÑO ROMO RANURADO				 *ÁNGULO PELDAÑO RANURADO			
	FORMATO BASE	FORMATO	CÓDIGO	PZ/CJ	KG/CJ	FORMATO	CÓDIGO	PZ/CJ	KG/CJ	FORMATO	CÓDIGO	PZ/CJ	KG/CJ	FORMATO	CÓDIGO	PZ/CJ
90X180 Rec.	30X180	P537	2	33,75	30X30	P467	1	3,11	30X180	P207	3	45,00	30X30	P233	12	30,00
75x150 Rec.	30X150	P384	2	25,00	30X30	P367	1	2,50	30X150	P123	2	22,40	30X30	P158	12	26,50
120X120 Rec.	30X120	P398	2	21,60	30X120	P504	1	10,97	30X120	P203	4	34,00	30X120	P232	12	25,00
60X120 Rec.	30X120	P280	2	30X120	30X120	P390	1	9,73	30X120	P88	4	34,00	30X120	P97	12	25,00
90X90 Rec.	30X90	P232	2	15,60	30X90	P345	1	8,10	30X90	P103	3	21,00	30X90	P110	12	25,00
45X90 Rec.	30X90	P188	2	15,00	30X90	P290	1	7,36	30X90	P48	6	21,00	30X90	P55	12	28,00
75X75/37,5X75 Rec.	30X75	P195	2	12,26	30X75	P274	1	5,85	30X75	P74	6	33,00	30X75	P84	12	23,00
60x60/30x60 Rec.	30X60	P147	2	8,20	30X60	P220	1	4,07	30X60	P40	6	22,00	30X60	P53	15	28,00


COMPACGLASS	 *PELDAÑO GRADONE				 *ÁNGULO GRADONE				
	FORMATO BASE	FORMATO	CÓDIGO	PZ/CJ	KG/CJ	FORMATO	CÓDIGO	PZ/CJ	KG/CJ
90X180 Rec.	30X180	P499	2	33,75	30X30	P429	1	3,11	
75X150 Rec.	30X150	P360	2	25,00	30X30	P343	1	2,50	
120X120 Rec.	30X120	P332	2	21,60	30X120	P492	1	11,00	
60X120 Rec.	30X120	P278	2	21,50	30X120	P382	1	9,75	
90X90 Rec.	30X90	P232	2	15,00	30X90	P327	1	8,10	
45X90 Rec.	30X90	P188	2	15,00	30X90	P284	1	7,36	
75X75/37,5X75 Rec.	30X75	P184	2	12,00	30X75	P274	1	5,85	
60X60/30X60 Rec.	30X60	P135	2	8,20	30X60	P220	1	4,00	
60,8X60,8	30X60,8	P135	2	8,40	30X60,8	P220	1	4,50	
30,3X61,3	30,3X61,3	P135	2	8,80	30,3X61,3	P220	1	3,80	
45X45	30X45	P95	2	5,63	30X45	P201	1	3,60	


LEVIGLASS	 *PELDAÑO GRADONE				 *ÁNGULO GRADONE				
	FORMATO BASE	FORMATO	CÓDIGO	PZ/CJ	KG/CJ	FORMATO	CÓDIGO	PZ/CJ	KG/CJ
90X180 Rec.	30X180	P537	2	33,75	30X30	P467	1	3,11	
75x150 Rec.	30X150	P384	2	25,00	30X30	P367	1	2,50	
120X120 Rec.	30X120	P398	2	21,60	30X120	P504	1	10,97	
60X120 Rec.	30X120	P280	2	30X120	30X120	P390	1	9,73	
90X90 Rec.	30X90	P232	2	15,60	30X90	P345	1	8,10	
45X90 Rec.	30X90	P188	2	15,00	30X90	P290	1	7,36	
75X75/37,5X75 Rec.	30X75	P195	2	12,26	30X75	P274	1	5,85	
60x60/30x60 Rec.	30X60	P147	2	8,20	30X60	P220	1	4,07	


PELDAÑOS / ÁNGULOS EXTRUSIONADOS ROVERE	 *PELDAÑO EXTRUSIONADO				 *TAPA REMATE-ÁNGULO DERECHO/IZQUIERDO				
	FORMATO BASE	FORMATO	CÓDIGO	PZ/CJ	KG/CJ	FORMATO	CÓDIGO	PZ/CJ	KG/CJ
ROVERE	32x120	P245	2	22,00	3x32	P42	37	6,29	


## PIEZAS ESPECIALES POR TIPOLOGÍA DE PRODUCTO


SPECIAL PIECES BY PRODUCT TYPE / PIÈCES SPÉCIALES PAR TYPOLOGIE DE PRODUIT




COMPACGLASS DECORSTONE COMPACTTO PEDRA COMPACTTO TÉCNICO	 *RODAPIÉ ROMO				
	FORMATO BASE	FORMATO	CÓDIGO	PZ/CJ	KG/CJ
75x150 Rec.	8X150	P82	6	17,94	
25X150 Rec.	8X150	P81	6	17,94	
22x85	7X85	P17	22	24,47	
15x90	7x90	P20	11	17,00	
120x120/60x120/20x120 Rec.	9X120	P26	10	25,48	
90x90/45X90 Rec.	9X90	P19	11	23,00	
75x75/37,5x75 Rec.	9X75	P16	10	16,50	
60x60/30x60 Rec./30,3X61,3	9x60	P10	18	23,70	
45x45 (No Style)	9x45	P08	22	16,03	
45x45 (Style)	8x45	P08	28	19,35	

COMPACTTO PEDRA SEMIPULIDO	 *RODAPIÉ ROMO				
	FORMATO BASE	FORMATO	CÓDIGO	PZ/CJ	KG/CJ
120x120/60x120/20x120 Rec.	9x120	P27	10	25,48	
90x90/45X90 Rec.	9x90	P22	11	21,00	
75x75/37,5x75 Rec.	9x75	P15	10	17,00	
60x60/30x60 Rec	9x60	P11	18	20,38	

LEVIGLASS LUXGLASS	 *RODAPIÉ DECORADO				
	FORMATO BASE	FORMATO	CÓDIGO	PZ/CJ	KG/CJ
120x120/60x120/20x120 Rec.	9x120	P30	10	28,00	
90x90/45X90 Rec.	9x90	P27	11	21,00	
75x75/37,5x75 Rec.	9x75	P19	10	17,00	
60x60/30x60 Rec	9x60	P13	18	20,38	

PAVIMENTO PASTA ROJA	 *RODAPIÉ ROMO				
	FORMATO BASE	FORMATO	CÓDIGO	PZ/CJ	KG/CJ
20x60	7,4X60	P05	22	18,50	
31,6x31,6	7,4X31,6	P03	40	15,30	
45x45	7,4X45	P04	40	22,90	
45x45 Tobar	8X45	P05	28	17,50	

REVESTIMIENTO PASTA ROJA	 *TRIMP				
	FORMATO BASE	FORMATO	CÓDIGO	PZ/CJ	KG/CJ
25X75	8X25	P04	20	5,40	
25X50	8X25	P04	23	6,20	
20X60	5X20	P03	50	6,50	
33,3X100	5X33,3	P04	60	12,60	

PAVIMENTO PASTA ROJA Alcora/Dream/Urbana	 *MOLDURA PELDAÑO				 *PELDAÑO MOLDURA ESPECIAL				 *ÁNGULO MOLD. ESPECIAL			
	FORMATO BASE	FORMATO	CÓDIGO	PZ/CJ	KG/CJ	FORMATO	CÓDIGO	PZ/CJ	KG/CJ	FORMATO	CÓDIGO	PZ/CJ

## TABLA DE UTILIDADES TÉCNICAS

### TABLE OF TECHNICAL UTILITIES / TABLEAU DES UTILITÉS TECHNIQUES

#### DIN 51130

Ángulo crítico de deslizamiento (Rampa)  
Critical slip angle (Ramp)  
Angle de glissement critique (Rampe)

<b>R9</b>	pág.
DRESDEN	24
EATON	30
ELGIN	32
ERDING DECORSTONE	36
HESSE	42
INZA	132
OLDMANOR	138
PROVENZAL	70
RONNE	72
ROVERE	142

<b>R10</b>	pág.
ALLOY	18
BOSQUE	122
ELK	124
EPOCA	126
ESSEN	38
ESSENZA DECORSTONE	40
GREENWICH	130
KINGSWOOD	134
MOSA	60
ODEON	62
OMNIA	64
PROVENZA	68
SONOMA	144
TALENT	76
VITA	78

<b>R11</b>	pág.
ALBANO 20mm	82
DUPLOCEM	26
DUPLOSTONE	28
EATON ADZ	30
ESSEN 20mm	38
ESSEN ADZ	38
KINGSDECK	134
MOSA 20mm	60
SONOMA 20mm	144
STYLE ADZ	74
VITA 20mm	78

#### UNE 41901 EX

Resistencia al deslizamiento (Péndulo)  
Slip resistance (Pendulum)  
Résistance au glissement (Pendule)

<b>CLASE 1</b>	pág.
ALCORA	342
ART 22,3x22,3	148
ARTSTRACT 22,3x22,3	164
AVILA	346
BOSQUE	122
CARNABY 19,8x22,8	46
CARNABY 22,3x22,3	46
DREAM	352
DRESDEN	24
EATON	30
ELGIN	32
ELK	124
EPOCA	126
ERDING DECORSTONE	36
ERDING LUXGLASS	36
ESSEN	38
FORVM	92
FRONDA	354
GREENPARK	128
GREENWICH	130
HESSE	42
KINGSWOOD	134
MAYFAIR 19,8x22,8	54
NERA	136
OLDMANOR	138
OLDMANOR 90x90	140
OMNIA	64
PLATTE	66
PROVENZA	68
PROVENZAL	70
RONNE	72
ROVERE	142
SONOMA	144
STYLE	74
TALENT	76
TOVAR	358
URBANA	360
WALD	362
WATERLOO	58

<b>C</b>	pág.
ALBANO 20mm	82
DUPLOCEM	26
DUPLOSTONE	28
EATON ADZ	30
ESSEN	38
ESSEN 20mm	38
ESSEN ADZ	38
STYLE ADZ	74
VITA 20mm	78

<b>CLASE 3</b>	pág.
ALBANO 20mm	82
ALCORA ADZ	342
DUPLOCEM	26
DUPLOSTONE	28
EATON ADZ	30
EPOCA ADZ	126
ESSEN 20MM	38
ESSEN ADZ	38
KINGSDECK	134
SONOMA 20MM	144
STYLE ADZ	74
URBANA ADZ	360

#### DIN 51097

Ángulo crítico deslizamiento.  
Zonas húmedas de andar descalzo  
Critical slip angle. Barefoot wetted areas  
Angle de glissement critique.  
Zones mouillées pieds nus

<b>B</b>	pág.
ALLOY	18
BOSQUE	122
EPOCA	126
ESSENZA DECORSTONE	40
GREENWICH	130
KINGSWOOD	134
MOSA	60
MOSA 20mm	60
ODEON	62
PROVENZA	68
VITA	78

<b>C</b>	pág.
ALBANO 20mm	82
DUPLOCEM	26
DUPLOSTONE	28
EATON ADZ	30
ESSEN	38
ESSEN 20mm	38
ESSEN ADZ	38
STYLE ADZ	74
VITA 20mm	78

#### ANSI A326.3

Coefficiente de fricción dinámico (DCOF) de pavimentos rígidos  
Dynamic coefficient of friction (DCOF) of rigid pavements  
Coefficient de frottement dynamique (DCOF) des chaussées rigides

<b>DCOF &gt;0,42</b>	pág.
DUPLOCEM	26
DUPLOSTONE	28

#### UPEC-CSTB



<b>U2S P3 E3 C2</b>	pág.
STYLE 60,8x60,8 Marengo, Taupe	74
STYLE 45x45 Marengo, Taupe	74

<b>U3 P3 E3 C2</b>	pág.
STYLE 60,8x60,8 / 45x45	
Blanco, Ceniza, Marfil, Perla	74

<b>U4 P4 E3 C2</b>	pág.
EATON 45x45	30
ESSEN 45x45	38

<b>U4 P3 E3 C2</b>	pág.
DRESDEN 60x60/30x60	24
EATON 60,8x60,8	30
ESSEN 60x60	38
ESSEN 60,8x60,8	38
ESSEN 45x90	38

#### (PTV) DRY

Clasificación según los valores de los ensayos del péndulo (seco)  
Classification according to pendulum test values (dry)  
Classification selon les valeurs du test du pendule (sec)

<b>LOW</b>	pág.		pág.
ALBANO LEVIGLASS	82	RONNE	72
ALCORA	342	ROVERE	142
ALCORA ADZ	342	SKYROS	112
AREZZO LEVIGLASS	84	SONOMA	144
ART 22,3x22,3	148	SONOMA 20mm	144
ARTSTRACT 22,3x22,3	164	STYLE	74
ASCOLANO LEVIGLASS	86	STYLE ADZ	74
BELVEDERE LEVIGLASS	88	TALENT	76
BOSQUE	122	TOVAR	358
CARNABY 19,8x22,8	46	TRESANA	114
CARNABY 22,3x22,3	46	URBANA	360
DREAM	352	URBANA ADZ	360
DRESDEN	24	VENATO	116
DUPLOCEM	26	WALD	362
DUPLOSTONE	28	WATERLOO	58
EATON	30		
EATON ADZ	30		
ELGIN	32		
EPOCA	126		
EPOCA ADZ	126		
ERDING DECORSTONE	36		
ERDING LUXGLASS	36		
ESSEN	38		
ESSEN 20mm	38		
FENIX LEVIGLASS	90		
FORVM	92		
FRONDA	354		
GARDA	94		
GREENWICH	130		
GROTTO LEVIGLASS	96		
HESSE	42		
IMPERIUM LEVIGLASS	98		
INZA	132		
JUBILLE	44		
KASHMIR LEVIGLASS	100		
KILBURN	48		
KINGSDECK	134		
KINGSWOOD	134		
LAMBETH	52		
LENCI LEVIGLASS	102		
LLEVANT	104		
LUCCA	106		
LUNI LEVIGLASS	108		
NERA	136		
OLDMANOR	138		
OLDMANOR 90x90	140		
OMNIA	64		
PALLADIO	110		
PLATTE	66		
PROVENZA	68		
PROVENZAL	70		

<b>MOD</b>	pág.		pág.
AVILA	346		
ELK	124		
GREENPARK	128		

#### (PTV) WET

Clasificación según los valores de los ensayos del péndulo (mojado)  
Classification according to pendulum test values (wet)  
Classification selon les valeurs du test du pendule (humide)

<b>LOW</b>	pág.	<b>HIGH</b>	pág.
ALCORA ADZ	342	ALBANO LEVIGLASS	82
DUPLOCEM	26	AREZZO LEVIGLASS	84
DUPLOSTONE	28	ASCOLANO LEVIGLASS	86
EATON ADZ	30	BELVEDERE LEVIGLASS	88
EPOCA ADZ	126	CARNABY 22,3x22,3	46
ESSEN 20MM	38	DREAM	352
FORVM	92	ELK	124
JUBILLE	44	FENIX LEVIGLASS	90
KILBURN	48	GARDA	94
KINGSDECK	134	GROTTO LEVIGLASS	96
OMNIA	64	IMPERIUM LEVIGLASS	98
SONOMA 20mm	144	KASHMIR LEVIGLASS	100
STYLE ADZ	74	LAMBETH	52
TOVAR	358	LENCI LEVIGLASS	102
URBANA ADZ	360	LLEVANT	104
WALD	362	LUCCA	106
		LUNI LEVIGLASS	108
		PALLADIO	110
		SKYROS	112
		TRESANA	114
		VENATO	116

<b>MOD</b>	pág.		pág.
ALCORA	342		
ART 22,3x22,3	148		
ARTSTRACT 22,3x22,3	164		
AVILA	346		
BOSQUE	122		
CARNABY 19,8x22,8	46		
DRESDEN	24		
EATON	30		
ELGIN	32		
EPOCA	126		
ERDING DECORSTONE	36		
ERDING LUXGLASS	36		
ESSEN	38		
FRONDA	354		
GREENPARK	128		
GREENWICH	130		
HESSE	42		
INZA	132		
KINGSWOOD	134		
NERA	136		
OLDMANOR	138		
OLDMANOR 90x90	140		
PLATTE	66		
PROVENZA	68		
PROVENZAL	70		
RONNE	72		
ROVERE	142		
SONOMA	144		
STYLE	74		
TALENT	76		
URBANA	360		
WATERLOO	58		











Resumen de características a efectos de facilitar su búsqueda, sin perjuicio de que haya productos que cumplan alguna característica, que por error no estén incluidos.  
Summary of characteristics for the purpose of facilitating your search, without prejudice to the fact that there may be products that meet some characteristics, which by mistake are not included.  
Résumé des caractéristiques dans le but de faciliter votre recherche, sans préjudice du fait qu'il peut y avoir des produits répondant à certaines caractéristiques, qui par erreur ne sont pas inclus.

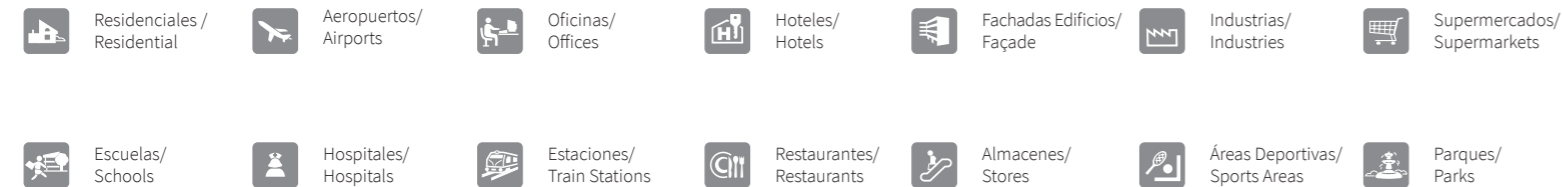
## CARACTERÍSTICAS TÉCNICAS

TECHNICAL FEATURES / CARACTÉRISTIQUES TECHNIQUES

### COMPACTO PEDRA

CARACTERÍSTICAS TÉCNICAS GRES PORCELÁNICO  
TECHNICAL FEATURES PORCELAIN TILES  
CARACTÉRISTIQUES TECHNIQUES GRÈS CÉRAME

	GRUPO Bla (UGL) Absorción de agua < 0,5% GROUP Bla (UGL) Water absorption < 0,5% GROUPE Bla (UGL) Absorption d'eau < 0,5%	NORMAS DE ENSAYO STANDARD NORMES D'ESSAI	VALORES PRESCRITOS NORMA EN 14411 VALUE REQUIRED BY EN 14411 STANDARD VALEURS PRESCRITES NORME EN 14411	VALOR MEDIO AVERAGE VALUE VALEUR MOYENNE	
	Características dimensionales Dimensional features Caractéristiques dimensionnelles	ISO 10545-2		Cumple la norma Conforms to standard Satisfait à la norme	
	Absorción de agua Water absorption Absorption d'eau	ISO 10545-3	< 0,5%	0,1%	
	Resistencia a la flexión Modulus of rupture Résistance à la flexion	Fuerza de rotura Breaking strength Force de rupture	ISO 10545-4	> 35 N/mm <sup>2</sup> > 1300 N	35 - 45 N/mm <sup>2</sup> 1600-2400 N
	Resistencia a la abrasión profunda (mm <sup>3</sup> ) Resistance to deep abrasion (mm <sup>3</sup> ) Résistance à l'abrasion profonde (mm <sup>3</sup> )	ISO 10545-6	Máx. 175 mm <sup>3</sup>	110 - 130 mm <sup>3</sup>	
	Dilatación térmica lineal Linear thermal expansion Dilatation thermique linéaire	ISO 10545-8	Método de ensayo disponible Test method available Méthode d'essai disponible	<7,0 x 10 <sup>-6</sup> °C <sup>-1</sup>	
	Resistencia al choque térmico Thermal shock resistance Résistance au choc thermique	ISO 10545-9	Método de ensayo disponible Test method available Méthode d'essai disponible	Resiste Resists Résiste	
	Resistencia a la helada Frost resistance Résistance au gel	ISO 10545-12	Método de ensayo disponible Test method available Méthode d'essai disponible	Resiste Resists Résiste	
	Resistencia química Chemical resistance Résistance chimique	Ácidos y bases Acids and bases Acides et bases Productos de limpieza y reactivos de piscinas Cleaning products and pool reactive agents Produits de nettoyage et réactifs de piscines réactifs de piscines	ISO 10545-13	Método de ensayo disponible Test method available Test method available Mínimo UB Minimum UB Class UA Class UA	Cumple la norma Conforms to standard Satisfait à la norme Clase UA Class UA Class UA
	Resistencia a las manchas Resistance to stains Résistance aux taches	ISO 10545-14	Mínimo clase 3 Minimum class 3 Minimum classe 3	Cumple la norma Conforms to standard Satisfait à la norme	
	Resistencia al deslizamiento Slip Resistance Résistance au glissement	DIN 51130 DIN 51097 UNE 41901 EX ANSI A326.3		Según Modelos According to models Selon modèles	














## CARACTERÍSTICAS TÉCNICAS

TECHNICAL FEATURES / CARACTÉRISTIQUES TECHNIQUES

### DECORSTONE

CARACTERÍSTICAS TÉCNICAS GRES PORCELÁNICO  
TECHNICAL FEATURES PORCELAIN TILES  
CARACTÉRISTIQUES TECHNIQUES GRÈS CÉRAME

	GRUPO Bla (GL) Absorción de agua < 0,5% GROUP Bla (GL) Water absorption < 0,5% GROUPE Bla (GL) Absorption d'eau < 0,5%	NORMAS DE ENSAYO STANDARD NORMES D'ESSAI	VALORES PRESCRITOS NORMA EN 14411 VALUE REQUIRED BY EN 14411 STANDARD VALEURS PRESCRITES NORME EN 14411	VALOR MEDIO AVERAGE VALUE VALEUR MOYENNE	
	Características dimensionales Dimensional features Caractéristiques dimensionnelles	ISO 10545-2		Cumple la norma Conforms to standard Satisfait à la norme	
	Absorción de agua Water absorption Absorption d'eau	ISO 10545-3	< 0,5%	0,1%	
	Resistencia a la flexión Modulus of rupture Résistance à la flexion	Fuerza de rotura Breaking strength Force de rupture	ISO 10545-4	> 35 N/mm <sup>2</sup> > 1300 N	35 - 45 N/mm <sup>2</sup> 1600-2400 N
	Resistencia a la abrasión profunda (mm <sup>3</sup> ) Resistance to deep abrasion (mm <sup>3</sup> ) Résistance à l'abrasion profonde (mm <sup>3</sup> )	ISO 10545-6	Máx. 175 mm <sup>3</sup>	110 - 130 mm <sup>3</sup>	
	Dilatación térmica lineal Linear thermal expansion Dilatation thermique linéaire	ISO 10545-8	Método de ensayo disponible Test method available Méthode d'essai disponible	<7,0 x 10 <sup>-6</sup> °C <sup>-1</sup>	
	Resistencia al choque térmico Thermal shock resistance Résistance au choc thermique	ISO 10545-9	Método de ensayo disponible Test method available Méthode d'essai disponible	Resiste Resists Résiste	
	Resistencia a la helada Frost resistance Résistance au gel	ISO 10545-12	Método de ensayo disponible Test method available Méthode d'essai disponible	Resiste Resists Résiste	
	Resistencia química Chemical resistance Résistance chimique	Ácidos y bases Acids and bases Acides et bases Productos de limpieza y reactivos de piscinas Cleaning products and pool reactive agents Produits de nettoyage et réactifs de piscines réactifs de piscines	ISO 10545-13	Método de ensayo disponible Test method available Test method available Mínimo UB Minimum UB Class UA Class UA	Cumple la norma Conforms to standard Satisfait à la norme Clase UA Class UA Class UA
	Resistencia a las manchas Resistance to stains Résistance aux taches	ISO 10545-14	Mínimo clase 3 Minimum class 3 Minimum classe 3	Cumple la norma Conforms to standard Satisfait à la norme	
	Resistencia al deslizamiento Slip Resistance Résistance au glissement	DIN 51130 DIN 51097 UNE 41901 EX ANSI A326.3		Según Modelos According to models Selon modèles	













## CARACTERÍSTICAS TÉCNICAS

### TECHNICAL FEATURES / CARACTÉRISTIQUES TECHNIQUES

#### COMPACGLASS

CARACTERÍSTICAS TÉCNICAS GRES PORCELÁNICO ESMALTADO  
TECHNICAL FEATURES GLAZED PORCELAIN TILES  
CARACTÉRISTIQUES TECHNIQUES GRÈS CÉRAME ÉMAILLÉ

	GRUPO BIa (GL) Absorción de agua < 0,5% GROUP BIa (GL) Water absorption < 0,5% GROUPE BIa (GL) Absorption d'eau < 0,5%	NORMAS DE ENSAYO STANDARD NORMES D'ESSAI	VALORES PRESCRITOS NORMA EN 14411 VALUE REQUIRED BY EN 14411 STANDARD VALEURS PRESCRITES NORME EN 14411	VALOR MEDIO AVERAGE VALUE VALEUR MOYENNE
	Características dimensionales Dimensional features Caractéristiques dimensionnelles	ISO 10545-2		Cumple la norma Conforms to standard Satisfait à la norme
	Absorción de agua Water absorption Absorption d'eau	ISO 10545-3	< 0,5%	0,1%
	Resistencia a la flexión Modulus of rupture Résistance à la flexion	Fuerza de rotura Breaking strength Force de rupture	ISO 10545-4	> 35 N/mm <sup>2</sup> > 1300 N 35 - 45 N/mm <sup>2</sup> 1600-2400 N
	Resistencia a la abrasión superficial Resistance to surface abrasion Résistance à l'abrasion de surface	ISO 10545-7	Clase indicada por el fabricante Abrasion class indicated by the manufacturer Classe indiquée par le fabricant	Según Modelos According to models Selon modèles
	Dilatación térmica lineal Linear thermal expansion Dilatation thermique linéaire	ISO 10545-8	Método de ensayo disponible Test method available Méthode d'essai disponible	<7,0 x 10 <sup>-6</sup> °C <sup>-1</sup>
	Resistencia al choque térmico Thermal shock resistance Résistance au choc thermique	ISO 10545-9	Método de ensayo disponible Test method available Méthode d'essai disponible	Resiste Resists Résiste
	Resistencia al cuarteo Crazing resistance Résistance au tressaillage	ISO 10545-11	Exigida Required Exigée	Resiste Resists Résiste
	Resistencia a la helada Frost resistance Résistance au gel	ISO 10545-12	Método de ensayo disponible Test method available Méthode d'essai disponible	Resiste Resists Résiste
	Resistencia química Chemical resistance Résistance chimique	Ácidos y bases Acids and bases Acides et bases Productos de limpieza y reactivos de piscinas Cleaning products and pool reactive agents Produits de nettoyage et réactifs de piscines	ISO 10545-13	Método de ensayo disponible Test method available Méthode d'essai disponible Mínimo GB Minimum GB Minimum GB Cumple la norma Conforms to standard Satisfait à la norme Clase GA Class GA Classe GA
	Resistencia a las manchas Resistance to stains Résistance aux taches	ISO 10545-14	Mínimo clase 3 Minimum class 3 Minimum classe 3	Cumple la norma Conforms to standard Satisfait à la norme












Residenciales /  
Residential



Fachadas Edificios /  
Façade










#### REVESTIMIENTO MONOPOROSA

CARACTERÍSTICAS TÉCNICAS REVESTIMIENTO MONOPOROSA  
TECHNICAL FEATURES FOR MONOPOROSA WALL TILES  
CARACTÉRISTIQUES TECHNIQUES CARREAUX DE MUR

	GRUPO BIII (GL) Absorción de agua > 10% GROUP BIII (GL) Water absorption > 10% GROUPE BIII (GL) Absorption d'eau > 10%	NORMAS DE ENSAYO STANDARD NORMES D'ESSAI	VALORES PRESCRITOS NORMA EN 14411 VALUE REQUIRED BY EN 14411 STANDARD VALEURS PRESCRITES NORME EN 14411	VALOR MEDIO AVERAGE VALUE VALEUR MOYENNE
	Características dimensionales Dimensional features Caractéristiques dimensionnelles	ISO 10545-2		Cumple la norma Conforms to standard Satisfait à la norme
	Absorción de agua Water absorption Absorption d'eau	ISO 10545-3	> 10%	16%
	Resistencia a la flexión Modulus of rupture Résistance à la flexion	Resistencia a la flexión Modulus of rupture Résistance à la flexion Fuerza de rotura Breaking strength / Force de rupture	ISO 10545-4	> 12 N / mm <sup>2</sup> > 600 N 20 - 30 N / mm <sup>2</sup> 700 - 1000 N
	Resistencia a la abrasión superficial Resistance to surface abrasion Résistance à l'abrasion de surface	ISO 10545-7	Clase indicada por el fabricante Abrasion class indicated by the manufacturer / Classe indiquée par le fabricant	No aplica Not apply Non applicable
	Dilatación térmica lineal Linear thermal expansion Dilatation thermique linéaire	ISO 10545-8	Método de ensayo disponible Test method available Méthode d'essai disponible	<7,0 x 10 <sup>-6</sup> °C <sup>-1</sup>
	Resistencia al choque térmico Thermal shock resistance Résistance au choc thermique	ISO 10545-9	Método de ensayo disponible Test method available Méthode d'essai disponible	Resiste Resists Résiste
	Resistencia al cuarteo Crazing resistance Résistance au tressaillage	ISO 10545-11	Exigida Required Exigée	Resiste Resists Résiste
	Resistencia química Chemical resistance Résistance chimique	Ácidos y bases Acids and bases Acides et bases Productos de limpieza y reactivos de piscinas Cleaning products and pool reactive agents / Produits de nettoyage et réactifs de piscines	ISO 10545-13	Método de ensayo disponible Test method available Méthode d'essai disponible Mínimo GB Minimum GB Minimum GB Cumple la norma Conforms to standard Satisfait à la norme Clase GA Class GA Classe GA
	Resistencia a las manchas Resistance to stains Résistance aux taches	ISO 10545-14	Mínimo clase 3 Minimum class 3 Minimum classe 3	Cumple la norma Conforms to standard Satisfait à la norme

#### PAVIMENTO PASTA ROJA

CARACTERÍSTICAS TÉCNICAS PAVIMENTO PASTA ROJA  
TECHNICAL FEATURES CERAMIC PORCELAIN TILES  
CARACTÉRISTIQUES TECHNIQUES CARREAUX DE SOL PÂTE ROUGE

	GRUPO BIla (GL) 3% < Absorción de agua < 6% GROUP BIla (GL) 3% < Water absorption < 6% GROUPE BIla (GL) 3% < Absorption d'eau < 6%	NORMAS DE ENSAYO STANDARD NORMES D'ESSAI	VALORES PRESCRITOS NORMA EN 14411 VALUE REQUIRED BY EN 14411 STANDARD VALEURS PRESCRITES NORME EN 14411	VALOR MEDIO AVERAGE VALUE VALEUR MOYENNE
	Características dimensionales Dimensional features Caractéristiques dimensionnelles	ISO 10545-2		Cumple la norma Conforms to standard Satisfait à la norme
	Absorción de agua Water absorption Absorption d'eau	ISO 10545-3	3% < E < 6%	5%
	Resistencia a la flexión Modulus of rupture Résistance à la flexion	Resistencia a la flexión Modulus of rupture Résistance à la flexion Fuerza de rotura Breaking strength / Force de rupture	ISO 10545-4	> 22 N / mm <sup>2</sup> > 1000 N 30 - 40 N / mm <sup>2</sup> 1100 - 1900 N
	Resistencia a la abrasión superficial Resistance to surface abrasion Résistance à l'abrasion de surface	ISO 10545-7	Clase indicada por el fabricante Abrasion class indicated by the manufacturer / Classe indiquée par le fabricant	No aplica Not apply Non applicable
	Dilatación térmica lineal Linear thermal expansion Dilatation thermique linéaire	ISO 10545-8	Método de ensayo disponible Test method available Méthode d'essai disponible	<7,0 x 10 <sup>-6</sup> °C <sup>-1</sup>
	Resistencia al choque térmico Thermal shock resistance Résistance au choc thermique	ISO 10545-9	Método de ensayo disponible Test method available Méthode d'essai disponible	Resiste Resists Résiste
	Resistencia al cuarteo Crazing resistance Résistance au tressaillage	ISO 10545-11	Exigida Required Exigée	Resiste Resists Résiste
	Resistencia química Chemical resistance Résistance chimique	Ácidos y bases Acids and bases Acides et bases Productos de limpieza y reactivos de piscinas Cleaning products and pool reactive agents / Produits de nettoyage et réactifs de piscines	ISO 10545-13	Método de ensayo disponible Test method available Méthode d'essai disponible Mínimo GB Minimum GB Minimum GB Cumple la norma Conforms to standard Satisfait à la norme Clase GA Class GA Classe GA
	Resistencia a las manchas Resistance to stains Résistance aux taches	ISO 10545-14	Mínimo clase 3 Minimum class 3 Minimum classe 3	Cumple la norma Conforms to standard Satisfait à la norme



#### RECOMENDACIONES PARA LA LIMPIEZA DE DECORADOS Y PIEZAS ESPECIALES

Debido a las características de los metales utilizados en la confección de estos productos es suficiente utilizar una bayeta húmeda y jabón líquido neutro.  
Si la pieza llevara protección no quitarla hasta que el producto este colocado y limpio.  
No se atenderán reclamaciones una vez colocado el producto.

#### RECOMMENDATIONS FOR THE CLEANING OF DECORATIVE AND SPECIAL PIECES

Due to the characteristics of the metals used in the production of these pieces, only a damp cloth and neutral liquid soap are required to clean them.  
Any protective material should be left on the piece until it is fitted and clean.  
Complaints will not be considered once the product has been fitted.

#### RECOMMANDATIONS CONCERNANT LE NETTOYAGE DES DECORS ET PIECES SPECIALES

Dues aux caractéristiques des métaux utilisés lors de la confection de ses produits, il est suffisant d'utiliser une éponge humide et du savon neutre.  
Dans le cas où la pièce porterait une protection, ne pas l'enlever jusqu'à ce que le produit soit posé et nettoyé.  
Aucune réclamation ne sera acceptée une fois le produit Pamesa posé.



#### COLOCACIÓN DE GRANDES FORMATOS

LYING LARGE FORMAT TILES  
POSE DE GRANDS FORMATS:  
<https://vimeo.com/377261681>



#### MÉTODOS DE CORTE

CUTTING METHODS  
MÉTHODES DE COUPE:  
<https://vimeo.com/388940194>



PAMESA CERÁMICA COMPACTTO, S.L.U.

Calle Pina de Montalgrao, 2  
(Carretera Villarreal-Onda Km 2,7)  
12540 Vila-Real, Castellón  
Tel: + 34 964 50 75 00  
[comercial@pamesa.com](mailto:comercial@pamesa.com)  
[www.pamesa.com](http://www.pamesa.com)

**PAMESA CERÁMICA COMPACTTO, S.L.U. Aplica una política de continuo desarrollo de sus productos y se reserva el derecho a realizar cambios en los productos, colores, especificaciones técnicas, packings y códigos sin previo aviso.**

**PAMESA CERÁMICA COMPACTTO, S.L.U. Ha realizado un esfuerzo considerable para que toda la información sea adecuada en el momento de la publicación del catálogo.**

**A causa de las limitaciones del proceso de impresión los colores reproducidos pueden sufrir ligeras variaciones con respecto al producto original.**

**PAMESA CERÁMICA COMPACTTO, S.L.U. Informa que este catálogo tiene validez a nivel informativo y por tanto no se hace responsable de los posibles errores de impresión; reservándose el derecho de realizar modificaciones sin necesidad de preaviso.**

PAMESA CERÁMICA COMPACTTO, S.L.U. operates a policy of continuous development and reserves the right to make changes to its products, colours, engineering specifications, packaging and codes without prior notice.

PAMESA CERÁMICA COMPACTTO, S.L.U. has taken every effort to ensure that the information contained in the catalogue is correct at the time of publication. Due to the limitations of the printing process, the colours reproduced may vary slightly from the original product.

PAMESA CERÁMICA COMPACTTO, S.L.U. advises that this catalogue is only valid for information purposes and therefore does not accept responsibility for any possible printing errors.

PAMESA CERÁMICA COMPACTTO, S.L.U. Applique une politique de développement continu de ses produits et se réserve le droit de réaliser des changements, que ce soit de produits, couleurs, spécifications techniques, paquetages et codifications et cela sans en aviser préalablement l'acheteur.

PAMESA CERÁMICA COMPACTTO, S.L.U. Aréalisé un effort considérable pour que toute l'information donnée soit adéquate au moment de la publication du catalogue. Dues aux limitations du processus d'impression, les couleurs reproduites peuvent souffrir de légères variations avec le produit original.

PAMESA CERÁMICA COMPACTTO, S.L.U. Vous informe que les informations de ce catalogue sont données à titre informatif et qu'elle n'est pas responsable des possibles erreurs d'impression. De plus, elle se réserve le droit de modifier les informations sans préavis.



1972 50 2022  
aniversario  
**PAMESA**  
cerámica

[www.pamesa.com](http://www.pamesa.com)