

HØSET



SINKS & WASHBASINS

CONTENT

CONTENT



4 HISTORY



6 PRODUCTION



8 ADVANTAGES OF COOPERATION





QUARTZ AGLOMERATE 23



33 SOLID SURFACE



13 SINTERED STONE & MDI



59 PRODUCTS

HISTORY



HOSET has been a leading supplier of furniture components and manufacturing services since 2002. The Belterno brand was founded in 2020 as part of the company's longstanding journey, specializing in artificial stone and HPL products. The brand name was derived from the Italian phrases «bella eternità» (beautiful eternity) and «bell'interno» (beautiful interior), reflecting the company's commitment to creating aesthetic and durable products for interiors.



In February 2021, a facility for processing «hard» materials such as sintered stone and quartzite was officially launched. The presentations of the Belterno brand, which took place in Vasylykiv in the summer of 2021, became an important stage in the promotion of the brand. In October of that year, a facility for processing «soft» materials, namely acrylic stone and HPL compact, was opened.



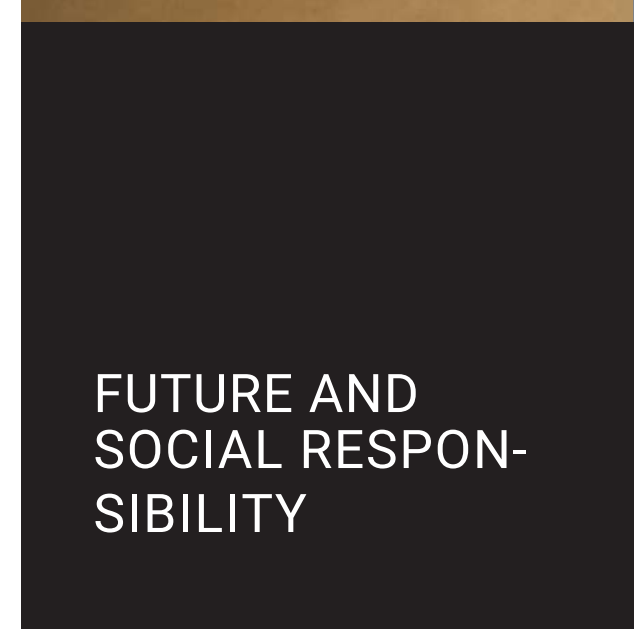
CHALLENGES AND RECOVERY

In April 2022, the Belterno brand quickly resumed operations, demonstrating resilience and dedication to its values. During this period, the company faced the necessity of completely restructuring its production processes and services to adapt to new realities. Despite all the challenges associated with the full-scale invasion in Ukraine, the team managed to update their work approaches to ensure the sustainable development of the brand.



TRANSFORMATION INTO HOSETSTONE

From September 2024, the Belterno brand will transform into the new trademark HosetStone. This transformation is part of HOSET's strategy to unify all production divisions under a single HOSET brand. The goal of this step is to create a cohesive and clear ecosystem for our partners and customers. HosetStone will become the new face of our company, reflecting all the achievements and experience accumulated over the years of working with Belterno. It will help us become even closer and more understandable to our clients.



FUTURE AND SOCIAL RESPONSIBILITY

Today, HosetStone continues to introduce market to the best global brands of artificial stone and HPL, developing the culture of working with these materials in the furniture industry. We support modern trends in furniture and interior design, helping our partners implement innovative ideas. HosetStone adheres to the philosophical principles of trust, honesty, efficiency, teamwork, and care for people. We continue to invest in development, processes, and mutually beneficial cooperation, creating long-term partnerships and ensuring high product quality.

PRODUCTION

EQUIPMENT

In the production of HosetStone products, innovative technologies and equipment from Breton S.p.A. are used. Breton machining centers are distinguished by their reliability, innovation, and high production characteristics. This allows orders to be fulfilled promptly and with impeccable precision.





LOCATION

The HosetStone production facility is located in Vasylkiv. The area of production premises is 2000 m². Clearly planned stages and production technologies, automated lines, and professionalism are the foundations of our work. Experienced craftsmen, who continuously improve their professional skills and control the quality of products at each stage, work on fulfilling the orders.



MATERIALS



Careful selection of raw materials for production is the foundation of a high-quality finished product that will serve you for years and meet all your needs. Therefore, we settled on global manufacturers – Spanish, Italian, Austrian, German and other recognized brands. Their products are chosen all over the world. That's why we also choose.

ADVANTAGES OF COOPERATION

1 TOP MATERIALS


HosetStone works with the best. Each of the materials is represented by top brands. The basis for choosing partners is the quality, innovation, and product range.

2 IDEAS WITHOUT LIMITS

We know no boundaries! Our experience working with various materials helps us find the perfect solution for your product, evaluating all their advantages and features.

3 TECHNOLOGY

HosetStone is not only about high-quality materials but also the best equipment and technologies. The special Proliner measuring device will ensure the accuracy of measurements on the object, while the Italian Breton equipment guarantees manufacturing accuracy. After that, our craftsmen will bring the product to perfection.





4 INDIVIDUAL APPROACH

We are ready to implement the most complex and creative ideas! You can always discuss your wishes with our managers, and together we will find a solution.

5 IN SEARCH OF INNOVATIONS

We are always looking for new materials and technologies and are open to experiments. If you have non-standard and interesting projects, please contact us. Let's be creative together!


6 WARRANTY

We provide a 30-year warranty service for our products from the moment of installation. You are choosing reliability by ordering countertops, sinks, and other HosetStone products.









One of the most durable furniture and finishing materials, created for longevity and beauty. The primary mineral composition of this material is a blend of refractory white clay, sand, and feldspar. However, each manufacturer has a unique formula, giving the material individual characteristics and appearance. This is why we encounter different names, such as MDi Inalco or Sintered stone Neolith, reflecting unique composition and production technology differences. Modern production technology ensures a non-porous structure, giving the material exceptional performance characteristics. At the same time, the material retains a certain flexibility, making it resistant to cracking and deformation during installation and use. This versatility allows it to be used in any application – from furniture components to interior and exterior cladding.

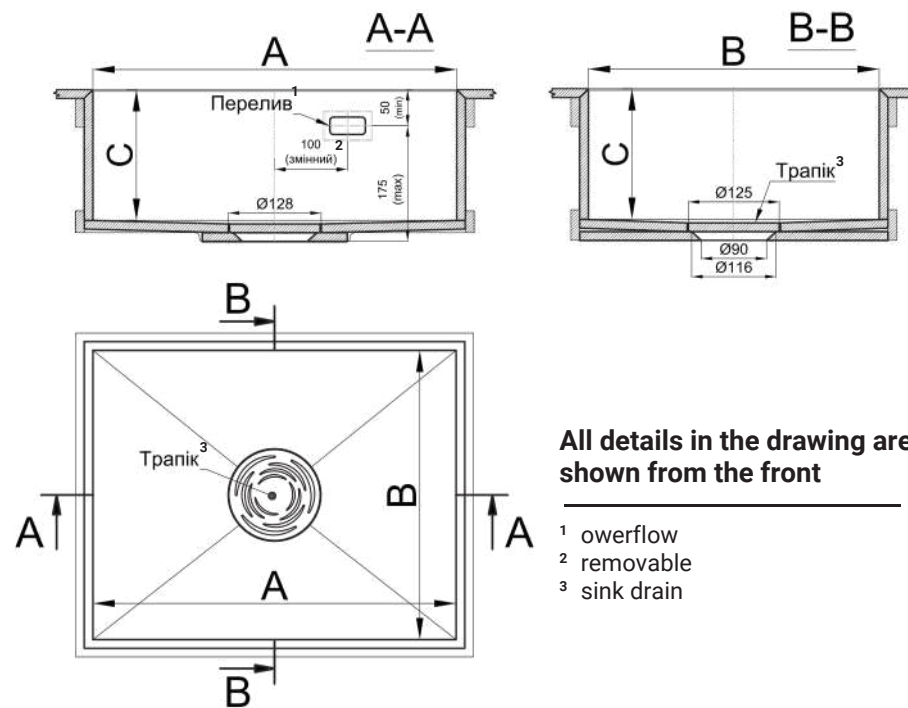
- Water resistance
- Wear resistance
- Heat resistance
- UV resistance
- Safety and hygiene
- Resistance to dirt and dyes

SINTERED STONE & MDI

SINK CSS01 BOTTOM MOUNTING



*** By default, the product is not completed with accessories**

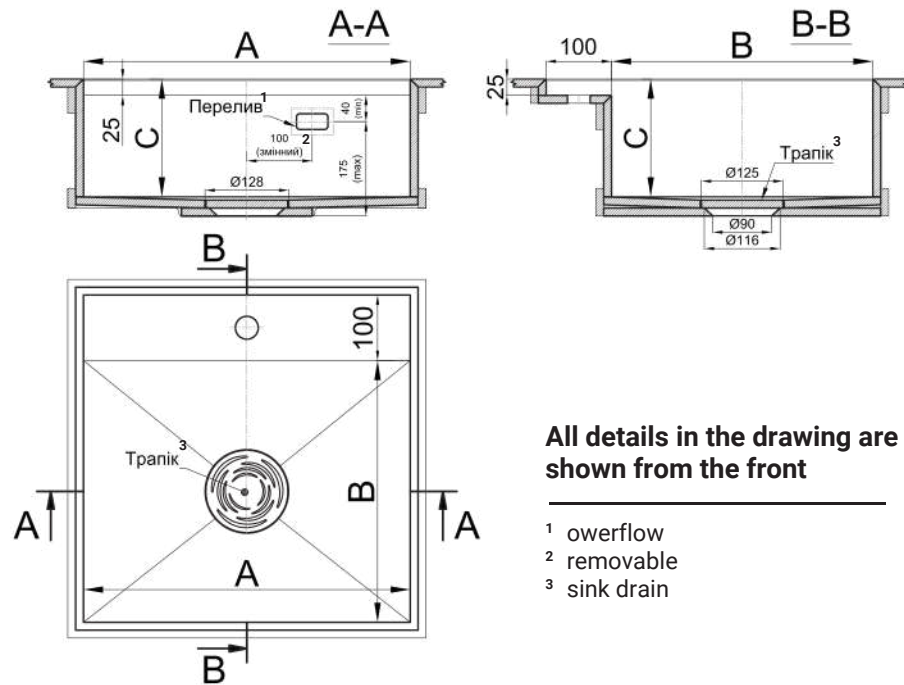


VARIABLE DIMENSIONS (MM)

A	B	C
300-700	300-450	100-250

*** The dimensions on the drawing indicated by numbers are unchanged!**

SINK CSS02 BOTTOM MOUNTING



All details in the drawing are shown from the front

- 1 overflow
- 2 removable
- 3 sink drain

VARIABLE DIMENSIONS (MM)

A	B	C
450-700	350-400	100-250

* The dimensions on the drawing indicated by numbers are unchanged!



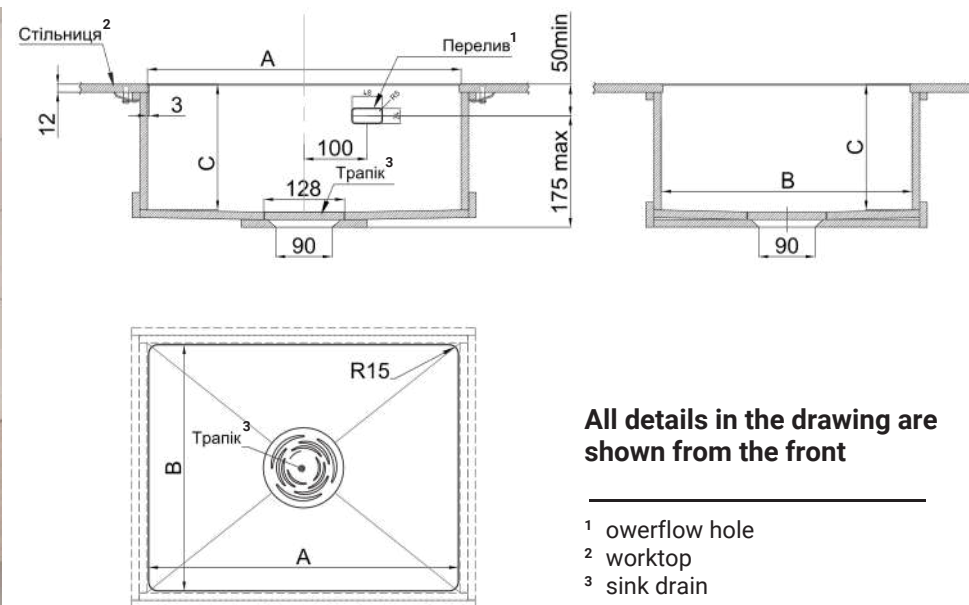
Material
Neolith Layla Slate

SINTERED STONE & MDI

* By default, the product is not completed with accessories



SINK CSS03 BOTTOM MOUNTING



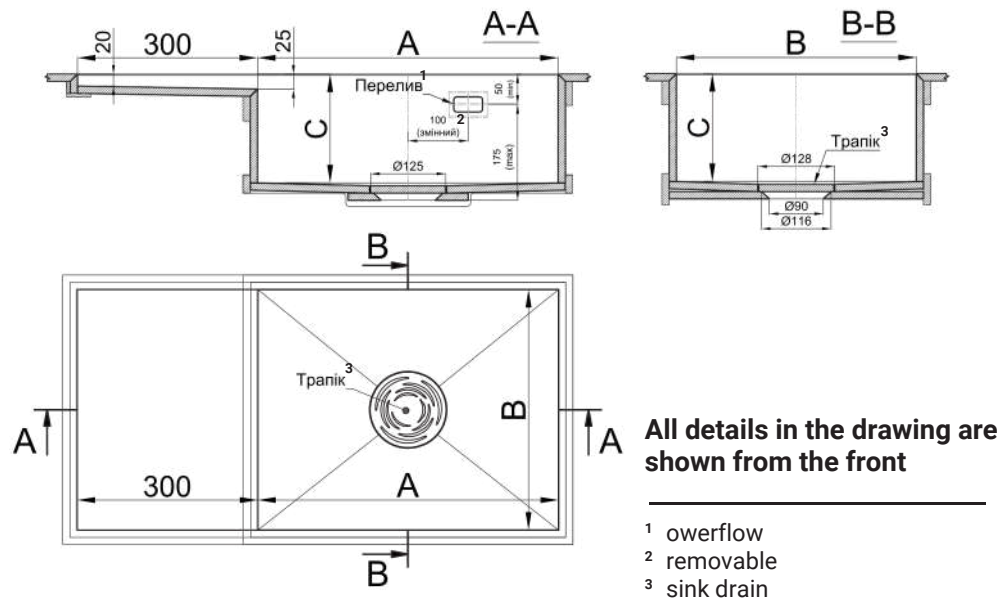
* By default, the product is not completed with accessories

VARIABLE DIMENSIONS (MM)

A	B	C
300-700	300-450	100-250

* The dimensions on the drawing indicated by numbers are unchanged!

SINK CSS04 BOTTOM MOUNTING



SINTERED STONE & MDI

VARIABLE DIMENSIONS (MM)


A	B	C
300-700	300-450	100-250

* The dimensions on the drawing indicated by numbers are unchanged!

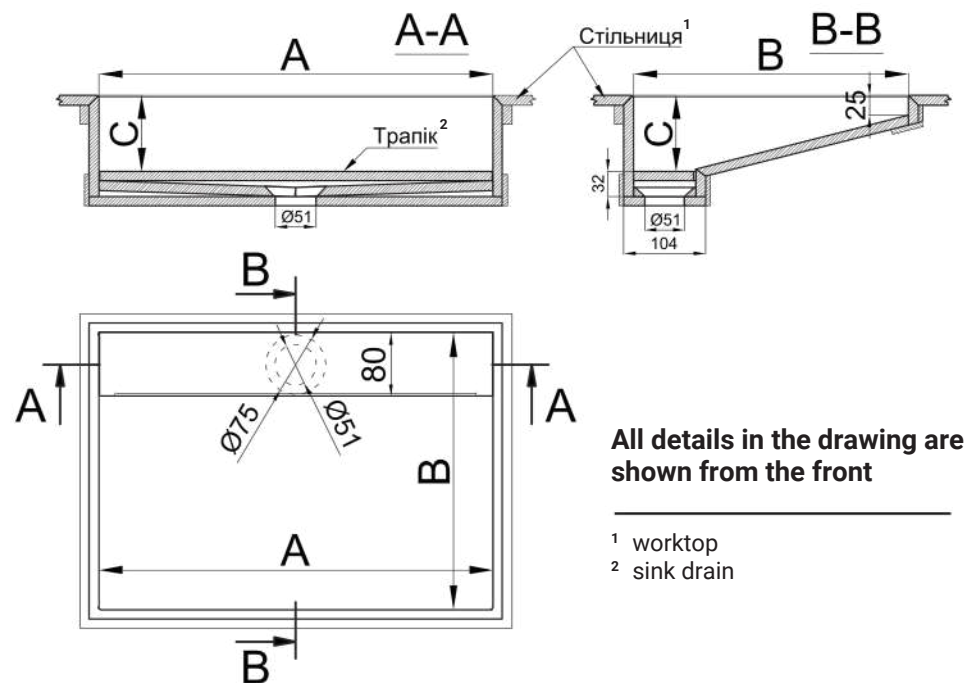
* By default, the product is not completed with accessories



WASHBASIN CWS01 BOTTOM MOUNTING



* By default, the product is not completed with accessories



VARIABLE DIMENSIONS (MM)

A	B	C
400-1200	300-600	100-220


* The dimensions on the drawing indicated by numbers are unchanged!

SINTERED STONE & MDI

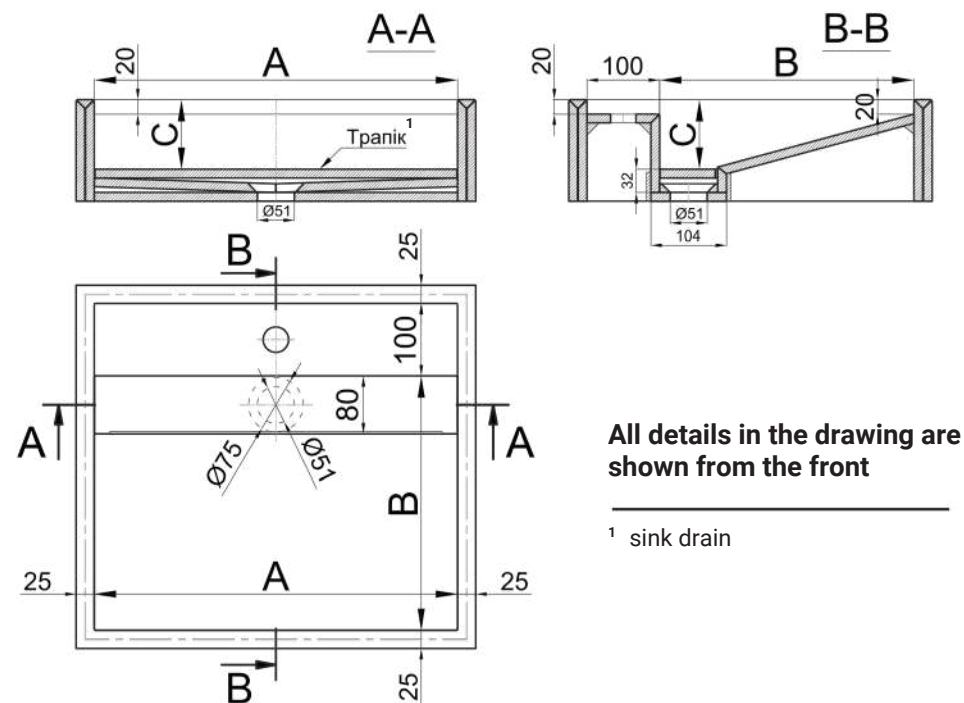


19

WASHBASIN CWS03 UPPER MOUNTING



* By default, the product is not completed with accessories


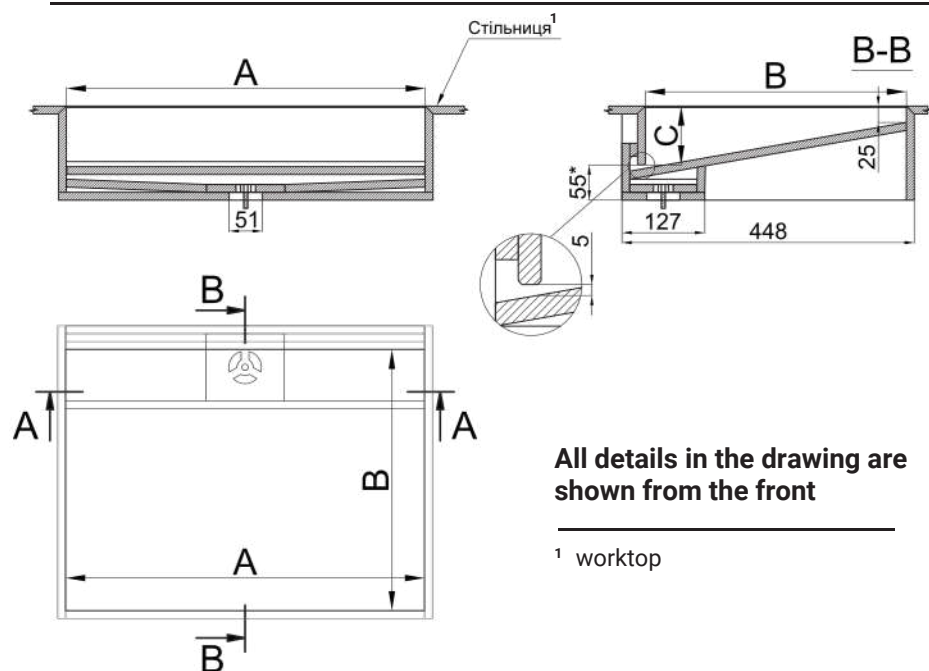


VARIABLE DIMENSIONS (MM)

A	B	C
400-1200	300-600	100-220

* The dimensions on the drawing indicated by numbers are unchanged!

WASHBASIN CWS04 BOTTOM MOUNTING



SINTERED STONE & MDI

VARIABLE DIMENSIONS (MM)

A	B	C
400-1200	300-600	100-220

* The dimensions on the drawing indicated by numbers are unchanged!

* By default, the product is not completed with accessories



FLOOR-STANDING WASHBASIN CWS05

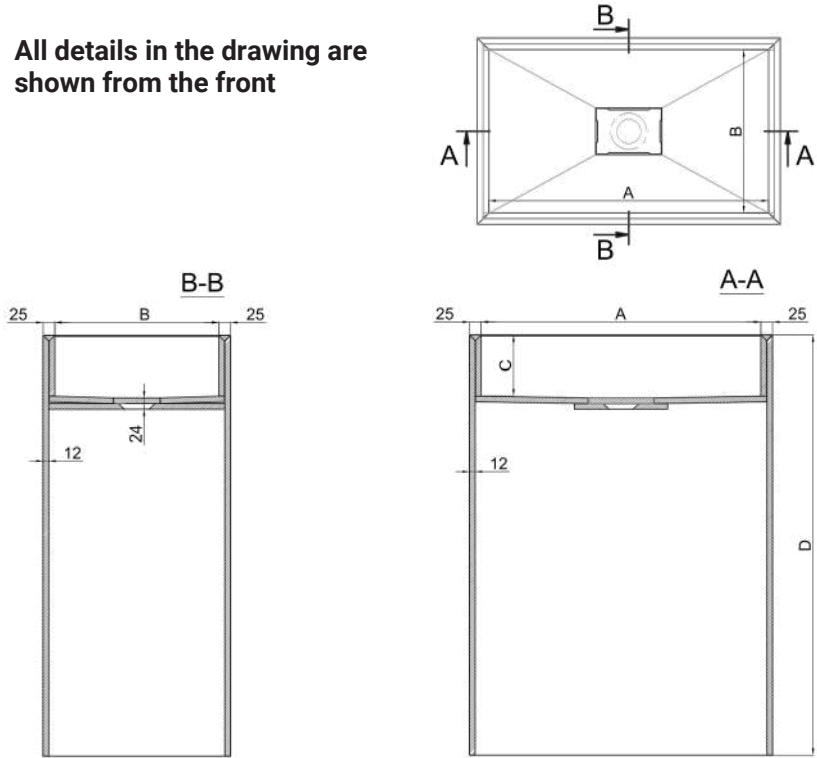


Material
Neolith Layla Slate



* By default, the product is not completed with accessories

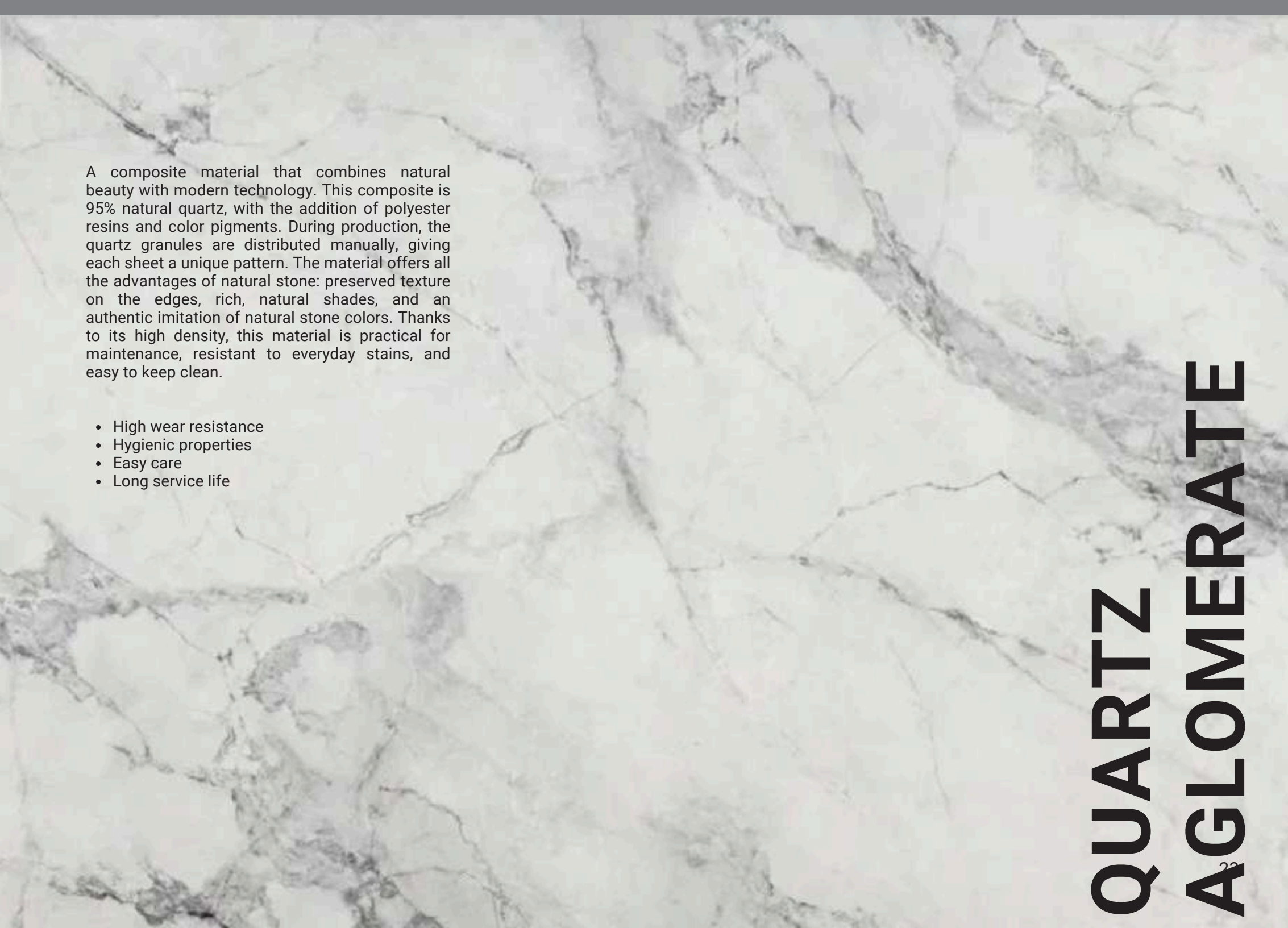
All details in the drawing are shown from the front



VARIABLE DIMENSIONS (MM)

A	B	C	D
400-700	300-600	100-220	800-900

* The dimensions on the drawing indicated by numbers are unchanged!

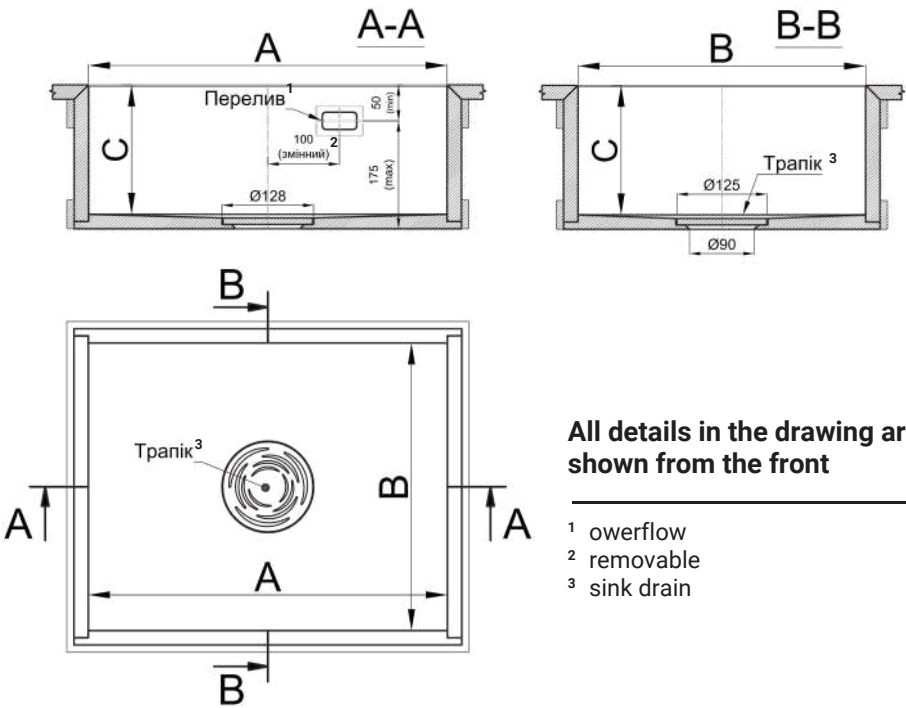
The background of the entire page is a high-resolution image of a light-colored marble or stone surface. It features a complex pattern of veins in shades of grey, taupe, and off-white, creating a natural, organic look. The veins vary in thickness and direction, some running diagonally and others more horizontally.

A composite material that combines natural beauty with modern technology. This composite is 95% natural quartz, with the addition of polyester resins and color pigments. During production, the quartz granules are distributed manually, giving each sheet a unique pattern. The material offers all the advantages of natural stone: preserved texture on the edges, rich, natural shades, and an authentic imitation of natural stone colors. Thanks to its high density, this material is practical for maintenance, resistant to everyday stains, and easy to keep clean.

- High wear resistance
- Hygienic properties
- Easy care
- Long service life

QUARTZ AGGLOMERATE

SINK QSS01 BOTTOM MOUNTING



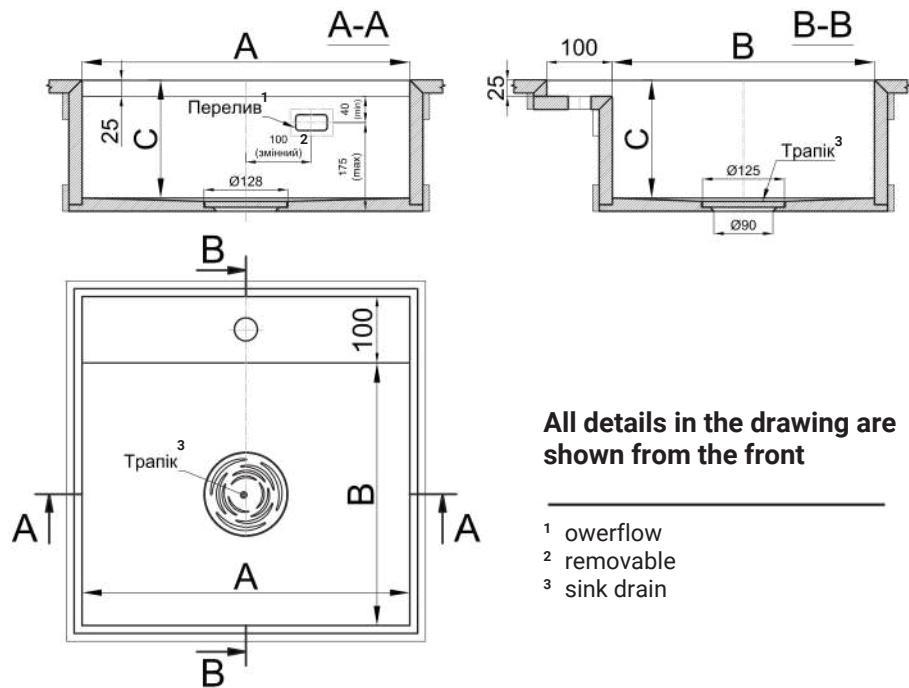
* By default, the product is not completed with accessories

VARIABLE DIMENSIONS (MM)

A	B	C
300-700	300-450	100-250

* The dimensions on the drawing indicated by numbers are unchanged!

SINK QSS02 BOTTOM MOUNTING



QUARTZ AGGLOMERATE

VARIABLE DIMENSIONS (MM)

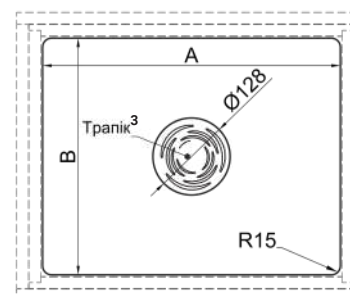
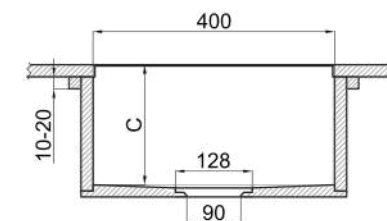
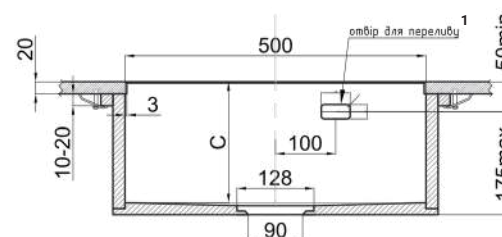
A	B	C
450-700	350-400	100-250

* The dimensions on the drawing indicated by numbers are unchanged!

* By default, the product is not completed with accessories



SINK QSS03 BOTTOM MOUNTING



All details in the drawing are shown from the front

¹ overflow hole



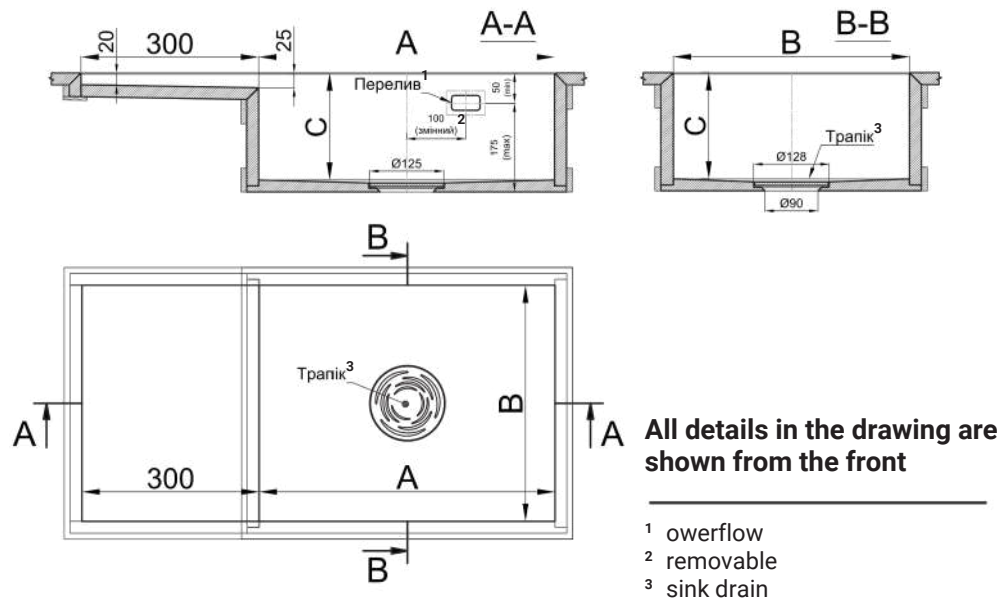
* By default, the product is not completed with accessories

VARIABLE DIMENSIONS (MM)

A	B	C
300-700	300-450	100-250

* The dimensions on the drawing indicated by numbers are unchanged!

SINK QSS04 BOTTOM MOUNTING



QUARTZ AGLOMERATE

VARIABLE DIMENSIONS (MM)

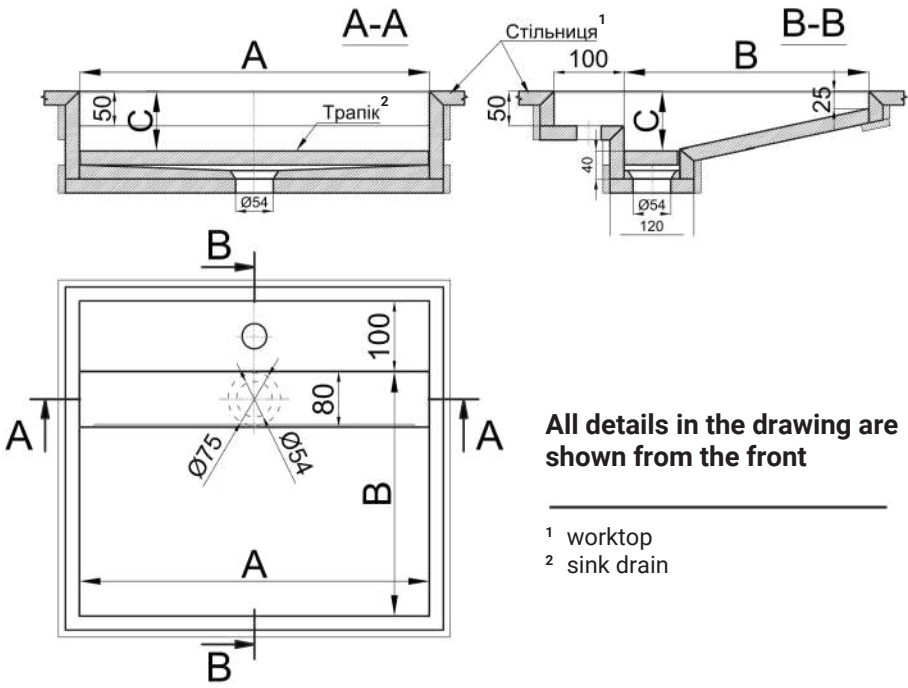
A	B	C
300-700	300-450	100-250

* The dimensions on the drawing indicated by numbers are unchanged!

* By default, the product is not completed with accessories



WASHBASIN QWS02 BOTTOM MOUNTING




QUARTZ AGLOMERATE

VARIABLE DIMENSIONS (MM)

A	B	C
400-1200	300-600	100-220

* The dimensions on the drawing indicated by numbers are unchanged!

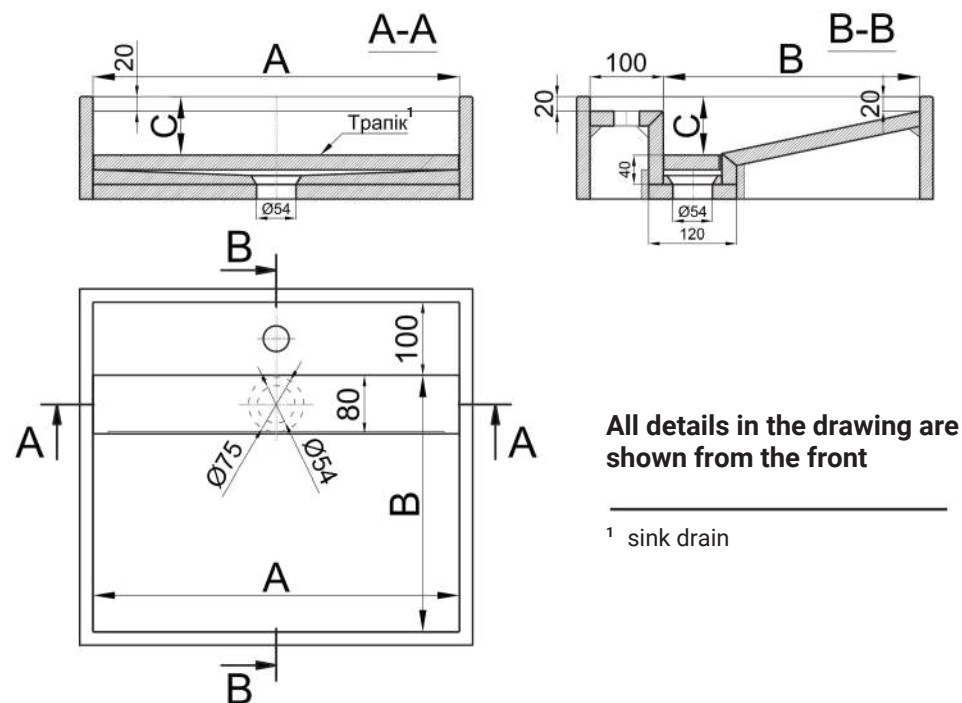
* By default, the product is not completed with accessories



WASHBASIN QWS03 UPPER MOUNTING



* By default, the product is not completed with accessories

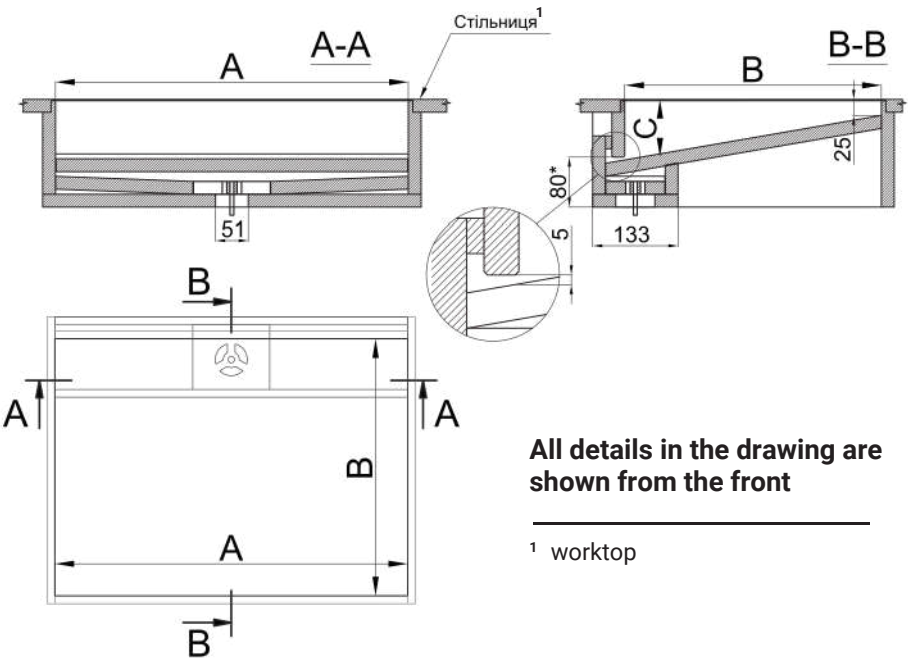


VARIABLE DIMENSIONS (MM)

A	B	C
400-1200	300-600	100-220

* The dimensions on the drawing indicated by numbers are unchanged!

WASHBASIN QWS04 BOTTOM MOUNTING



QUARTZ AGGLOMERATE

VARIABLE DIMENSIONS (MM)

A	B	C
400-1200	300-600	100-220

* The dimensions on the drawing indicated by numbers are unchanged!

* By default, the product is not completed with accessories



FLOOR-STANDING WASHBASIN QWS05

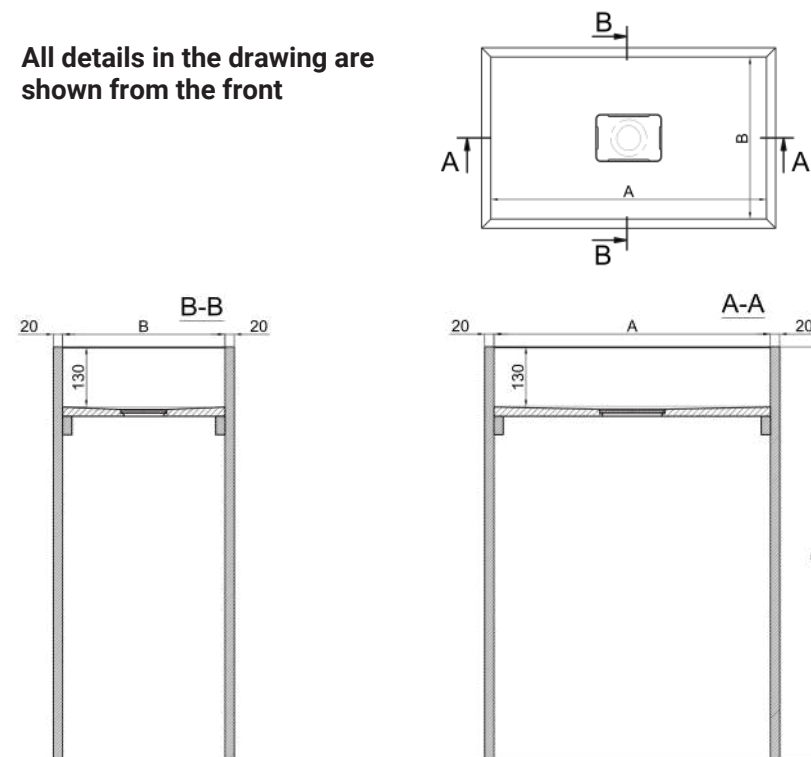


Material
Avant Calacatta
Normandie



*** By default, the product is not completed with accessories**


All details in the drawing are shown from the front



VARIABLE DIMENSIONS (MM)

A	B	C	D
400-700	300-600	100-220	800-900

*** The dimensions on the drawing indicated by numbers are unchanged!**

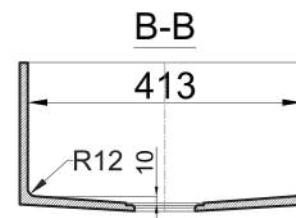
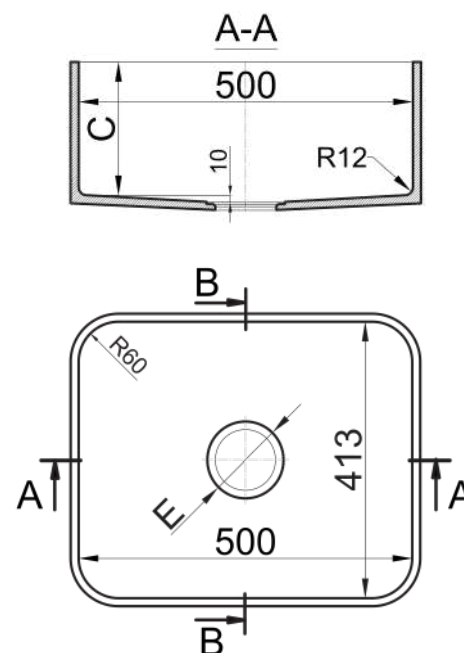


Acrylic stone is an exceptional material that replicates the texture and appearance of natural stone and surpasses it in terms of characteristics. This material remains relevant due to its combination of modern design, ease of maintenance, and the ability to create customized solutions.

- Seamlessness
- Restoration capability
- Flexibility
- Practicality and durability
- Aesthetics

SOLID SURFACE

SINK SS01 BOTTOM MOUNTING



All details in the drawing are shown from the front



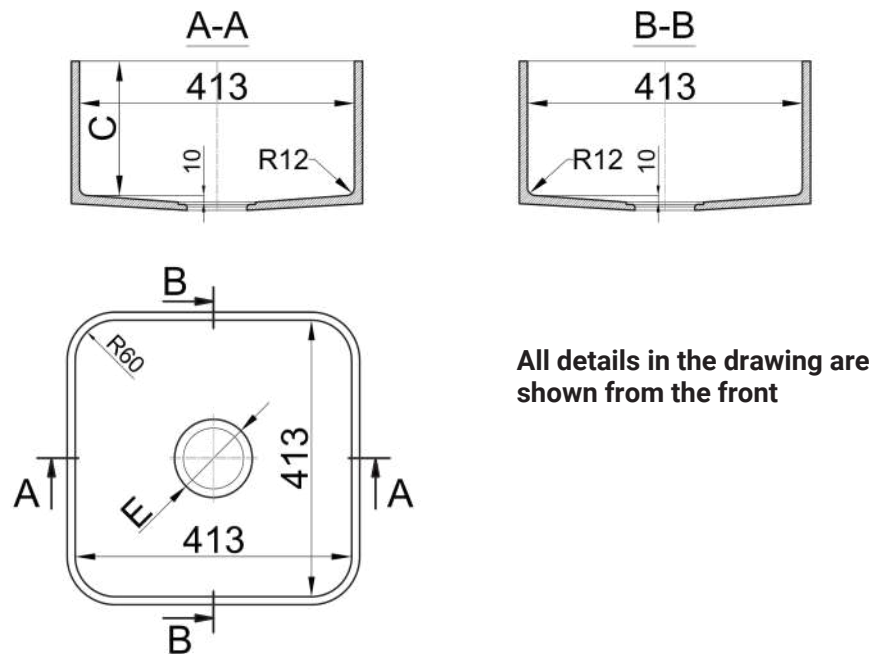
* By default, the product is not completed with accessories

VARIABLE DIMENSIONS (MM)

C	E
70-250	Ø62 or Ø115

* The dimensions on the drawing indicated by numbers are unchanged!

SINK SS02 BOTTOM MOUNTING



SOLID SURFACE

VARIABLE DIMENSIONS (MM)

C	E
70-250	Ø62 or Ø115

* The dimensions on the drawing indicated by numbers are unchanged!

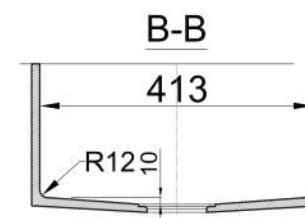
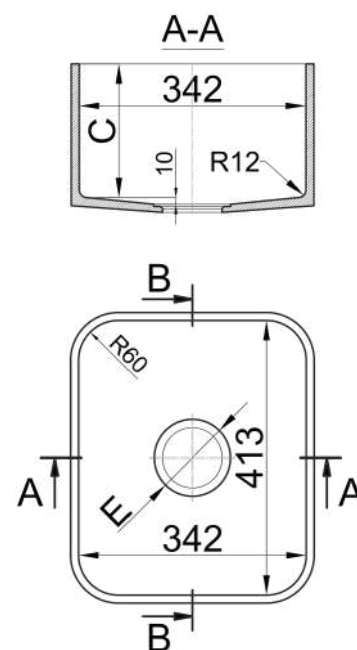
* By default, the product is not completed with accessories



SINK SS03 BOTTOM MOUNTING



* By default, the product is not completed with accessories



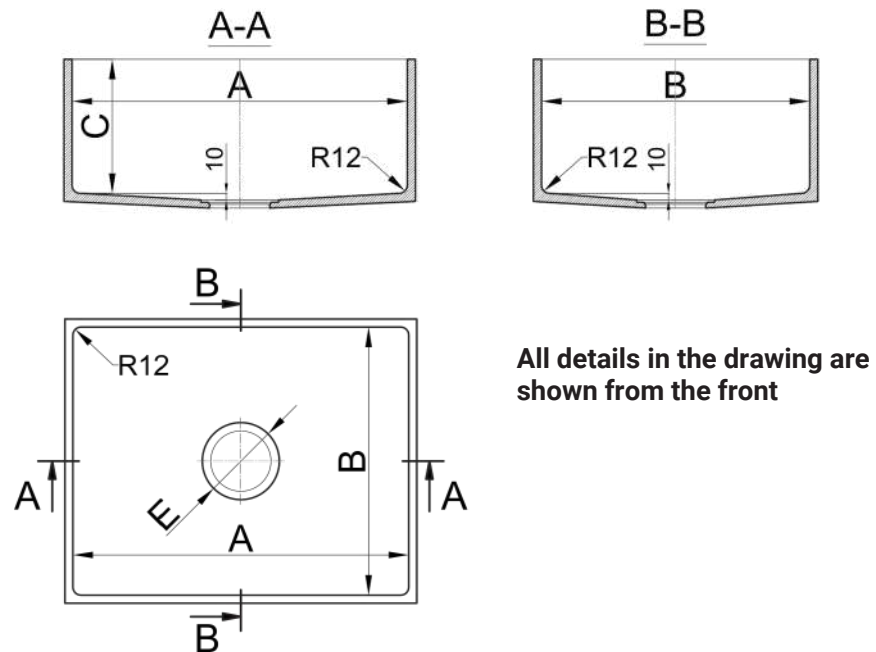
All details in the drawing are shown from the front

VARIABLE DIMENSIONS (MM)

C	E
70-250	Ø62 or Ø115

* The dimensions on the drawing indicated by numbers are unchanged!

SINK SS04 BOTTOM MOUNTING



SOLID SURFACE

VARIABLE DIMENSIONS (MM)

A	B	C	E
200-700	200-413	70-250	Ø62 or Ø115

* The dimensions on the drawing indicated by numbers are unchanged!

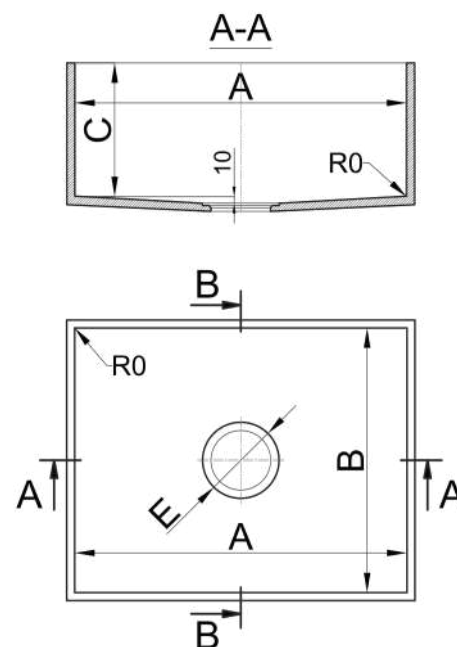
* By default, the product is not completed with accessories



SINK SS05 BOTTOM MOUNTING



* By default, the product is not completed with accessories



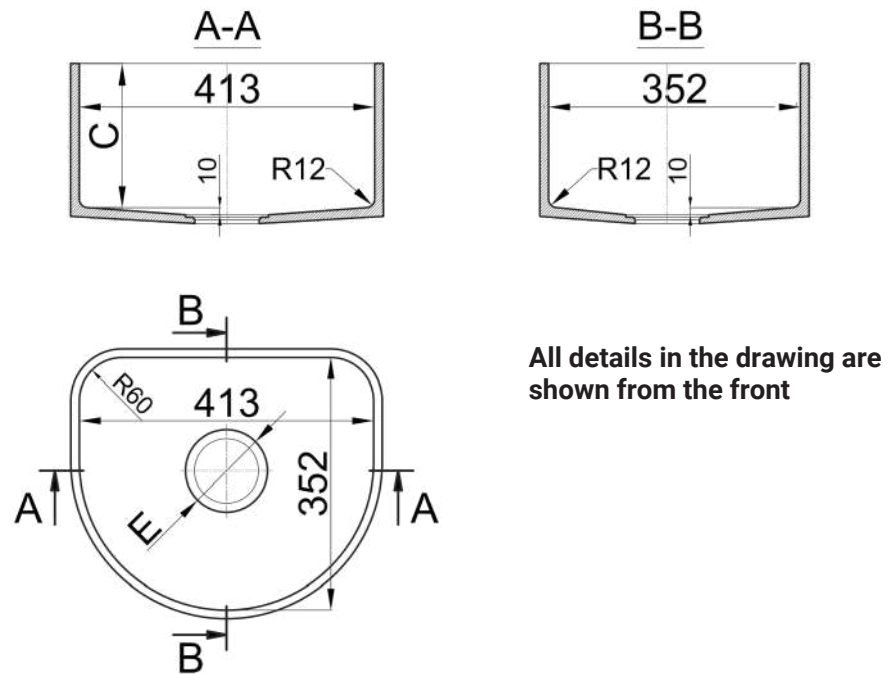
All details in the drawing are shown from the front

VARIABLE DIMENSIONS (MM)

A	B	C	E
200-700	200-413	70-250	Ø62 or Ø115

* The dimensions on the drawing indicated by numbers are unchanged!

SINK SR06 BOTTOM MOUNTING



SOLID SURFACE

VARIABLE DIMENSIONS (MM)

C	E
70-250	Ø 62 or Ø 115

* The dimensions on the drawing indicated by numbers are unchanged!

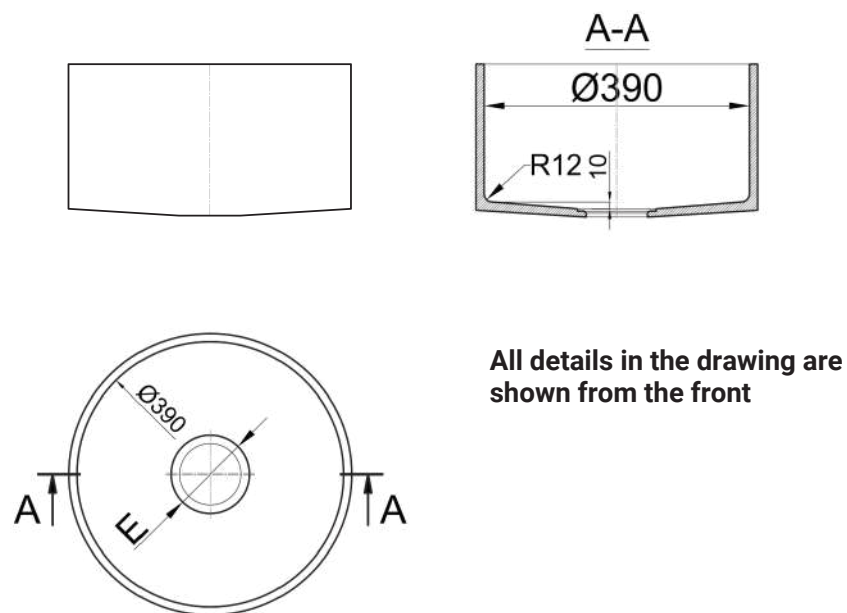
* By default, the product is not completed with accessories



SINK SR07 BOTTOM MOUNTING



* By default, the product is not completed with accessories

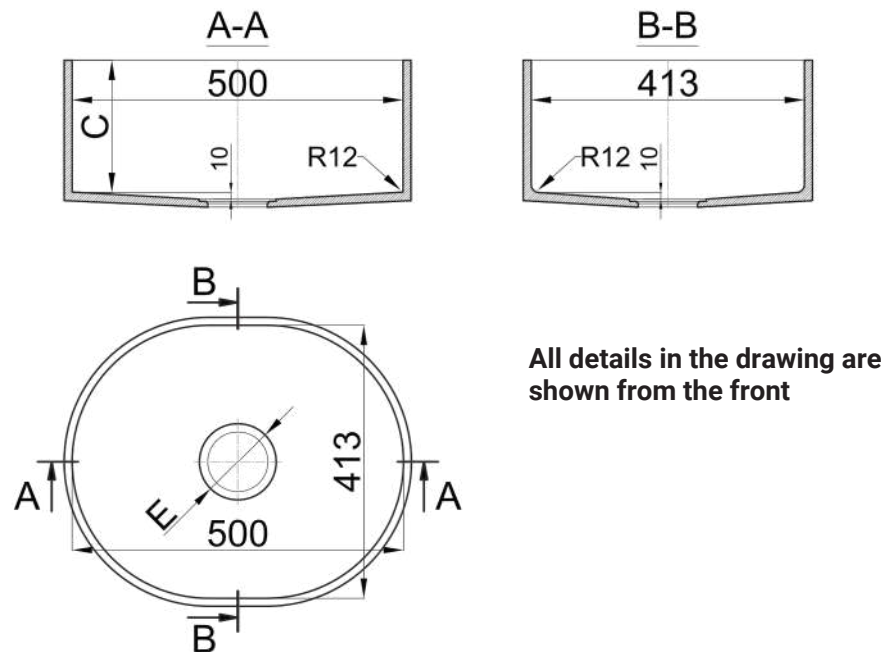


VARIABLE DIMENSIONS (MM)

C	E
70-250	Ø62 or Ø115

* The dimensions on the drawing indicated by numbers are unchanged!

SINK S008 BOTTOM MOUNTING



SOLID SURFACE

VARIABLE DIMENSIONS (MM)

C	E
70-250	Ø62 or Ø115

* The dimensions on the drawing indicated by numbers are unchanged!

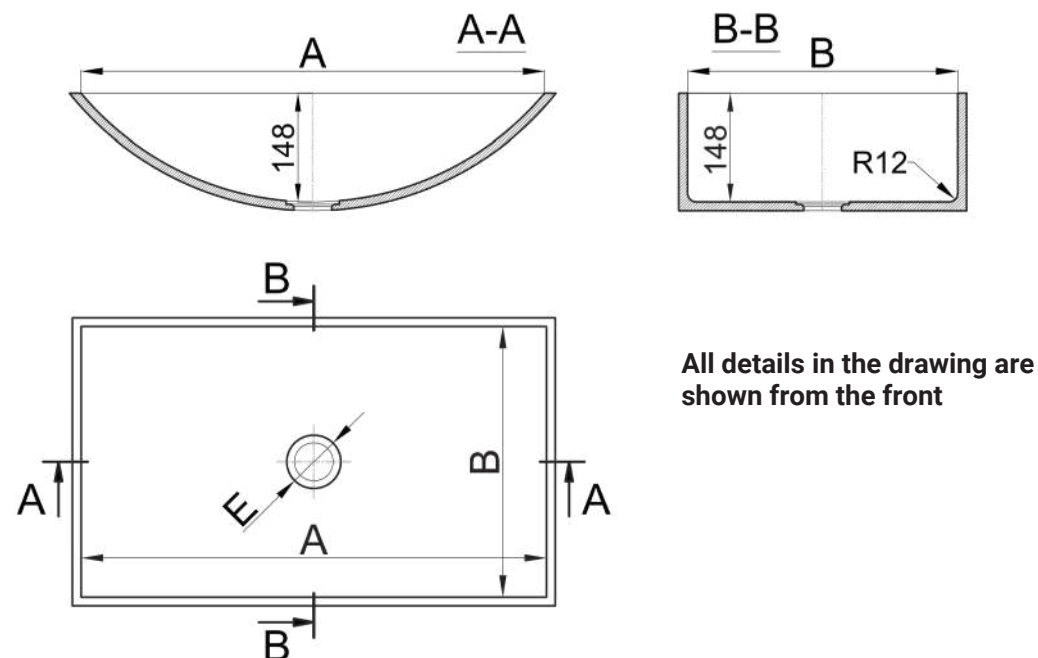
* By default, the product is not completed with accessories



WASHBASIN WS01 BOTTOM MOUNTING



* By default, the product is not completed with accessories

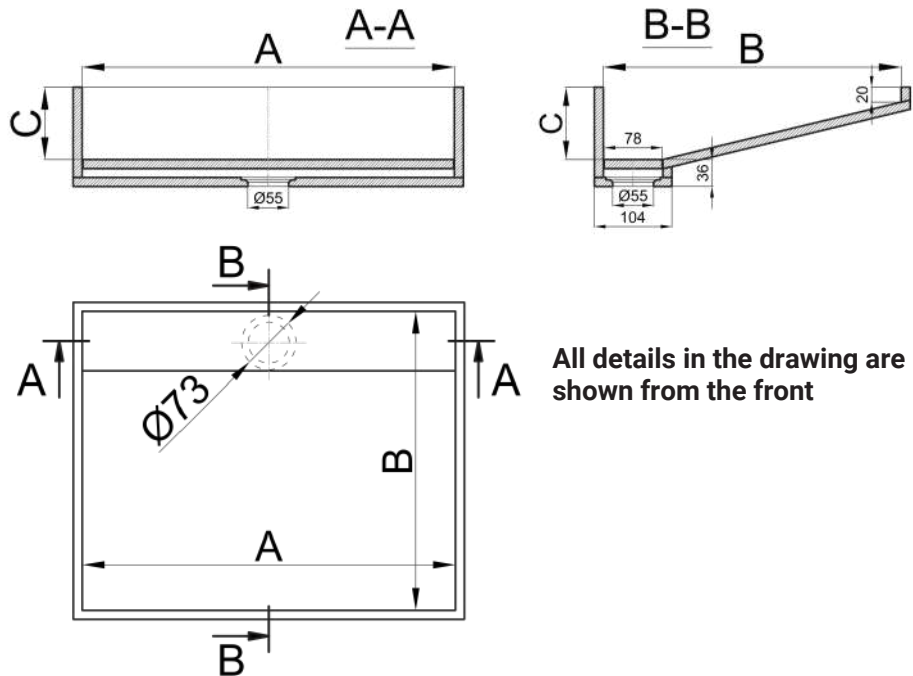


VARIABLE DIMENSIONS (MM)

A	B	E
500 a6o 635	320-370	Ø 62

* The dimensions on the drawing indicated by numbers are unchanged!

WASHBASIN WS02 BOTTOM MOUNTING



SOLID SURFACE

VARIABLE DIMENSIONS (MM)

A	B	C
200-700	200-413	70-250

* The dimensions on the drawing indicated by numbers are unchanged!

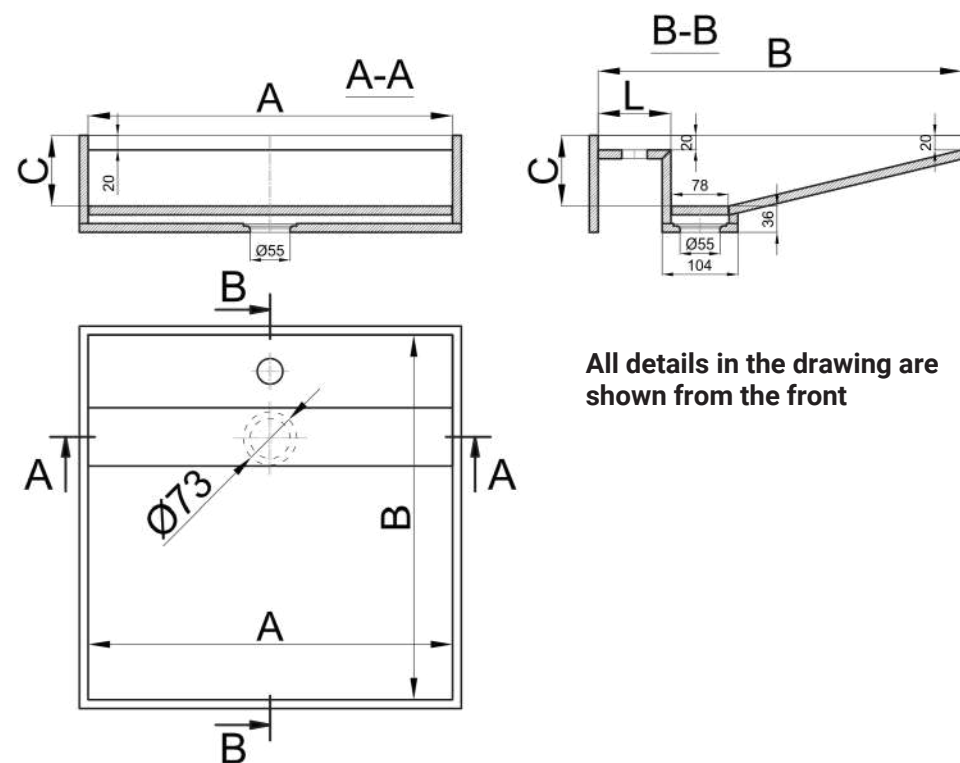
* By default, the product is not completed with accessories



WASHBASIN WS03 BOTTOM MOUNTING



* By default, the product is not completed with accessories

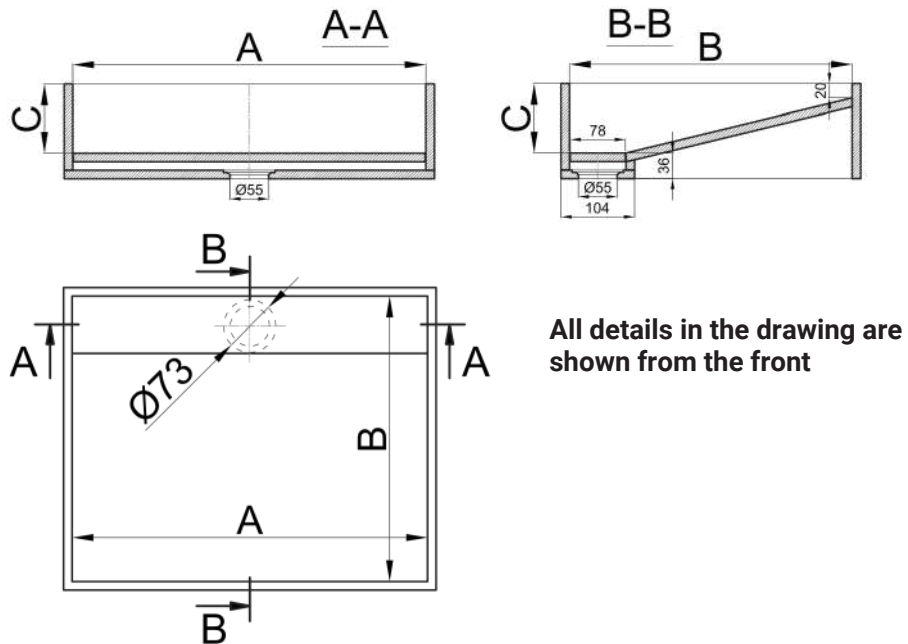


VARIABLE DIMENSIONS (MM)

A	B	C	L
200-700	200-417	70-250	50-150

* The dimensions on the drawing indicated by numbers are unchanged!

WASHBASIN WS04 UPPER MOUNTING




SOLID SURFACE

VARIABLE DIMENSIONS (MM)

A	B	C
200-700	200-417	70-250

* The dimensions on the drawing indicated by numbers are unchanged!

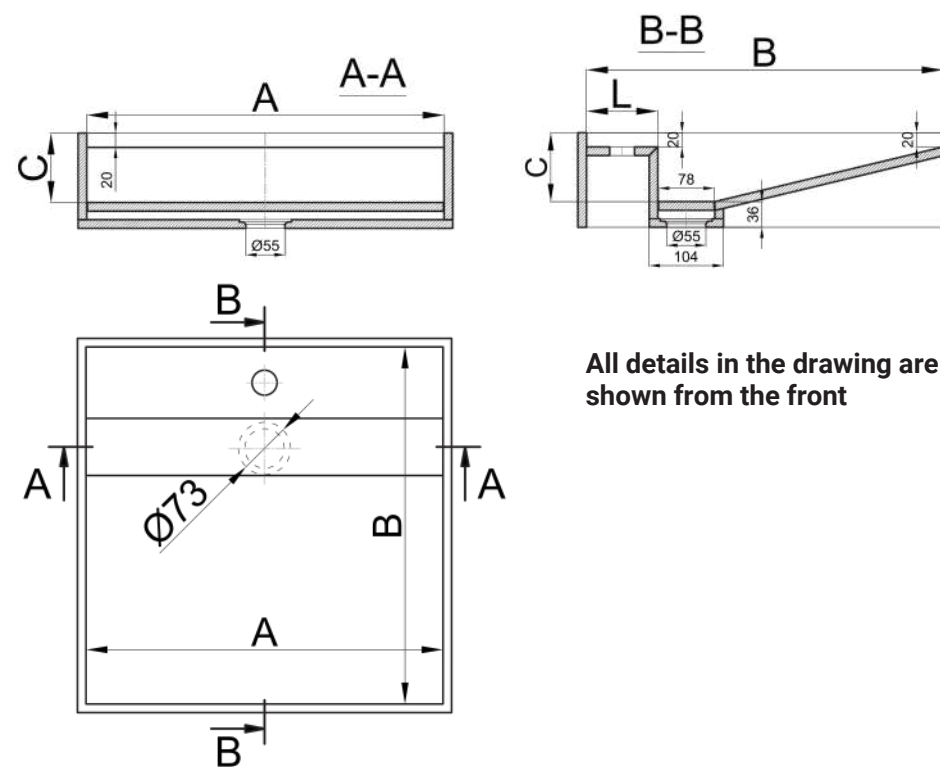
* By default, the product is not completed with accessories



WASHBASIN WS05 UPPER MOUNTING



* By default, the product is not completed with accessories

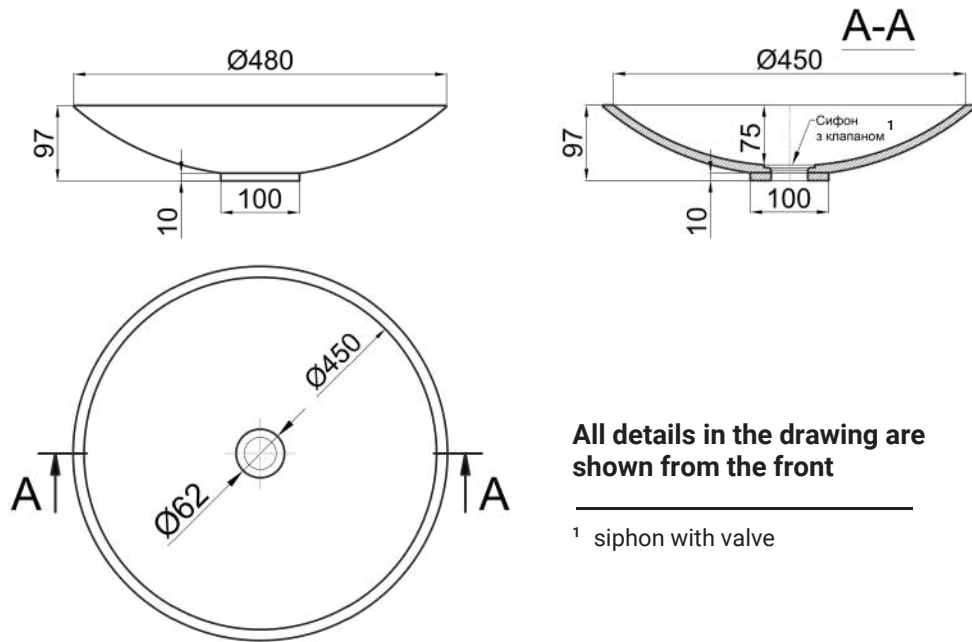


VARIABLE DIMENSIONS (MM)

A	B	C	L
200-700	200-417	70-250	50-150

* The dimensions on the drawing indicated by numbers are unchanged!

WASHBASIN WR06 UPPER MOUNTING



* The dimensions on the drawing indicated by numbers are unchanged!




SOLID SURFACE

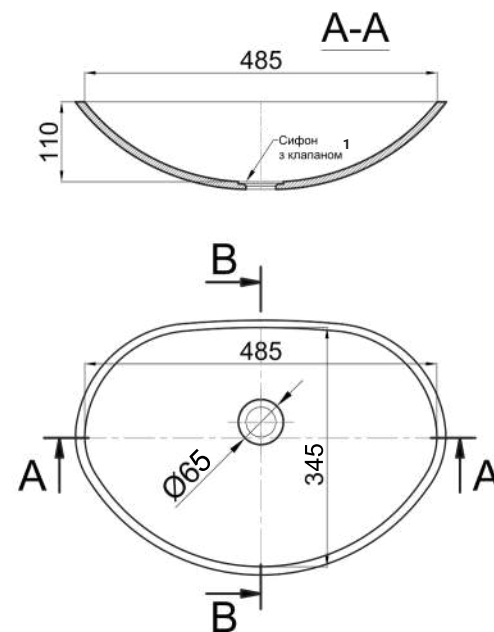
* By default, the product is not completed with accessories



WASHBASIN W007 BOTTOM MOUNTING



* By default, the product is not completed with accessories

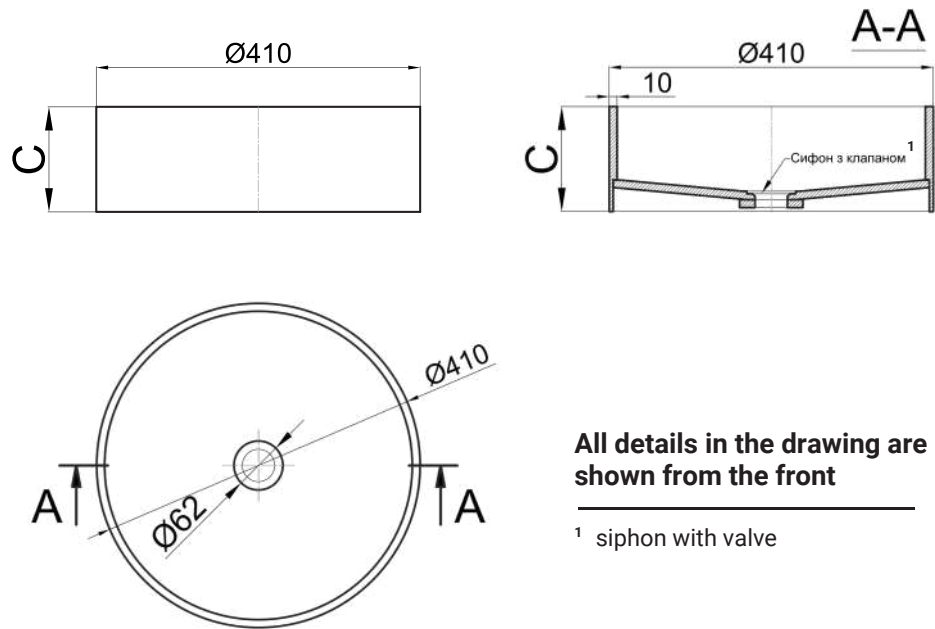


All details in the drawing are shown from the front

¹ siphon with valve

* The dimensions on the drawing indicated by numbers are unchanged!

WASHBASIN WR08 UPPER MOUNTING



SOLID SURFACE

VARIABLE DIMENSIONS (MM)

C
70-250

* The dimensions on the drawing indicated by numbers are unchanged!

* By default, the product is not completed with accessories



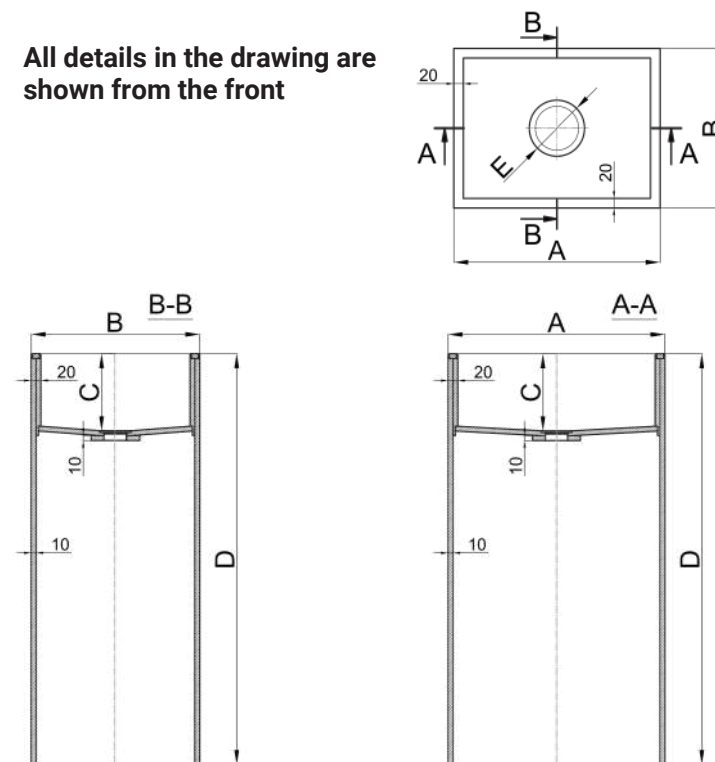
FLOOR-STANDING WASHBASIN WSF09

SOLID SURFACE



* By default, the product is not completed with accessories

All details in the drawing are shown from the front

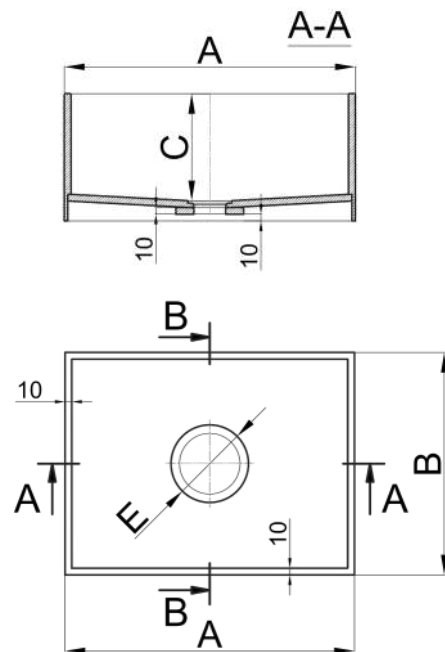


VARIABLE DIMENSIONS (MM)

A	B	C	D	E
200-700	200-700	70-250	800-900	Ø62 or Ø115

* The dimensions on the drawing indicated by numbers are unchanged!

WASHBASIN WS10 UPPER MOUNTING



All details in the drawing are shown from the front



SOLID SURFACE

VARIABLE DIMENSIONS (MM)

A	B	C	E
200-700	200-700	70-250	Ø62 or Ø115

* The dimensions on the drawing indicated by numbers are unchanged!

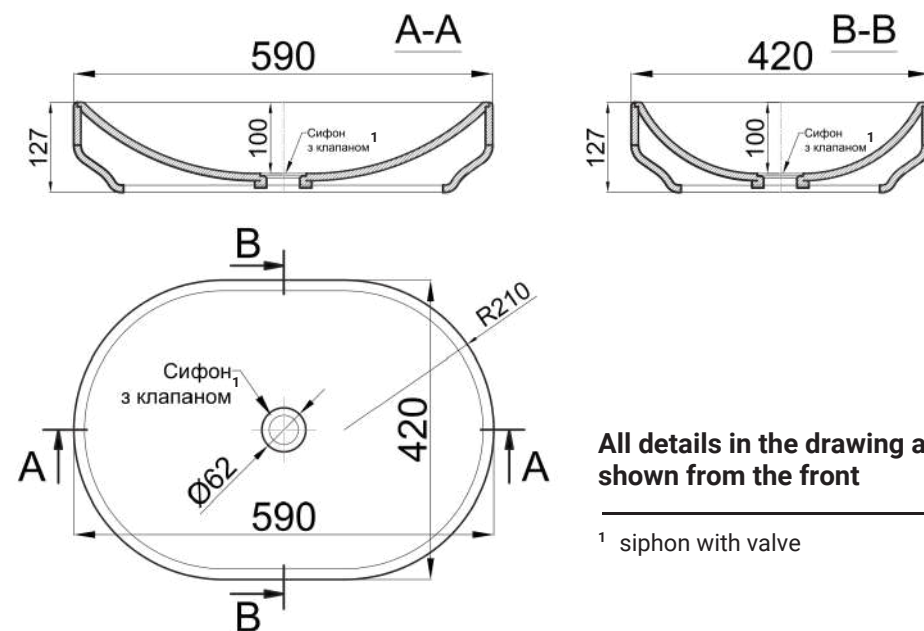
* By default, the product is not completed with accessories



WASHBASIN W011 UPPER MOUNTING



*** By default, the product is not completed with accessories**

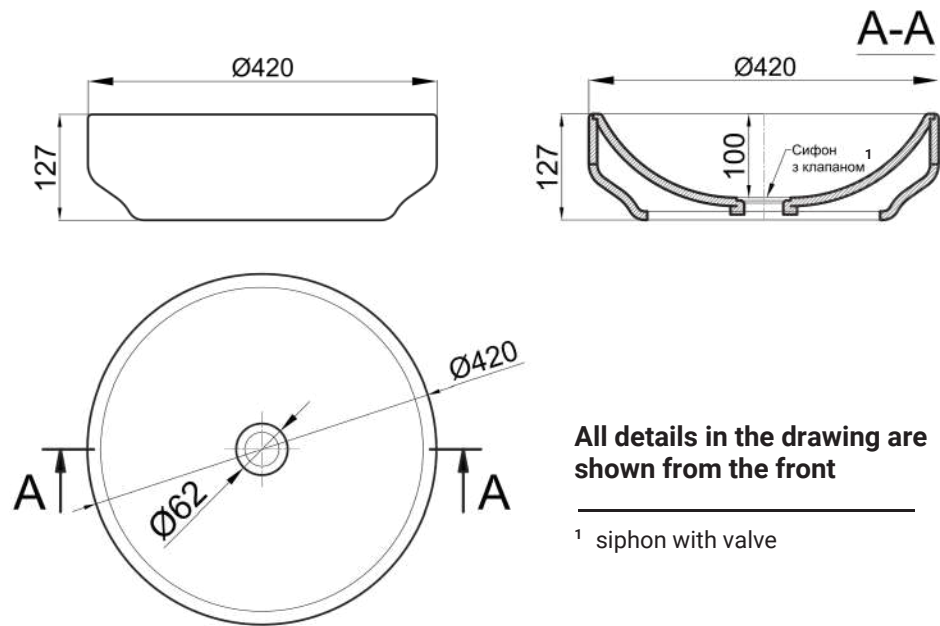


All details in the drawing are shown from the front

¹ siphon with valve

*** The dimensions on the drawing indicated by numbers are unchanged!**

WASHBASIN WR12 UPPER MOUNTING



* The dimensions on the drawing indicated by numbers are unchanged!



SOLID SURFACE

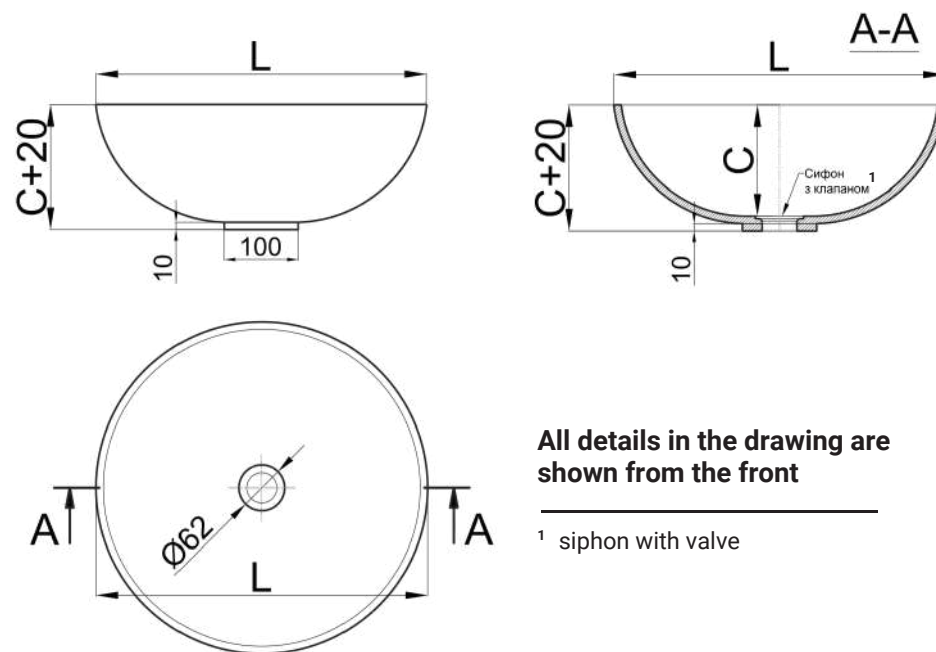
* By default, the product is not completed with accessories



WASHBASIN WR13 UPPER MOUNTING



* By default, the product is not completed with accessories

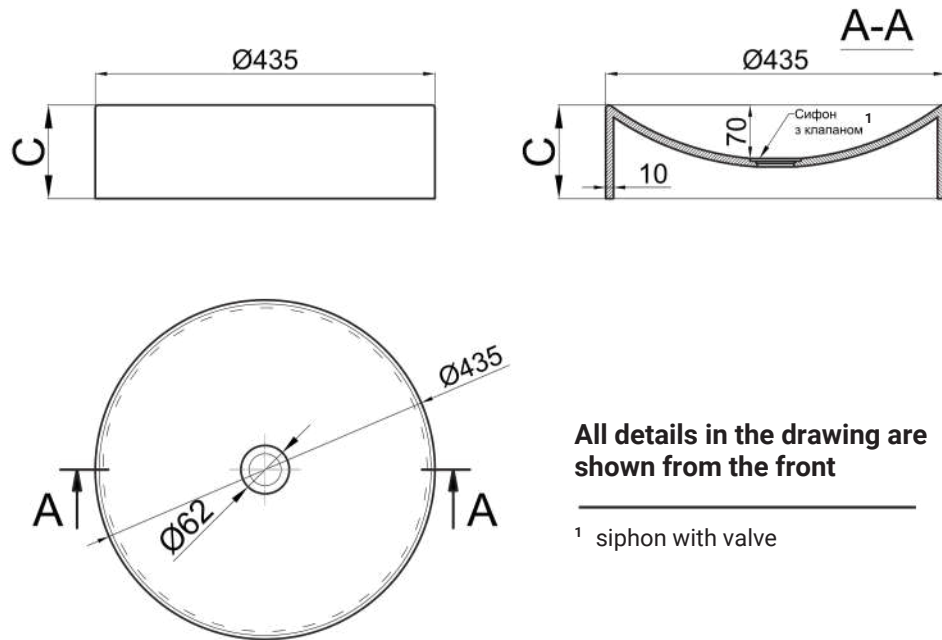


VARIABLE DIMENSIONS (MM)

C	L
90-130	Ø412 or Ø440

* The dimensions on the drawing indicated by numbers are unchanged!

WASHBASIN WR14 UPPER MOUNTING



SOLID SURFACE

VARIABLE DIMENSIONS (MM)

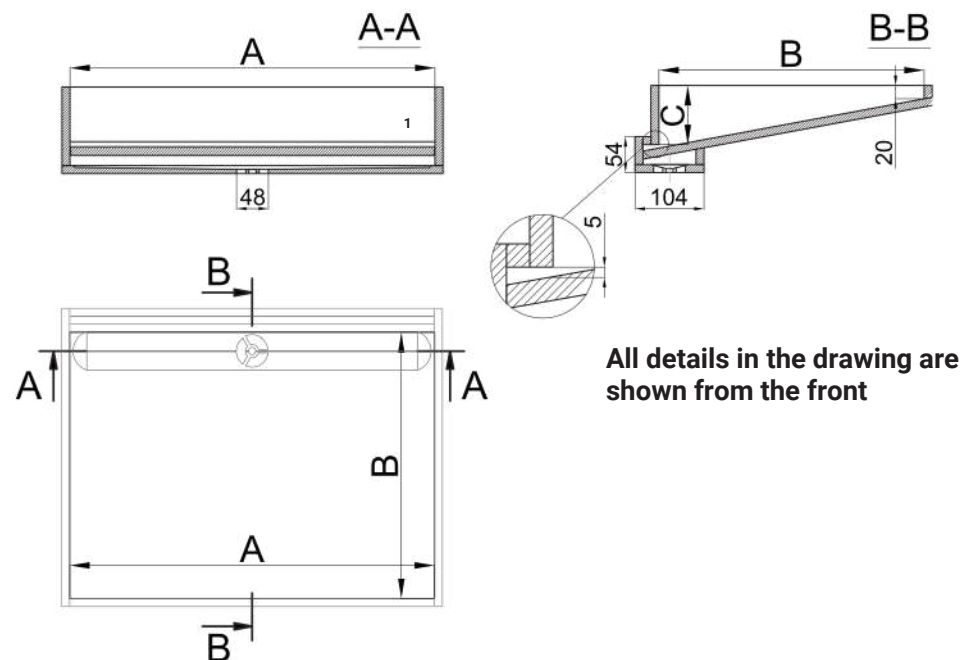
C
70-250

* The dimensions on the drawing indicated by numbers are unchanged!

* By default, the product is not completed with accessories



WASHBASIN WS15 BOTTOM MOUNTING



* By default, the product is not completed with accessories

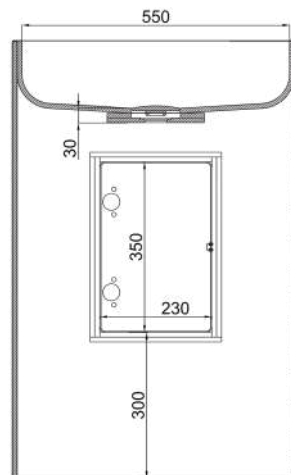
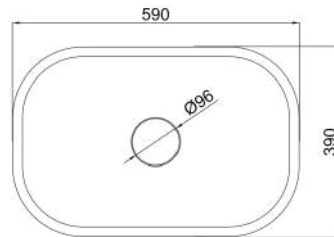
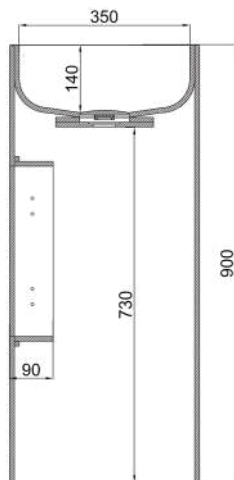
VARIABLE DIMENSIONS (MM)

A	B	C
200-700	200-413	70-250

* The dimensions on the drawing indicated by numbers are unchanged!

FLOOR-STANDING WASHBASIN WOF16

All details in the drawing are shown from the front



Material
Getacore GC 1472
Miracle Stone

* The dimensions on the drawing indicated by numbers are unchanged!

* By default, the product is not completed with accessories



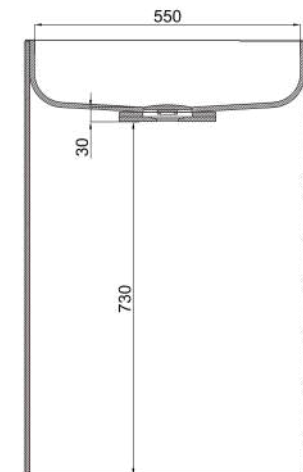
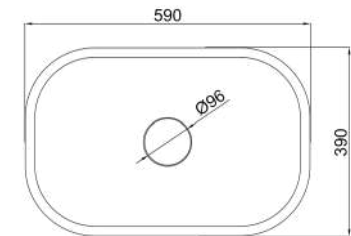

FLOOR-STANDING WASHBASIN WOF17

SOLID SURFACE



*** By default, the product is not completed with accessories**

All details in the drawing are shown from the front



*** The dimensions on the drawing indicated by numbers are unchanged!**



PRODUCTION



COUNTERTOPS

Stone countertops are used in kitchens and bathrooms, where both aesthetics and durability are essential. Each product is crafted based on precise measurements and tailored to the client's needs. Thanks to modern stone processing technologies, we ensure perfect accuracy and durability of the products. We make sure that each worktop meets the highest quality standards and harmoniously integrates into the room's design.






Stone wall panels can be a significant addition to your interior. They enhance the walls' appearance and add strength and durability. We pay close attention to selecting materials for the panels to ensure they meet the project's aesthetic requirements and technical specifications. Production is carried out with strict adherence to standards, guaranteeing the perfect geometry of the product.

PRODUCTION

FURNITURE FRONTS

Stone furniture fronts are designed for those who want to realize unique interior solutions and keep up with the times. They are used in kitchens, bathrooms, dressing rooms, and other spaces where beauty and functionality must come together. Each front is carefully processed using our technologies to achieve high precision and durability. We take into account the individual requirements of each customer, providing the perfect blend of aesthetics and quality.





Stone window sills are designed for those who value durability and aesthetics. They are used in residential and commercial premises, providing high resistance to external factors. The production of window sills is carried out in compliance with strict standards to ensure that each product is resistant to various factors. We pay attention to every detail, which allows us to create window sills that last a long time and look flawless.

PRODUCTION

CONTACTS

 myynti@hose.fi



HOSET