

HOSET

Classic doors

new classic & contemporary

With our products, your interior will be perfect

2023





UP!

Content

About the UNITY LIGHT warehouse program

[4](#)



The main advantages of UNITY LIGHT doors

[5](#)



Model series "NEW CLASSIC LIGHT"

[6](#)



"CONTEMPORARY LIGHT" model range

[20](#)



UNITY LIGHT plinth

[26](#)



Basic equipment

[27](#)



Typical sizes

[27](#)



Price list (warehouse program, plinth, extender) Price list of

[28](#)



UNITY LIGHT doors to order

[28](#)



An example of the calculation of UNITY LIGHT doors to order

[28](#)



UP!



Ideal doors for family comfort

The HOSET company brings to your attention a new item - the UNITY LIGHT warehouse program of doors, which combines the New Classic and Contemporary collections, which are beloved by designers and architects. Universal and most popular models were developed by our leading specialists. Thanks to the design, divided into modern and neoclassical lines, and basic white painting, UNITY LIGHT doors will be able to decorate interiors made in classic, neoclassical, Scandinavian styles, as well as in minimalist and modern styles.


Democratic price, basic equipment with a telescopic box and molding, as well as premium materials do the UNITY LIGHT collection is a very profitable and desirable offer.





COMPLANAR MOLDINGS

The front moldings are flush with the door leaf, which makes the door more elegant, without unnecessary recesses and adds integrity to the design.



TELESCOPIC BOX


The standard door block has a telescopic box and a back plate in the basic configuration, which allow you to mount doors with a wall thickness in the most common range of 100-125mm. If the wall thickness is more than 125 mm, then an expander is used.



ITALIAN FURNITURE

The door block is equipped with a reliable magnetic lock and hidden Italian-made curtains.

Main advantages of UNITY LIGHT collection



WATER-BASED PAINTS

High-quality, environmentally friendly paints and a water-based primer from the European manufacturer AKZONOBEL are used for painting the doors. After applying a special polymer primer, the door is painted in 2 layers for a more reliable coating.



MOISTURE RESISTANT MDF AND SOLID

The door frame, moldings and canvas are made of a combination of solid wood and moisture-resistant MDF. We also offer a plinth made of moisture-resistant MDF.



NEW CLASSIC LIGHT

6





NC LIGHT 1.1 model



NC LIGHT 1.2 model



NC LIGHT 1.3 model

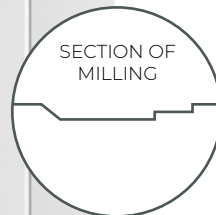
1. The doors are painted in white basic color.
2. White, black or gray accessories are available to choose from.
3. Standard door sizes are 800x2000 mm, 700x2000 mm. For the size of 600x2000 mm, the delivery time is extended.
4. You can additionally purchase a telescopic extender in 4 standard sizes.

NC LIGHT 2.1
modelNC LIGHT 2.2
modelNC LIGHT 2.3
model

1. The doors are painted in white basic color.
2. White, black or gray accessories are available to choose from.
3. Standard door sizes are 800x2000 mm, 700x2000 mm. For the size of 600x2000 mm, the delivery time is extended.
4. You can additionally purchase a telescopic extender in 4 standard sizes.



NC LIGHT 3.1 model



NC LIGHT 3.2 model



NC LIGHT 3.3 model

1. The doors are painted in white basic color.
2. White, black or gray accessories are available to choose from.
3. Standard door sizes are 800x2000 mm, 700x2000 mm. For the size of 600x2000 mm, the delivery time is extended.
4. You can additionally purchase a telescopic extender in 4 standard sizes.

model
NC LIGHT 4.1model
NC LIGHT 4.2model
NC LIGHT 4.3

1. The doors are painted in white basic color.
2. White, black or gray accessories are available to choose from.
3. Standard door sizes are 800x2000 mm, 700x2000 mm. For the size of 600x2000 mm, the delivery time is extended.
4. You can additionally purchase a telescopic extender in 4 standard sizes.



model
NC LIGHT 5.1



model
NC LIGHT 5.2



model
NC LIGHT 5.3

1. The doors are painted in white basic color.
2. White, black or gray accessories are available to choose from.
3. Standard door sizes are 800x2000 mm, 700x2000 mm. For the size of 600x2000 mm, the delivery time is extended.
4. You can additionally purchase a telescopic extender in 4 standard sizes.



NC LIGHT 6.1
modelNC LIGHT 6.2
modelNC LIGHT 6.3
model

1. The doors are painted in white basic color.
2. White, black or gray accessories are available to choose from.
3. Standard door sizes are 800x2000 mm, 700x2000 mm. For the size of 600x2000 mm, the delivery time is extended.
4. You can additionally purchase a telescopic extender in 4 standard sizes.




model
NC LIGHT 7.1



SECTION OF MILLING



SECTION OF MILLING



SECTION OF MILLING



model
NC LIGHT 7.2



model
NC LIGHT 7.3

1. The doors are painted in white basic color.
2. White, black or gray accessories are available to choose from.
3. Standard door sizes are 800x2000 mm, 700x2000 mm. For the size of 600x2000 mm, the delivery time is extended.
4. Attention! NC LIGHT 7.1 and NC LIGHT 7.2 models are not produced in the size of 600x2000 mm.
5. You can additionally purchase a telescopic extender in 4 standard sizes.





model
NC LIGHT 8.1



model
NC LIGHT 8.2

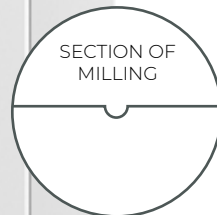
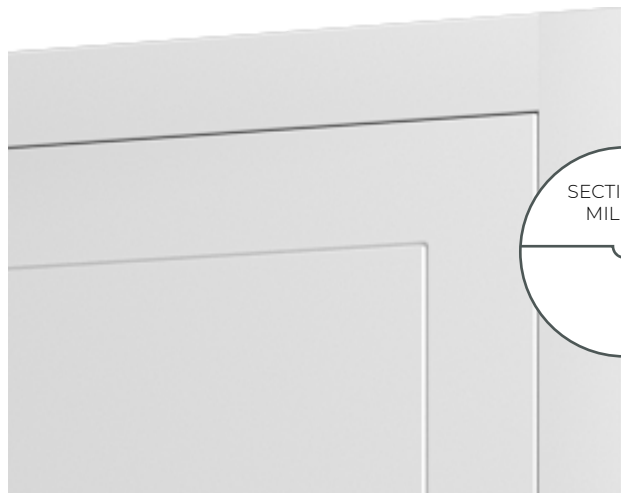


model
NC LIGHT 8.3

1. The doors are painted in white basic color.
2. White, black or gray accessories are available to choose from.
3. Standard door sizes are 800x2000 mm, 700x2000 mm. For the size of 600x2000 mm, the delivery time is extended.
4. You can additionally purchase a telescopic extender in 4 standard sizes.



model
NC LIGHT 9.1



model
NC LIGHT 9.2



model
NC LIGHT 9.3

1. The doors are painted in white basic color.
2. White, black or gray accessories are available to choose from.
3. Standard door sizes are 800x2000 mm, 700x2000 mm. For the size of 600x2000 mm, the delivery time is extended.
4. You can additionally purchase a telescopic extender in 4 standard sizes.

NC LIGHT 10.1
modelNC LIGHT 10.2
modelNC LIGHT 10.3
model

1. The doors are painted in white basic color.
2. White, black or gray accessories are available to choose from.
3. Standard door sizes are 800x2000 mm, 700x2000 mm. For the size of 600x2000 mm, the delivery time is extended.
4. You can additionally purchase a telescopic extender in 4 standard sizes.



NC LIGHT 11.1 model



NC LIGHT 11.2 model



NC LIGHT 11.3 model

1. The doors are painted in white basic color.
2. White, black or gray accessories are available to choose from.
3. Standard door sizes are 800x2000 mm, 700x2000 mm. For the size of 600x2000 mm, the delivery time is extended.
4. You can additionally purchase a telescopic extender in 4 standard sizes.



model
NC LIGHT 12.1



model
NC LIGHT 12.2



model
NC LIGHT 12.3

1. The doors are painted in white basic color.
2. White, black or gray accessories are available to choose from.
3. Standard door sizes are 800x2000 mm, 700x2000 mm. For the size of 600x2000 mm, the delivery time is extended.
4. You can additionally purchase a telescopic extender in 4 standard sizes.




CONTEMPORARY LIGHT

20



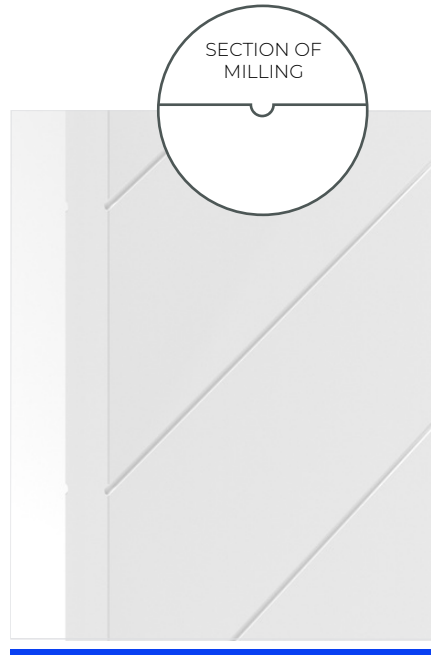
UP!

Types of milling CONTEMPORARY LIGHT




Used in models:

- CON LIGHT 1
- CON LIGHT 2
- CON LIGHT 3



Used in models:

- CON LIGHT 4
- CON LIGHT 5
- CON LIGHT 6
- CON LIGHT 7
- CON LIGHT 8



Used in models:

- CON LIGHT 9



model
CON LIGHT 1



model
CON LIGHT 2



model
CON LIGHT 3

1. The doors are painted in white basic color.
2. White, black or gray accessories are available to choose from.
3. Standard door sizes are 800x2000 mm, 700x2000 mm. For the size of 600x2000 mm, the delivery time is extended.
4. You can additionally purchase a telescopic extender in 4 standard sizes.





model
CON LIGHT 4



model
CON LIGHT 5



model
CON LIGHT 6

1. The doors are painted in white basic color.
2. White, black or gray accessories are available to choose from.
3. Standard door sizes are 800x2000 mm, 700x2000 mm. For the size of 600x2000 mm, the delivery time is extended.
4. You can additionally purchase a telescopic extender in 4 standard sizes.





model
CON LIGHT 7



model
CON LIGHT 8



model
CON LIGHT 9

1. The doors are painted in white basic color.
2. White, black or gray accessories are available to choose from.
3. Standard door sizes are 800x2000 mm, 700x2000 mm. For the size of 600x2000 mm, the delivery time is extended.
4. You can additionally purchase a telescopic extender in 4 standard sizes.



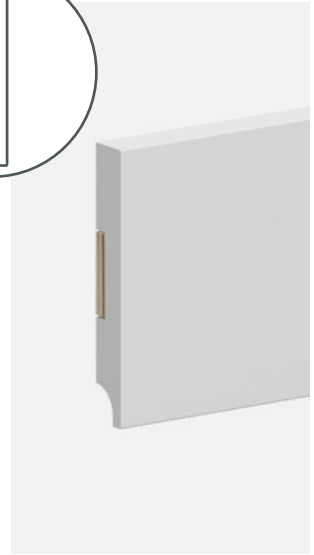
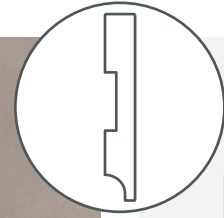
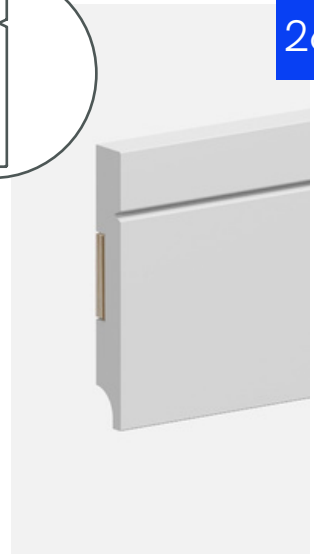
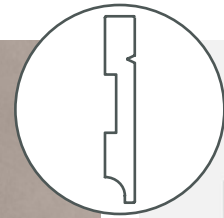
model
CON LIGHT 10



model
CON LIGHT 11

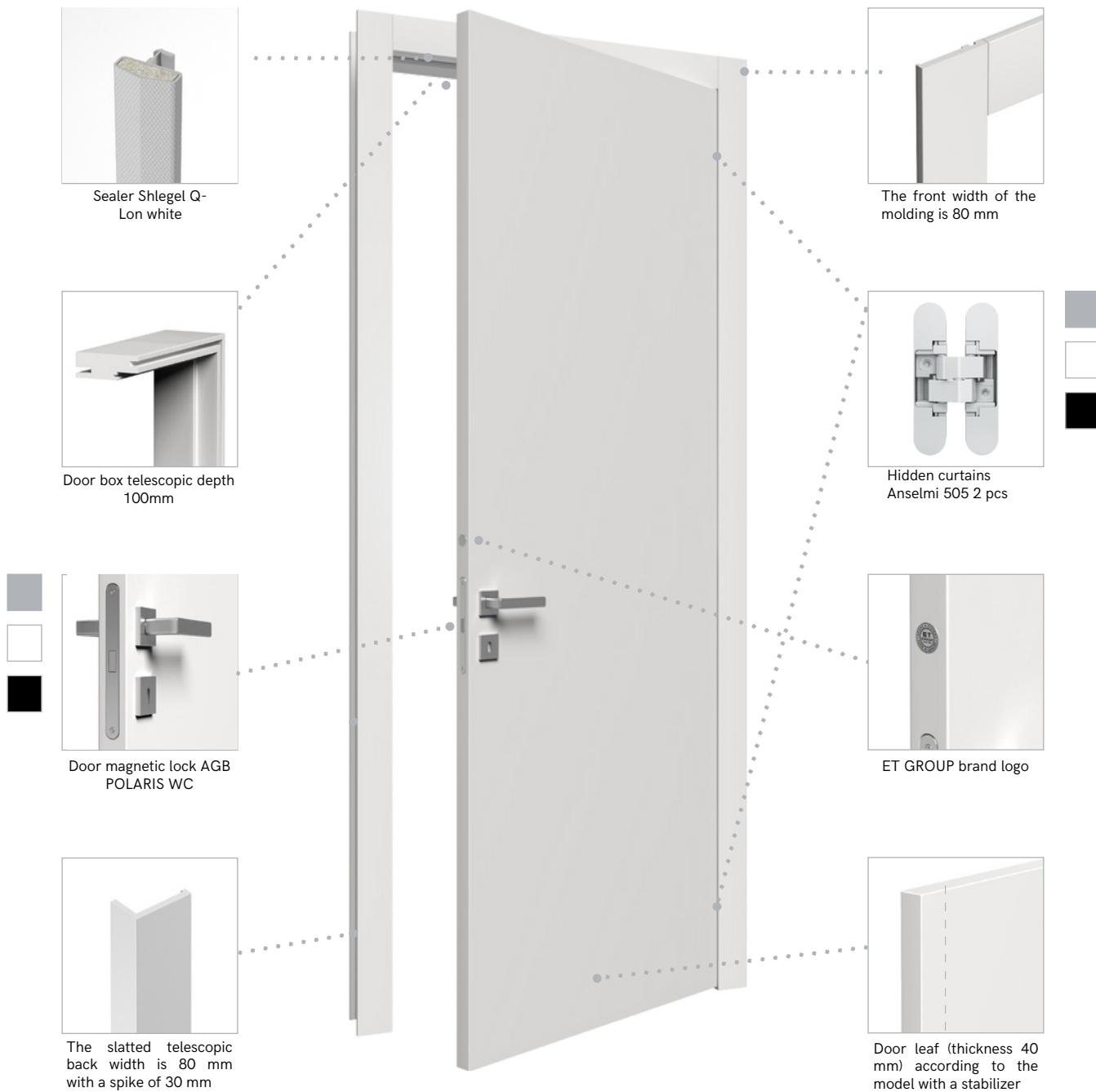
1. The doors are painted in white basic color.
2. White, black or gray accessories are available to choose from.
3. Aluminum canvas frame in black only, comes with black hardware (curtains and lock).
4. Standard door sizes are 800x2000 mm, 700x2000 mm. For the size of 600x2000 mm, the delivery time is extended.
5. You can additionally purchase a telescopic extender in 4 standard sizes.



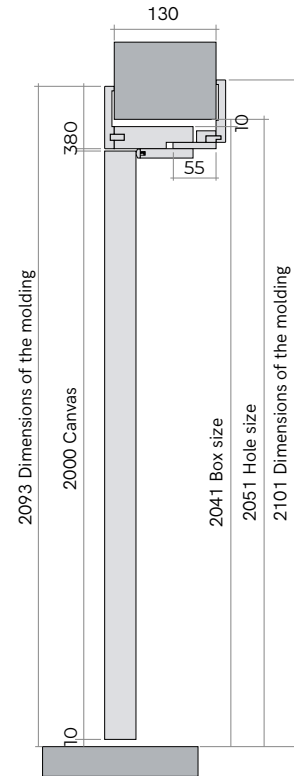

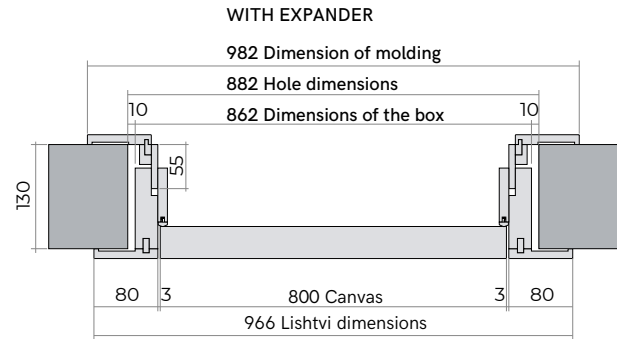
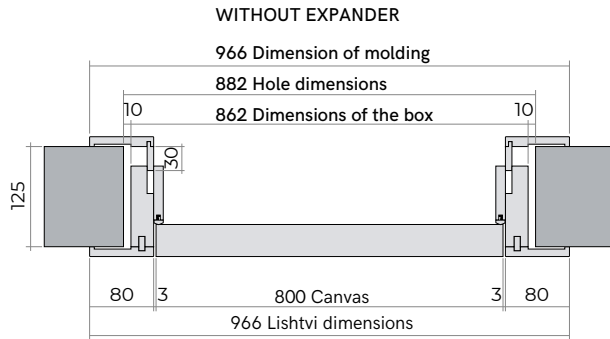
PLINTH
FLATPLINTH
MILLED

26

1. The plinth is painted in a white base color, including the ends on both sides.
2. The length of the bar is 2050 mm, the height is 80 mm, the thickness is 12 mm.
3. It is made of moisture-resistant material.
4. Comes complete with a mounting bar.



1. The doors are painted in white basic color.
2. White, black or gray accessories are available to choose from. The sealer is white.
3. Standard door sizes are 800x2000 mm, 700x2000 mm. For the size of 600x2000 mm, the delivery time is extended.



CANVAS	BOX	THE HOLE IS MINIMAL	OPENING MAXIMUM	LIGHT HOLE
HxL	(H+41)x(L+62)	(H+51)x(L+82)	(H+71)x(L+122)	(H+1)x(L-18)
2000x600	2041x662	2051x682	2071x722	2001x582
2000x700	2041x762	2051x782	2071x822	2001x682
2000x800	2041x862	2051x882	2071x922	2001x782



044 744 1465



myynti@hoset.fi



MiiA Rakennus Oy,



Akerlundinkatu 11A, 33100 Tampere



Open: by appointment



Call center daily from 9:00 to 22:00

CLICK
ME



SCAN
ME

